

PRIMAR 2018 – NHC63

PRIMAR's Vision

IN ORDER TO ENHANCE SAFETY AT SEA AND PROTECT THE MARITIME ENVIRONMENT, PRIMAR'S VISION IS TO BE THE MOST EFFICIENT MODEL FOR THE PROVISION OF ENC SERVICES AND MARITIME GEOSPATIAL DATA WORLDWIDE.

Targets for 2018

- Continuously provide the world's most efficient ENC quality control and validation services
- Increased ENC coverage
- Strategic focus – PRIMAR's role in the future
- Financial sustainability
- Technology development – S-100 focus
- Visibility

ENC QC AND VALIDATION SERVICES

The PRIMAR ENC validation statistics for 2018 are as follows:

New ENC	New Editions	Reissue	Cancel cell	Updates
1 222	5 932	656	158	24 916

The below table shows the development of the PRIMAR ENC database during 2018:

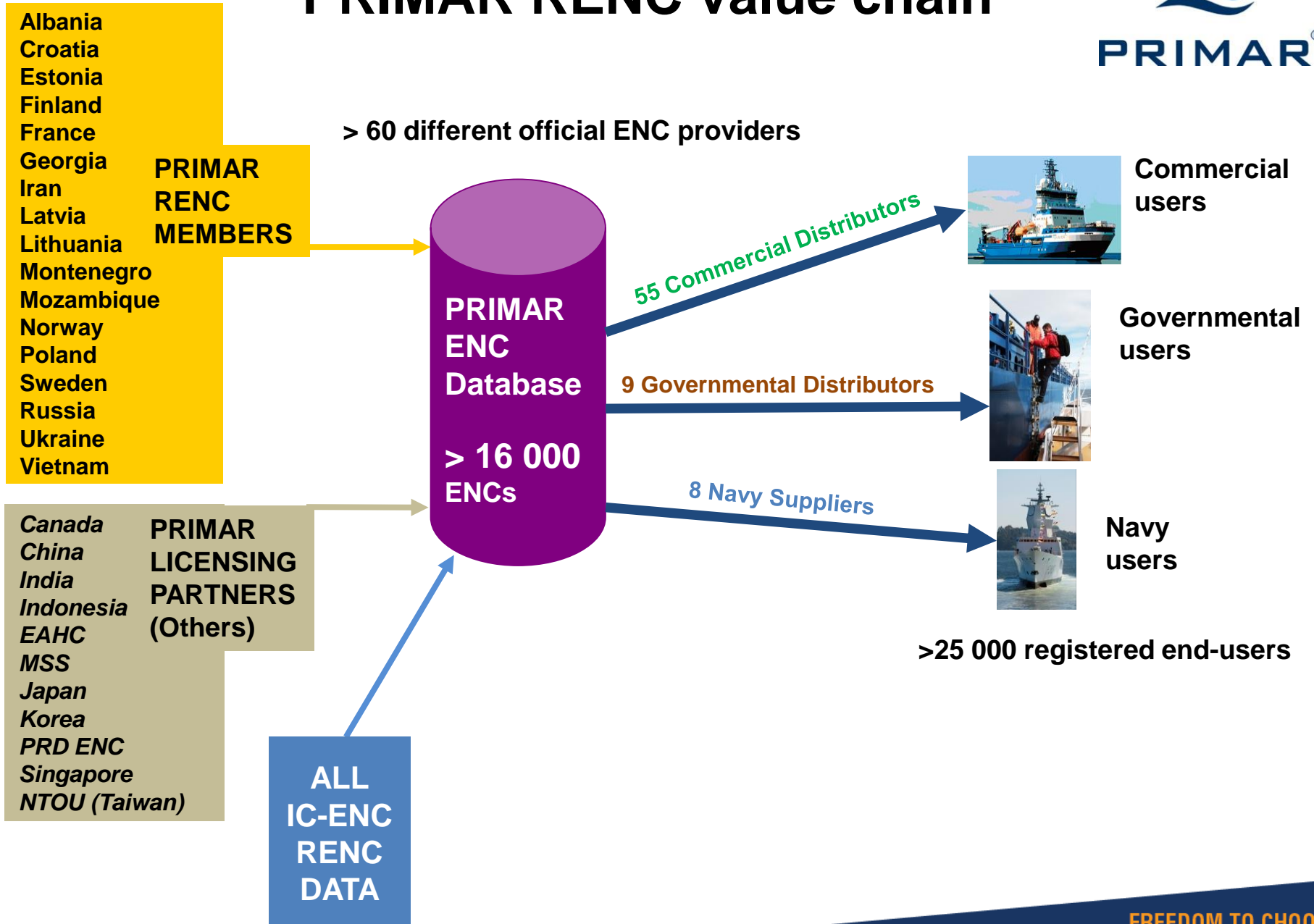
Date	Total no of ENCs	Overview	General	Coastal	Approach	Harbour	Berthing	Updates
01.01.18	15 781	181	622	2 544	4 504	5 910	2 020	43 685
01.07.18	16 044	178	611	2 551	4 574	6 027	2 103	43 257
31.12.18	16 285	179	633	2 549	4 802	6 113	2 009	43 925

ENC QC AND VALIDATION SERVICES

- PAC 24 approved to introduce KPIs for ENC validation in PRIMAR. The following validation completion times was achieved in 2018:

Type of data	Validation KPI (95%)	2018 Average Achieved
ENC Update	1 day	8 hrs.
ENC New Edition	2 days	7 hrs.
New ENC	3 days	1 day 22 hrs.

PRIMAR RENC value chain



PRIMAR Agreements 2018

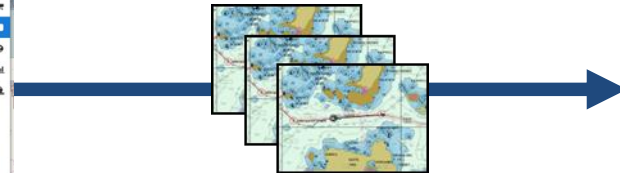
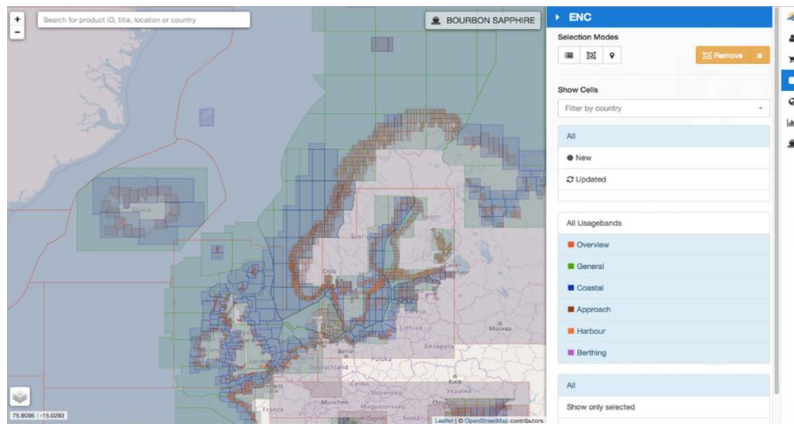
- Distribution agreement signed with ENC Centre - National Taiwan Ocean University.

2018 Capacity Building / training

- ENC validation workshops conducted in Shanghai, China. Participants from SCC and HKHO. 10 ENC validators were trained.

PRIMAR Navy / Governmental Supplier Services

- Supply ENCs to your Navy / Governmental users.
- Access to PRIMAR global ENC database.
- Easy operation from the PRIMAR Chart Catalogue.
Register and add users, Create ENC portfolios, Activate area of interest, View orders/reports, View licensee status, Download ENC updates and permit files etc.



**Navy
users**

2018 Financial Issues

- New financial model introduced in 2017
- Quarterly royalty payments
- Fixed fee pr. ENC transaction
- Transaction fee commercial transactions: \$1,0
- Transaction fee national transactions: \$1,5
- Transaction fee national services to non-PRIMAR members: \$2,3

2018 Financial Issues

- Total revenue of ENC sales 18 % increase compared with 2017.
- Total cost of PRIMAR operation (commercial/national) \$2,46m.
- Financial surplus (excess of cost coverage after regular royalty payments) of approximately \$690k to be used for S-101 development.

2018 Financial Issues

- New financial model introduced from 1.1.2019
- 100 % royalty payback to PRIMAR member nations.

2018 Technology Development

- S-102 data upload, validation and distribution.
- S-102 in an operational environment.
 - Project supported by The Research Council of Norway
- S-100 Data as a Service.
 - Project in cooperation with Caris and CHS
- S-101 data upload, validation and distribution.
- S-100 part 15 Data Protection (new S-63).
- S-57 distribution service

Targets for 2019

- Provide the world's most efficient ENC quality control and validation services.
- Increased ENC coverage – new members.
- Updated strategic plan – PRIMARs place in the future.
- Continue the S-100 technology development
- Visibility

Maritime Safety Circle

Through PRIMAR, all actors have access to the
SAME CHARTING INFORMATION



Thank you for your attention
Questions?

www.primar.org