

INTERNATIONAL HYDROGRAPHIC ORGANIZATION



IHO ECDIS PRESENTATION LIBRARY

Edition 4.0.(2), July 2017

Publication S-52
ANNEX A

Published by the
IHO Secretariat
4b, Quai Antoine 1er
B.P 445 - MC 98011 MONACO Cedex
Principauté de Monaco
Telefax: (+377) 93 10 81 40
E-mail: info@iho.int
Web <http://www.iho.int>

© Copyright International Hydrographic Organization [2017]

This work is copyright. Apart from any use permitted in accordance with the Berne Convention for the Protection of Literary and Artistic Works (1886), and except in the circumstances described below, no part may be translated, reproduced by any process, adapted, communicated or commercially exploited without prior written permission from the International Hydrographic Organization (IHO). Copyright in some of the material in this publication may be owned by another party and permission for the translation and/or reproduction of that material must be obtained from the owner.

This document or partial material from this document may be translated, reproduced or distributed for general information, on no more than a cost recovery basis. Copies may not be sold or distributed for profit or gain without prior written agreement of the IHO Secretariat and any other copyright holders.

In the event that this document or partial material from this document is reproduced, translated or distributed under the terms described above, the following statements are to be included:

“Material from IHO publication [reference to extract: Title, Edition] is reproduced with the permission of the IHO Secretariat (Permission No/...) acting for the International Hydrographic Organization (IHO), which does not accept responsibility for the correctness of the material as reproduced: in case of doubt, the IHO’s authentic text shall prevail. The incorporation of material sourced from IHO shall not be construed as constituting an endorsement by IHO of this product.”

“This [document/publication] is a translation of IHO [document/publication] [name]. The IHO has not checked this translation and therefore takes no responsibility for its accuracy. In case of doubt the source version of [name] in [language] should be consulted.”

The IHO Logo or other identifiers shall not be used in any derived product without prior written permission from the IHO Secretariat.

ADDENDUM TO PART I

"S-52 ENC Symbol Catalogue"

**PAPER BASED DESCRIPTION OF SYMBOLS
FOR USE ON ECDIS**

Page intentionally left blank

Changes Made to Symbol Discriptions in Edition 4.0.0

Thirty-eight symbols have been identified that are depicted with the incorrect line weight. Conspicuous objects are to have a line weight of 0.6 mm and non-conspicuous objects a line weight of 0.3 mm. The following symbols have the correct line weight indicated in the textual description of the symbol, but the graphic shows the symbol either as too thick or too thin. These graphics may be corrected in the future if the required resources become available to accomplish the work. Until then, ECDIS manufacturers must rely on the text to correctly indicate the appropriate line weight

Symbol Name	Reference Number
SY(BUIREL13)	69
SY(BUIREL14)	70
SY(BUIREL15)	71
SY(BUISGL01)	72
SY(CAIRNS01)	74
SY(CHIMNY01)	80
SY(CHIMNY11)	81
SY(DOMES011)	112
SY(DSHAER01)	113
SY(DSHAER11)	114
SY(FLASTK01)	125
SY(FLASTK11)	126
SY(FLGSTF01)	128
SY(FORSTC01)	130
SY(HILTOP11)	145
SY(MONUMT02)	169
SY(MONUMT12)	170
SY(MSTCON04)	173
SY(MSTCON14)	174

Symbol Name	Reference Number
SY(NOTBRD11)	176
SY(POSGEN01)	193
SY(RASCAN01)	207
SY(RASCAN11)	208
SY(RFNERY01)	222
SY(RFNERY11)	223
SY(SILBUI01)	231
SY(TNKCON02)	373
SY(TNKFRM11)	376
SY(TOWERS01)	407
SY(TOWERS02)	408
SY(TOWERS03)	409
SY(TOWERS05)	410
SY(TOWERS12)	411
SY(TOWERS15)	412
SY(WIMCON01)	435
SY(WIMCON11)	436
SY(WNDFRM51)	437
SY(WNDMIL12)	440

Symbol SY(CHDATD01), reference number 591, was added to signify objects that have a date dependent attribute populated, such as DATSTA, DATEND, PERSTA or PEREND.

Four new symbols have been added to signify objects that have been inserted, modified or deleted by an automatic update.

Object Geometry	Symbol Name	Reference Number	Purpose
Point	SY(CHRVDEL1)	592	object has been deleted
Point	SY(CHRVID01)	593	object has been inserted or modified
Line or Are	LC(CHRVDEL2)	595	object has been deleted
Line or Area	LC(CHRVID02)	596	object has been inserted or modified

The table below details the clarifications made to create S-52 ENC Edition 4.0.2

Object Geometry	Symbol Name	Reference Number	Clarification
Point	SY(BOYCAR01)	37	Line weight changed from 0.6mm to 0.3mm, to match dai file
Point	SY(BOYCAR02)	38	Line weight changed from 0.6mm to 0.3mm, to match dai file
Point	SY(BOYCAR03)	39	Line weight changed from 0.6mm to 0.3mm, to match dai file
Point	SY(BOYCAR04)	40	Line weight changed from 0.6mm to 0.3mm, to match dai file
Point	SY(CBLARE51)	40	Line weight changed from 0.3mm to 0.6mm, to match dai file

IHO Publication S-52

ENC SYMBOL CATALOGUE

PAPER BASED DESCRIPTION OF SYMBOLS FOR USE ON ECDIS

1. Point Symbols and Centered Area Symbols	1
2. Complex Linestyles	475
3. Area Pattern	531

Page intentionally left blank

1. Point Symbols and Centered Area Symbols

Page intentionally left blank

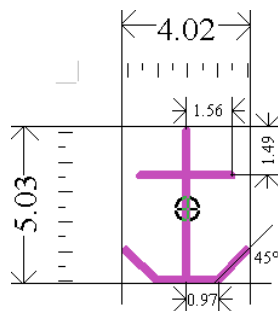
Symbol Name:	SY(ACHARE02)	RN: 1
--------------	--------------	-------

Symbol Explanation: anchorage area as a point at small scale, or anchor points of mooring trot at large scale

Look up table affected: paper chart point symbols
area symbols with plain boundaries
simplified point symbols
area symbols with symbolized boundaries

Pivot Point Column: 2.06
Pivot Point Row: 2.63

Width of Bounding Box: 4.02
Height of Bounding Box: 5.03



Symbol Colours: CHMGD

Comments: Line weight 0.3 mm

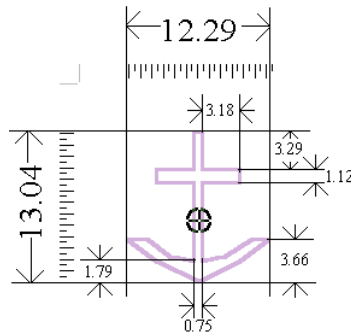
Examples on ENC: N/A


References:

S57	INT 1	
ACHARE	N 10, N 12.1-9	(N 10) ↓
OBSTRN	Q 42	

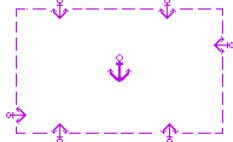
Symbol Name:	SY(ACHARE51)	RN: 2
--------------	--------------	-------

Symbol Explanation:	anchorage area
Look up table affected:	area symbols with plain boundaries area symbols with symbolized boundaries
Pivot Point Column:	6.29
Pivot Point Row:	7.79
Width of Bounding Box:	12.29
Height of Bounding Box:	13.04



Symbol Colours:	 CHMGF
Comments:	Line weight 0.3 mm
Examples on ENC:	N/A

References:

S57	INT 1	
ACHARE (centred symbol)	N 12.1-9	(N 12.1) 

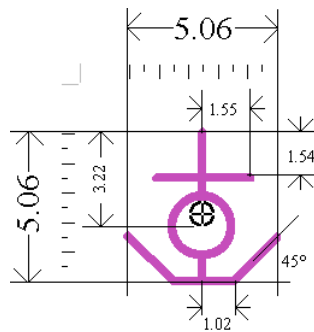
Symbol Name:	SY(ACHBRT07)	RN: 3
--------------	---------------------	-------

Symbol Explanation: designated anchor berth for a single vessel

Look up table affected: paper chart point symbols
area symbols with plain boundaries
simplified point symbols
area symbols with symbolized boundaries

Pivot Point Column: 2.54
Pivot Point Row: 2.79

Width of Bounding Box: 5.06
Height of Bounding Box: 5.06



Symbol Colours: CHMGD

Comments: Line weight 0.3 mm
Circle diameter 2.02 mm

Examples on ENC: N/A

References:

S57	INT 1	
ACHBRT	N 11.1, 11.2	(N 11.1)

Symbol Name:	SY(ACHRES51)	RN: 4
--------------	---------------------	-------

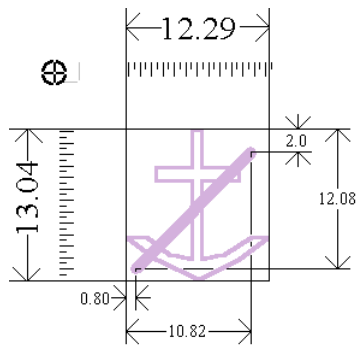
Symbol Explanation: area where anchoring is prohibited or restricted

Look up table affected: N/A

Called by CSP etc.: CSP RESARE04 Continuation B,
CSP RESCSP02 Continuation B

Pivot Point Column: -6.40
Pivot Point Row: -5.13

Width of Bounding Box: 12.29
Height of Bounding Box: 13.04



Symbol Colours: CHMGF

Comments: Line weight 0.3 mm / 0.9 mm
Other symbol dimensions like SY(ACHARE51)

Examples on ENC: N/A

References:

S57	INT 1	
RESARE	N 20	

Symbol Name:	SY(ACHRES61)	RN: 5
--------------	--------------	-------

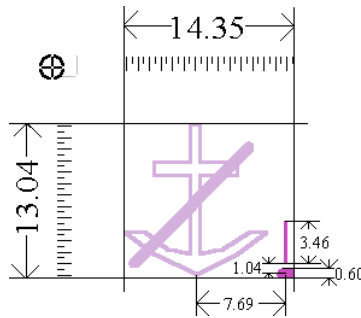
Symbol Explanation: area where anchoring is prohibited or restricted, with other cautions

Look up table affected: N/A

Called by CSP etc.: CSP RESARE04 Continuation B, CSP RESCSP02 Continuation B

Pivot Point Column: -6.40
Pivot Point Row: -5.13

Width of Bounding Box: 14.35
Height of Bounding Box: 13.04



Symbol Colours:

- CHMGF
- CHMGD

Comments: Line weight 0.3mm / 0.9 mm;
Other symbol dimensions like SY(ACHRES51);
The "I" at bottom right indicates that further cautions are available about the nature of the restriction.

Examples on ENC: N/A

References:

S57	INT 1	
RESARE	N 20	

Symbol Name:	SY(ACHRES71)	RN: 6
--------------	--------------	-------

Symbol Explanation: area where anchoring is prohibited or restricted, with other information

Look up table affected: N/A

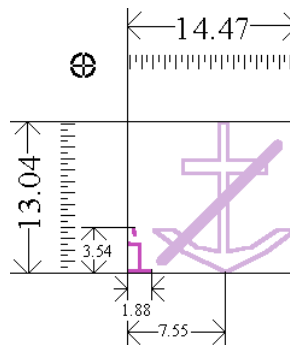
Called by CSP etc.: CSP RESARE04 Continuation B,
CSP RESCSP02 Continuation B

Pivot Point Column: -4.22

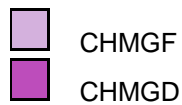
Pivot Point Row: -5.13

Width of Bounding Box: 14.47

Height of Bounding Box: 13.04



Symbol Colours:



Comments:

Line weight 0.3 mm / 0.9 mm;
Other symbol dimensions like SY(ACHRES51);
The “i” at bottom left indicates that further information is available about the nature of the restriction.

Examples on ENC: N/A

References:

S57	INT 1	
RESARE	N 20	

Symbol Name:	SY(AIRARE02)	RN: 7
--------------	--------------	-------

Symbol Explanation: symbol for airport as a point

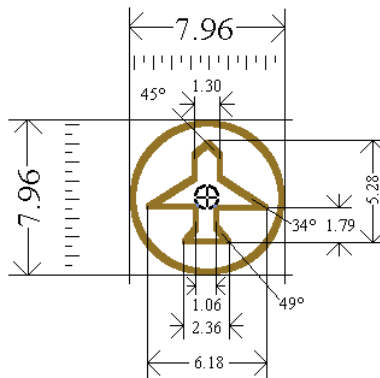
Look up table affected: paper chart point symbols
simplified point symbols

Pivot Point Column: 3.98

Pivot Point Row: 3.98

Width of Bounding Box: 7.96

Height of Bounding Box: 7.96




Symbol Colours: LANDF

Comments: Line weight 0.3 mm
Circle diameter 7.96 mm

Examples on ENC: N/A

References:

S57	INT 1	
AIRARE	D 17	

Symbol Name:

SY(BCNCAR01)

RN: 16

Symbol Explanation: cardinal beacon, north, simplified

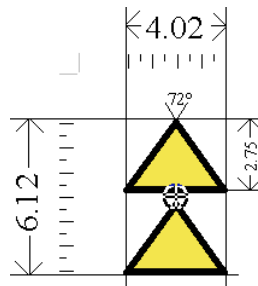
Look up table affected: simplified point symbols

Pivot Point Column: 2.00

Pivot Point Row: 3.05

Width of Bounding Box: 4.02

Height of Bounding Box: 6.12



Symbol Colours:



Comments: Line weight 0.3 mm

Examples on ENC: N/A

References:

S57	INT 1
BCNCAR	Q 130.3

Symbol Name:	SY(BCNCAR02)	RN: 17
--------------	--------------	--------

Symbol Explanation: cardinal beacon, east, simplified

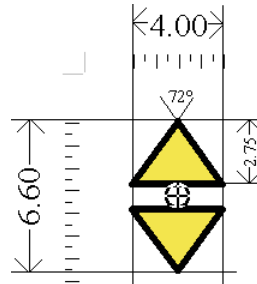
Look up table affected: simplified point symbols

Pivot Point Column: 2.00

Pivot Point Row: 3.30

Width of Bounding Box: 4.00

Height of Bounding Box: 6.60



Symbol Colours:



Comments: Line weight 0.3 mm

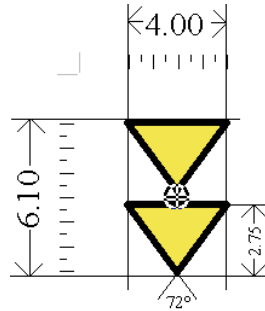
Examples on ENC: N/A

References:

S57	INT 1
BCNCAR	Q 130.3

Symbol Name:	SY(BCNCAR03)	RN: 18
--------------	--------------	--------

Symbol Explanation: cardinal beacon, south, simplified
 Look up table affected: simplified point symbols
 Pivot Point Column: 2.00
 Pivot Point Row: 3.05
 Width of Bounding Box: 4.00
 Height of Bounding Box: 6.10



Symbol Colours:

	OUTLW
	CHYLW

Comments: Line weight 0.3 mm

Examples on ENC: N/A

References:

S57	INT 1
BCNCAR	Q 130.3

Symbol Name:	SY(BCNCAR04)	RN: 19
--------------	--------------	--------

Symbol Explanation: cardinal beacon, west, simplified

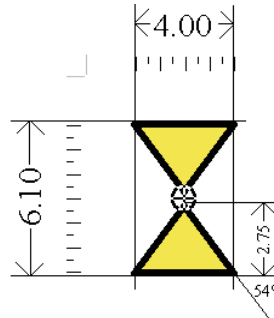
Look up table affected: simplified point symbols

Pivot Point Column: 2.00

Pivot Point Row: 3.05

Width of Bounding Box: 4.00

Height of Bounding Box: 6.10



Symbol Colours:



Comments: Line weight 0.3 mm

Examples on ENC: N/A

References:

S57	INT 1
BCNCAR	Q 130.3

Symbol Name:	SY(BCNDEF13)	RN: 20
--------------	---------------------	--------

Symbol Explanation: default symbol for a beacon, simplified

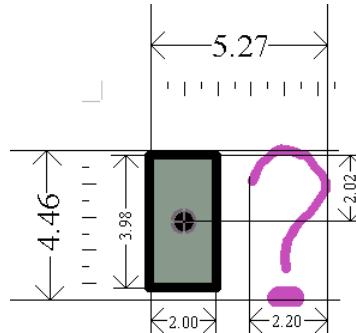
Look up table affected: simplified point symbols

Pivot Point Column: 1.03

Pivot Point Row: 2.18

Width of Bounding Box: 5.27

Height of Bounding Box: 4.46



Symbol Colours:

- CHMGD
- CHGRD
- OUTLW

Comments: Line weight (question mark) 0.3 mm; line weight (question mark dot) 0.6 mm
 Line weight 0.3 mm
 Point diameter 0.6 mm

Examples on ENC: N/A

References:

S57	INT 1	
BCNCAR	Q 130.3	
BCNLAT	Q 91-92;130.1	
BCNSPP	Q 120-125; 130.6	
BCNISD	Q 130.4	
BCNSAW	Q 130.5	

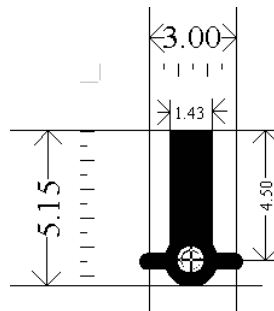
Symbol Name:	SY(BCNGEN01)	RN: 21
--------------	--------------	--------

Symbol Explanation: beacon in general, paper-chart

Look up table affected: paper chart point symbols

Pivot Point Column: 1.50
Pivot Point Row: 4.50

Width of Bounding Box: 3.00
Height of Bounding Box: 5.15



Symbol Colours: CHBLK

Comments: Line weight 0.6 mm
Circle diameter 1.3 mm

Examples on ENC: N/A

References:

S57	INT 1	
BCNCAR	Q 130.3	
BCNISD	Q 130.4	
BCNLAT	Q 91-92;130.1	
BCNSAW	Q 130.5	
BCNSPP	Q 120-125; 130.6	

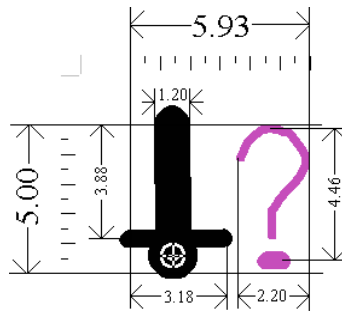
Symbol Name:	SY(BCNGEN03)	RN: 22
--------------	---------------------	--------

Symbol Explanation: default symbol for beacon, paper-chart

Look up table affected: paper chart point symbols

Pivot Point Column: 1.50
Pivot Point Row: 4.46

Width of Bounding Box: 5.93
Height of Bounding Box: 5.00



Symbol Colours:

CHMGD

CHBLK

Comments:

Line weight (question mark) 0.3 mm; line weight (question mark dot) 0.6 mm
Line weight (beacon horizontal bar) 0.6 mm;
Line weight (beacon vertical bar) 1.2 mm
Circle diameter 1.08 mm

Examples on ENC: N/A

References:

S57	INT 1	
BCNCAR	Q 130.3	
BCNISD	Q 130.4	
BCNLAT	Q 91-92;130.1	
BCNSAW	Q 130.5	
BCNSPP	Q 120-125; 130.6	

Symbol Name:	SY(BCNISD21)	RN: 23
--------------	--------------	--------

Symbol Explanation: isolated danger beacon, simplified

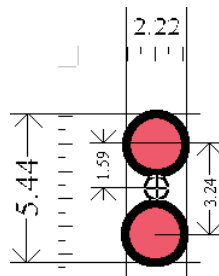
Look up table affected: simplified point symbols

Pivot Point Column: 1.12

Pivot Point Row: 2.69

Width of Bounding Box: 2.22

Height of Bounding Box: 5.44



Symbol Colours:



Comments: Circle line weight 0.3 mm; circle diameter 2.2 mm

Examples on ENC: N/A

References:

S57	INT 1
BCNISD	Q 83; 130.4

Symbol Name:	SY(BCNLAT15)	RN: 24
--------------	--------------	--------

Symbol Explanation: major lateral beacon, red, simplified

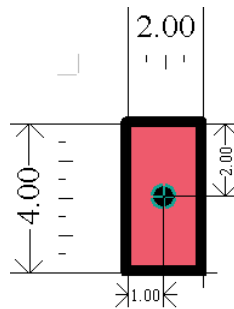
Look up table affected: simplified point symbols

Pivot Point Column: 1.00

Pivot Point Row: 2.00

Width of Bounding Box: 2.00

Height of Bounding Box: 4.00



Symbol Colours:



Comments: Line weight 0.3 mm
Point diameter 0.6 mm

Examples on ENC: N/A

References:

S57	INT 1
BCNLAT	Q 130.1

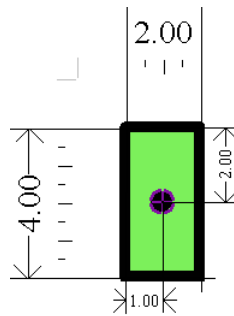
Symbol Name:	SY(BCNLAT16)	RN: 25
--------------	---------------------	--------

Symbol Explanation: major lateral beacon, green, simplified

Look up table affected: simplified point symbols

Pivot Point Column: 1.00
 Pivot Point Row: 2.00

Width of Bounding Box: 2.00
 Height of Bounding Box: 4.00



Symbol Colours: CHGRN
 OUTLW

Comments: Line weight 0.3 mm
 Point diameter 0.6 mm

Examples on ENC: N/A

References:

S57	INT 1
BCNLAT	Q 130.1

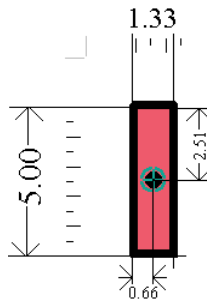
Symbol Name:	SY(BCNLAT21)	RN: 26
--------------	--------------	--------

Symbol Explanation: minor lateral beacon, red, simplified

Look up table affected: simplified point symbols

Pivot Point Column: 0.66
Pivot Point Row: 2.51

Width of Bounding Box: 1.33
Height of Bounding Box: 5.00



Symbol Colours:

- OUTLW
- CHRED

Comments: Line weight 0.3 mm
Point diameter 0.6 mm

Examples on ENC: N/A

References:

S57	INT 1
BCNLAT	Q 91-92 ;130.1

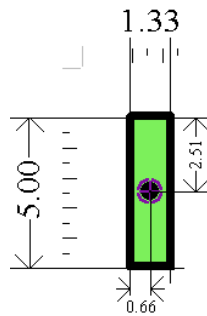
Symbol Name:	SY(BCNLAT22)	RN: 27
--------------	--------------	--------

Symbol Explanation: minor lateral beacon, green, simplified

Look up table affected: simplified point symbols

Pivot Point Column: 0.66
Pivot Point Row: 2.51

Width of Bounding Box: 1.33
Height of Bounding Box: 5.00



Symbol Colours:

- OUTLW
- CHGRN

Comments: Line weight 0.3 mm
Point diameter 0.6 mm

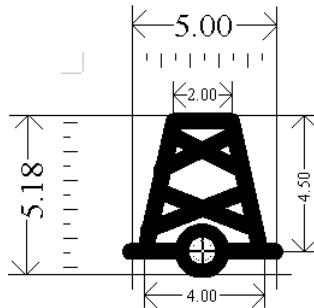
Examples on ENC: N/A

References:

S57		INT 1
BCNLAT	Q 91-92 ;130.1	

Symbol Name:	SY(BCNLTC01)	RN: 28
--------------	--------------	--------

Symbol Explanation: lattice beacon, paper-chart
 Look up table affected: paper chart point symbols
 Pivot Point Column: 2.50
 Pivot Point Row: 4.50
 Width of Bounding Box: 5.00
 Height of Bounding Box: 5.18



Symbol Colours: CHBLK

Comments: Line weight 0.6 mm
 Circle diameter 1.36 mm

Examples on ENC: N/A

References:

S57	INT 1	
BCNCAR	Q 130.3	
BCNISD	Q 130.4	
BCNLAT	Q 91-92;130.1	
BCNSAW	Q 130.5	
BCNSPP	Q 130.6	
BCNxxx	Q 111	

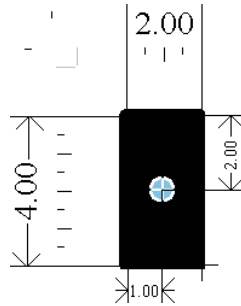
Symbol Name:	SY(BCNSAW13)	RN: 29
--------------	--------------	--------

Symbol Explanation: major safe water beacon, simplified

Look up table affected: simplified point symbols

Pivot Point Column: 1.00
Pivot Point Row: 2.00

Width of Bounding Box: 2.00
Height of Bounding Box: 4.00



Symbol Colours:

- CHBLK (outline)
- OUTLW
- DEPVS (fill colour of centred point)

Comments: Line weight 0.3 mm
Point diameter 0.6 mm

Examples on ENC: N/A

References:

S57	INT 1
BCNSAW	Q 130.5

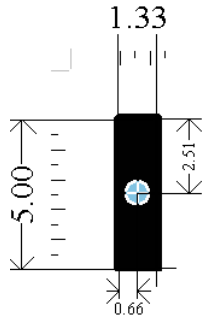
Symbol Name:	SY(BCNSAW21)	RN: 30
--------------	--------------	--------

Symbol Explanation: minor safe water beacon, simplified

Look up table affected: simplified point symbols

Pivot Point Column: 0.66
Pivot Point Row: 2.51

Width of Bounding Box: 1.33
Height of Bounding Box: 5.00



Symbol Colours:

- OUTLW (outline)
- CHBLK
- DEPVS (fill colour of centred point)

Comments: Line weight 0.3 mm
Point diameter 0.6 mm

Examples on ENC: N/A

References:

S57	INT 1
BCNSAW	Q 130.5

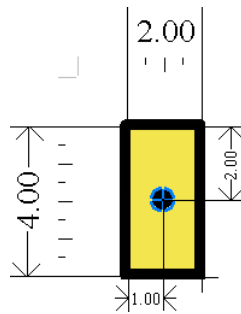
Symbol Name:	SY(BCNSPP13)	RN: 31
--------------	---------------------	--------

Symbol Explanation: major special purpose beacon, simplified

Look up table affected: simplified point symbols

Pivot Point Column: 1.00
 Pivot Point Row: 2.00

Width of Bounding Box: 2.00
 Height of Bounding Box: 4.00



Symbol Colours:



Comments: Line weight 0.3 mm
 Point diameter 0.6 mm

Examples on ENC: N/A

References:

S57	INT 1
BCNSPP	Q 130.6

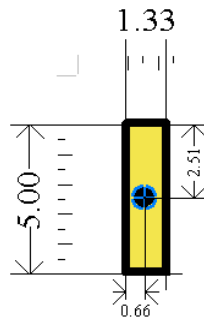
Symbol Name:	SY(BCNSPP21)	RN: 32
--------------	--------------	--------

Symbol Explanation: minor special purpose beacon, simplified

Look up table affected: simplified point symbols

Pivot Point Column: 0.66
Pivot Point Row: 2.51

Width of Bounding Box: 1.33
Height of Bounding Box: 5.00



Symbol Colours:

- OUTLW
- CHYLW

Comments: Line weight 0.3 mm
Point diameter 0.6 mm

Examples on ENC: N/A

References:

S57	INT 1
BCNSPP	Q 130.6

Symbol Name:	SY(BCNSTK02)	RN: 33
--------------	--------------	--------

Symbol Explanation: minor, stake or pole beacon, paper-chart

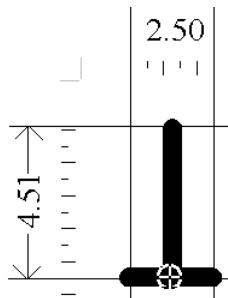
Look up table affected: paper chart point symbols

Pivot Point Column: 1.25

Pivot Point Row: 4.51

Width of Bounding Box: 2.50

Height of Bounding Box: 4.51



Symbol Colours:



CHBLK

Comments:

Line weight 0.6 mm

Examples on ENC:

N/A

References:

S57	INT 1	
BCNCAR	Q 130.3	
BCNISD	Q 130.4	
BCNLAT	Q 91-92;130.1	
BCNSAW	Q 130.5	
BCNSPP	Q 130.6	

Symbol Name:	SY(BCNTOW01)	RN: 34
--------------	--------------	--------

Symbol Explanation: beacon tower, paper-chart

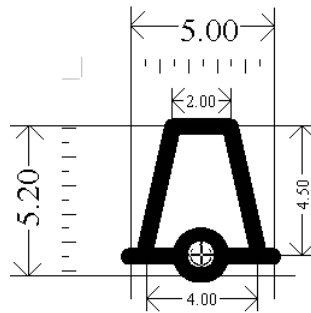
Look up table affected: paper chart point symbols

Pivot Point Column: 2.50

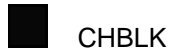
Pivot Point Row: 4.50

Width of Bounding Box: 5.00

Height of Bounding Box: 5.20



Symbol Colours:



Comments:

Line weight 0.6 mm
Circle diameter 1.40 mm

Examples on ENC:

N/A

References:

S57	INT 1
BCNCAR	Q 130.3
BCNISD	Q 130.4
BCNLAT	Q 91-92;130.1
BCNSAW	Q 130.5
BCNSPP	Q 130.6
BCNxxx	Q 110

Symbol Name:	SY(BLKADJ01)	RN: 523
--------------	--------------	---------

Symbol Explanation: symbol to be used for checking and adjusting the brightness and contrast controls

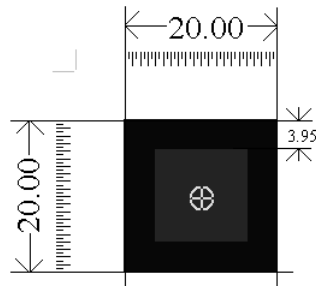
Look up table affected: N/A

Pivot Point Column: 10.33

Pivot Point Row: 10.43

Width of Bounding Box: 20.00

Height of Bounding Box: 20.00



Symbol Colours :



Comments: See PresLib section 8.5.8

Examples on ENC: N/A

References:

S57	INT 1
-----	-------

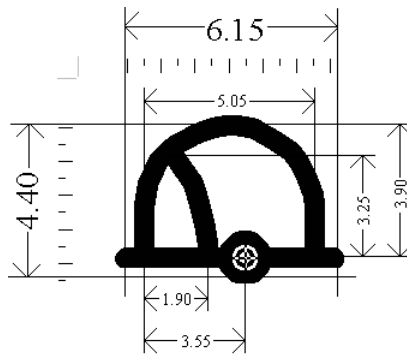
Symbol Name:	SY(BOYBAR01)	RN: 35
--------------	--------------	--------

Symbol Explanation: barrel buoy, paper-chart

Look up table affected: paper chart point symbols

Pivot Point Column: 3.55
 Pivot Point Row: 3.90

Width of Bounding Box: 6.15
 Height of Bounding Box: 4.40




Symbol Colours: CHBLK

Comments: Line weight 0.6 mm
 Circle diameter 1.0 mm

Examples on ENC: N/A

References:

S57	INT 1	
BOYSPP	Q 25; 130.6	(Q 25) 

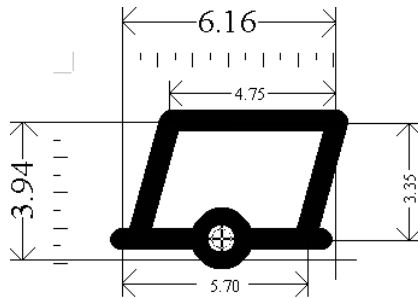
Symbol Name:	SY(BOYCAN01)	RN: 36
--------------	--------------	--------

Symbol Explanation: can buoy, paper-chart

Look up table affected: paper chart point symbols

Pivot Point Column: 2.88
 Pivot Point Row: 3.35

Width of Bounding Box: 6.16
 Height of Bounding Box: 3.94




Symbol Colours: CHBLK

Comments: Line weight 0.6 mm
 Circle diameter 1.18 mm

Examples on ENC: N/A

References:

S57	INT 1	
BOYLAT	Q 21; 130.1	
BOYSPP	Q 21; 130.6	(Q 130.6)
		

Symbol Name:	SY(BOYCAR01)	RN: 37
--------------	--------------	--------

Symbol Explanation: cardinal buoy, north, simplified

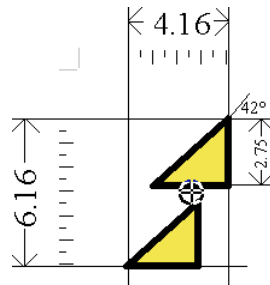
Look up table affected: simplified point symbols

Pivot Point Column: 2.66

Pivot Point Row: 3.13

Width of Bounding Box: 4.16

Height of Bounding Box: 6.16



Symbol Colours:



Comments: Line weight 0.3 mm

Examples on ENC: N/A

References:

S57	INT 1
BOYCAR	Q 130.3

Symbol Name:	SY(BOYCAR02)	RN: 38
--------------	--------------	--------

Symbol Explanation: cardinal buoy, east, simplified

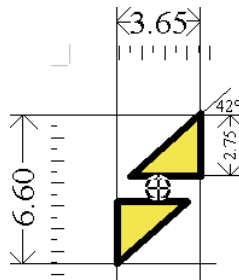
Look up table affected: simplified point symbols

Pivot Point Column: 1.80

Pivot Point Row: 3.30

Width of Bounding Box: 3.65

Height of Bounding Box: 6.60



Symbol Colours:



Comments: Line weight 0.3 mm

Examples on ENC: N/A

References:

S57	INT 1
BOYCAR	Q 130.3

Symbol Name:	SY(BOYCAR03)	RN: 39
--------------	--------------	--------

Symbol Explanation: cardinal buoy, south, simplified

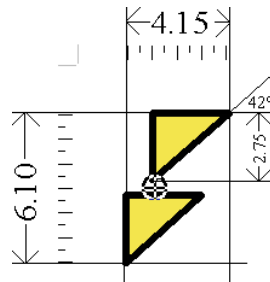
Look up table affected: simplified point symbols

Pivot Point Column: 1.20

Pivot Point Row: 3.05

Width of Bounding Box: 4.15

Height of Bounding Box: 6.10



Symbol Colours:



Comments: Line weight 0.3 mm

Examples on ENC: N/A

References:

S57	INT 1
BOYCAR	Q 130.3

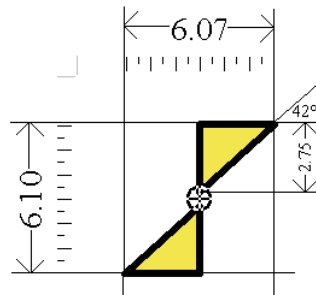
Symbol Name:	SY(BOYCAR04)	RN: 40
--------------	---------------------	--------

Symbol Explanation: cardinal buoy, west, simplified

Look up table affected: simplified point symbols

Pivot Point Column: 3.05
 Pivot Point Row: 3.05

Width of Bounding Box: 6.07
 Height of Bounding Box: 6.10



Symbol Colours:

- OUTLW
- CHYLW

Comments: Line weight 0.3 mm

Examples on ENC: N/A

References:

S57	INT 1
BOYCAR	Q 130.3

Symbol Name:	SY(BOYCON01)	RN: 41
--------------	--------------	--------

Symbol Explanation: conical buoy, paper-chart

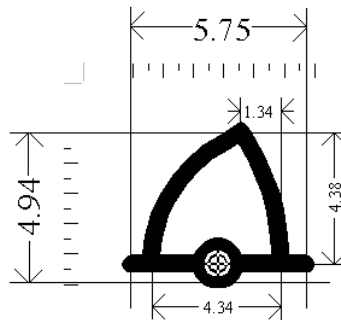
Look up table affected: paper chart point symbols

Pivot Point Column: 2.88

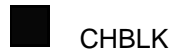
Pivot Point Row: 4.38

Width of Bounding Box: 5.75

Height of Bounding Box: 4.94



Symbol Colours:



Comments:

Line weight 0.6 mm
Circle diameter 1.12 mm

Examples on ENC:

N/A

References:

S57	INT 1	
BOYCAR	Q 130.3	
BOYISD	Q 130.4	
BOYLAT	Q 130.1	
BOYSPP	Q 130.6	
BOYxxx	Q 20; 50-57; 59; 60; 62; 70; 71	(Q 20) △

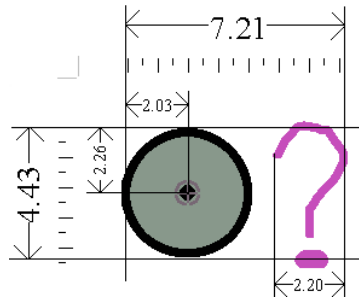
Symbol Name:	SY(BOYDEF03)	RN: 42
--------------	--------------	--------

Symbol Explanation: default symbol for buoy, simplified

Look up table affected: simplified point symbols

Pivot Point Column: 2.03
Pivot Point Row: 2.26

Width of Bounding Box: 7.21
Height of Bounding Box: 4.43



Symbol Colours:

- CHMGD
- CHGRD
- OUTLW

Comments: Line weight (question mark) 0.3 mm; line weight (question mark dot) 0.6 mm
Line weight 0.3 mm
Circle diameter 4.06 mm; circle filled
Point diameter 0.6 mm

Examples on ENC: N/A

References:

S57	INT 1	
BOYCAR	Q 130.3	
BOYLAT	Q 130.1	

Symbol Name:	SY(BOYGEN03)	RN: 43
--------------	--------------	--------

Symbol Explanation: default symbol for buoy, paper-chart

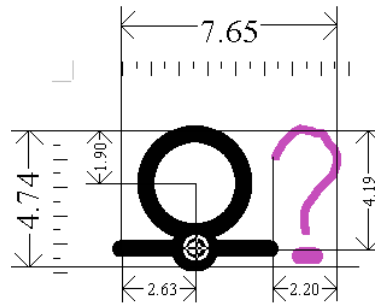
Look up table affected: paper chart point symbols

Pivot Point Column: 2.66

Pivot Point Row: 4.21

Width of Bounding Box: 7.65

Height of Bounding Box: 4.74



Symbol Colours:



CHMGD

CHBLK

Comments:

Line weight (question mark) 0.3 mm; line weight (question mark dot) 0.6 mm
 Line weight 0.6 mm
 Circle diameter 3.46 mm; circle diameter 1.1 mm

Examples on ENC:

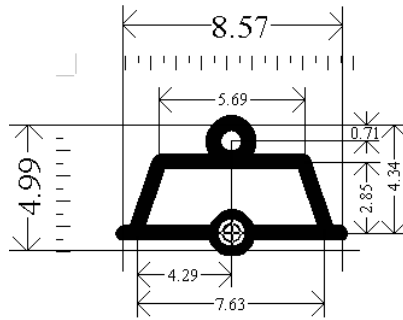
N/A

References:

S57	INT 1	
BOYCAR	Q 130.3	
BOYISD	Q 130.4	Body: black with red horizontal band(s) Topmark: 2 black spheres
BOYLAT	Q 130.1	
BOYSAW	Q 130.5	Body: red and white vertical stripes Topmark (if any): red sphere
BOYSPP	Q 130.6	Body (shape optional): yellow Topmark (if any): yellow X

Symbol Name:	SY(BOYINB01)	RN: 44
--------------	--------------	--------

Symbol Explanation: installation buoy, paper-chart
 Look up table affected: paper chart point symbols
 Pivot Point Column: 4.29
 Pivot Point Row: 4.34
 Width of Bounding Box: 8.57
 Height of Bounding Box: 4.99




Symbol Colours: CHBLK

Comments: Line weight 0.6 mm
 Upper circle diameter 1.42 mm
 Lower circle diameter 1.3 mm

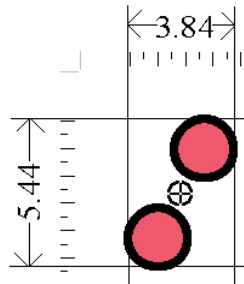
Examples on ENC: N/A

References:

S57	INT 1	
BOYINB	L 16	

Symbol Name:	SY(BOYISD12)	RN: 45
--------------	--------------	--------

Symbol Explanation: isolated danger buoy, simplified
 Look up table affected: simplified point symbols
 Pivot Point Column: 1.88
 Pivot Point Row: 2.71
 Width of Bounding Box: 3.84
 Height of Bounding Box: 5.44

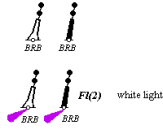


Symbol Colours: OUTLW
 CHRED

Comments: Line weight 0.3 mm
 Circle diameter 2.2 mm

Examples on ENC: N/A

References:

S57	INT 1	
BOYISD	Q 130.4	Body: black with red horizontal band(s) Topmark: 2 black spheres 

Symbol Name:	SY(BOYLAT13)	RN: 46
--------------	--------------	--------

Symbol Explanation: conical lateral buoy, green, simplified

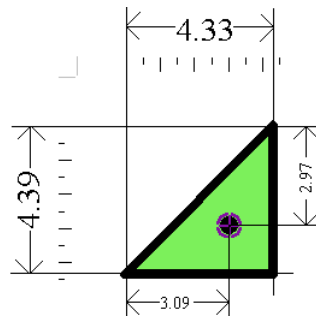
Look up table affected: simplified point symbols

Pivot Point Column: 3.09

Pivot Point Row: 2.97

Width of Bounding Box: 4.33

Height of Bounding Box: 4.39



Symbol Colours:



Comments: Line weight 0.3 mm
Point diameter 0.6 mm

Examples on ENC: N/A

References:

S57	INT 1
BOYLAT	Q 130.1

Symbol Name:	SY(BOYLAT14)	RN: 47
--------------	--------------	--------

Symbol Explanation: conical lateral buoy, red, simplified

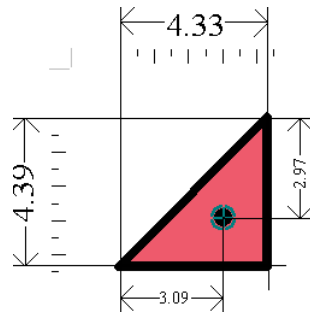
Look up table affected: simplified point symbols

Pivot Point Column: 3.09

Pivot Point Row: 2.97

Width of Bounding Box: 4.33

Height of Bounding Box: 4.39



Symbol Colours:



Comments: Line weight 0.3 mm
Point diameter 0.6 mm

Examples on ENC: N/A

References:

S57	INT 1
BOYLAT	Q 130.1

Symbol Name:	SY(BOYLAT23)	RN: 48
--------------	--------------	--------

Symbol Explanation: can shape lateral buoy, green, simplified

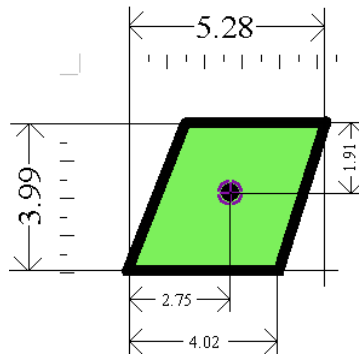
Look up table affected: simplified point symbols

Pivot Point Column: 2.75

Pivot Point Row: 1.91

Width of Bounding Box: 5.28

Height of Bounding Box: 3.99



Symbol Colours:

	CHGRN
	OUTLW

Comments: Line weight 0.3 mm
Point diameter 0.6 mm

Examples on ENC: N/A

References:

S57	INT 1
BOYLAT	Q 130.1

Symbol Name:	SY(BOYLAT24)	RN: 49
--------------	--------------	--------

Symbol Explanation: can shape lateral buoy, red, simplified

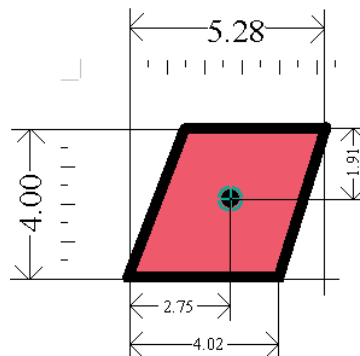
Look up table affected: simplified point symbols

Pivot Point Column: 2.75

Pivot Point Row: 1.91

Width of Bounding Box: 5.28

Height of Bounding Box: 4.00



Symbol Colours:



Comments: Line weight 0.3 mm
Point diameter 0.6 mm

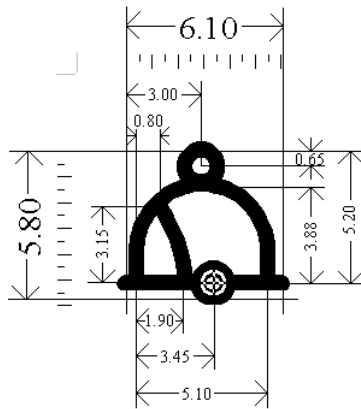
Examples on ENC: N/A

References:

S57	INT 1
BOYLAT	Q 130.1

Symbol Name:	SY(BOYMOR01)	RN: 50
--------------	---------------------	--------

Symbol Explanation: mooring buoy, barrel shape, paper-chart
 Look up table affected: paper chart point symbols
 Pivot Point Column: 3.45
 Pivot Point Row: 5.20
 Width of Bounding Box: 6.10
 Height of Bounding Box: 5.80

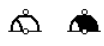


Symbol Colours: CHBLK

Comments: Line weight 0.6 mm
 Upper circle diameter 1.3 mm
 Lower circle diameter 1.2 mm

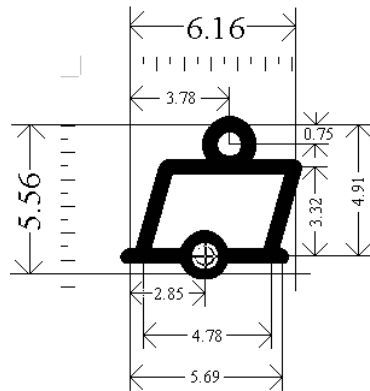
Examples on ENC: N/A

References:

S57	INT 1	
MORFAC	Q 40-43	Q 40 

Symbol Name:	SY(BOYMOR03)	RN: 51
--------------	---------------------	--------

Symbol Explanation: mooring buoy, can shape, paper-chart
 Look up table affected: paper chart point symbols
 Pivot Point Column: 2.85
 Pivot Point Row: 4.91
 Width of Bounding Box: 6.16
 Height of Bounding Box: 5.56




Symbol Colours: CHBLK

Comments: Line weight 0.6 mm
 Upper circle diameter 1.5 mm
 Lower circle diameter 1.3 mm

Examples on ENC: N/A

References:

S57	INT 1	
MORFAC	Q 40-43	Q 40 

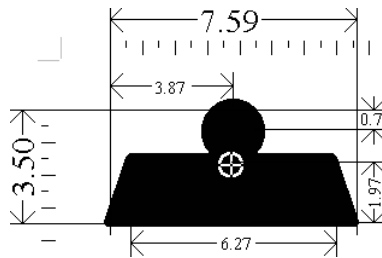
Symbol Name:	SY(BOYMOR11)	RN: 52
--------------	---------------------	--------

Symbol Explanation: installation buoy and mooring buoy, simplified

Look up table affected: paper chart point symbols
simplified point symbols

Pivot Point Column: 3.80
Pivot Point Row: 1.75

Width of Bounding Box: 7.59
Height of Bounding Box: 3.50




Symbol Colours: CHBLK

Comments: Line weight 0.3 mm
Point diameter 2.02 mm

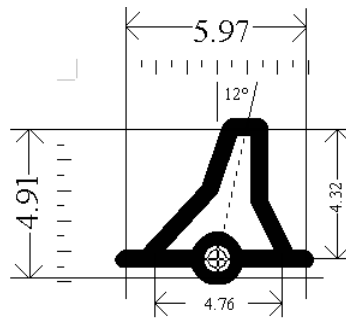
Examples on ENC: N/A

References:

S57	INT 1	
BOYINB	L 16	
MORFAC	Q 40-43	

Symbol Name:	SY(BOYPIL01)	RN: 53
--------------	--------------	--------

Symbol Explanation: pillar buoy, paper-chart
 Look up table affected: paper chart point symbols
 Pivot Point Column: 3.07
 Pivot Point Row: 4.32
 Width of Bounding Box: 5.97
 Height of Bounding Box: 4.91




Symbol Colours: CHBLK

Comments: Line weight 0.6 mm
 Circle diameter 1.18 mm

Examples on ENC: N/A

References:

S57	INT 1	
BOYxxx	Q 23	
BOYCAR	Q 130.3	
BOYISD	Q 130.4	
BOYLAT	Q 130.1	
BOYSAW	Q 130.5	
BOYSPP	Q 130.6	

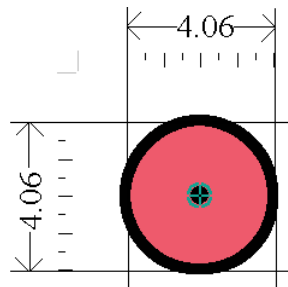
Symbol Name:	SY(BOYSAW12)	RN: 54
--------------	--------------	--------

Symbol Explanation: safe water buoy, simplified

Look up table affected: simplified point symbols

Pivot Point Column: 2.03
 Pivot Point Row: 2.03

Width of Bounding Box: 4.06
 Height of Bounding Box: 4.06



Symbol Colours: CHRED
 OUTLW

Comments: Line weight 0.3 mm; circle diameter 4.06 mm
 Point diameter 0.6 mm

Examples on ENC: N/A

References:

S57	INT 1	
BOYSAW	Q 130.5	

Symbol Name:	SY(BOYSPH01)	RN: 55
--------------	--------------	--------

Symbol Explanation: spherical buoy, paper-chart

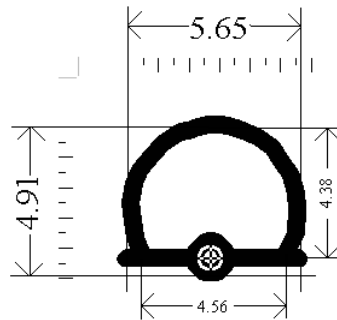
Look up table affected: paper chart point symbols

Pivot Point Column: 2.78

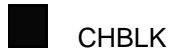
Pivot Point Row: 4.38

Width of Bounding Box: 5.65

Height of Bounding Box: 4.91



Symbol Colours:



Comments:

Line weight 0.6 mm
Circle diameter 1.06 mm

Examples on ENC:

N/A

References:

S57	INT 1	
BOYxxx	Q 22	
BOYSAW	Q 130.5	
BOYSPP	Q 130.6	

Symbol Name:	SY(BOYSPP11)	RN: 56
--------------	--------------	--------

Symbol Explanation: special purpose buoy, spherical or barrel shaped, or default symbol for special purpose buoy, simplified

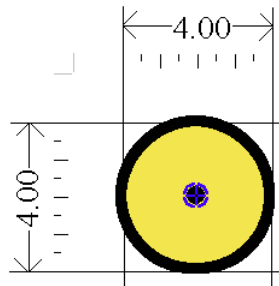
Look up table affected: simplified point symbols

Pivot Point Column: 2.00

Pivot Point Row: 2.00

Width of Bounding Box: 4.00

Height of Bounding Box: 4.00



Symbol Colours: CHYLW
 OUTLW

Comments: Line weight 0.3 mm; circle diameter 4.0 mm
Point diameter 0.6 mm

Examples on ENC: N/A

References:

S57	INT 1	
BOYSPP	Q 50-57; 59; 62; 70; 71; 130.6	<p>Q 130.6</p> <p>Body (shape optional) : yellow Top[mark (if any) : yellow X</p> <p>FLY yellow light</p> <p>† In special cases yellow can be in conjunction with another colour</p>

Symbol Name:	SY(BOYSPP15)	RN: 57
--------------	--------------	--------

Symbol Explanation: special purpose TSS buoy marking the starboard side of the traffic lane, simplified

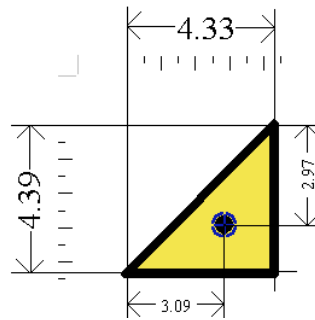
Look up table affected: simplified point symbols

Pivot Point Column: 2.89

Pivot Point Row: 2.99

Width of Bounding Box: 4.33

Height of Bounding Box: 4.39



Symbol Colours: CHYLW
 OUTLW

Comments: Line weight 0.3 mm
Point diameter 0.6 mm

Examples on ENC: N/A

References:

S57	INT 1	
BOYSPP	Q 130.6	<p>Body (shape optional) : yellow Top[mark (if any) : yellow X</p> <p>FLY yellow light</p> <p>† In special cases yellow can be in conjunction with another colour</p>

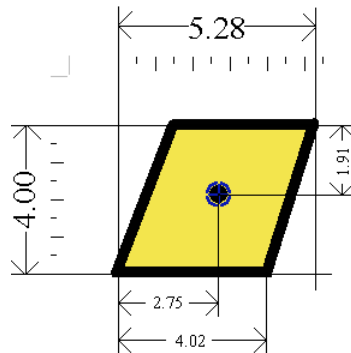
Symbol Name:	SY(BOYSPP25)	RN: 58
--------------	--------------	--------

Symbol Explanation: special purpose TSS buoy marking the port side of the traffic lane, simplified

Look up table affected: simplified point symbols

Pivot Point Column: 2.75
Pivot Point Row: 1.91

Width of Bounding Box: 5.28
Height of Bounding Box: 4.00



Symbol Colours: CHYLW
 OUTLW

Comments: Line weight 0.3 mm
Point diameter 0.6 mm

Examples on ENC: N/A

References:

S57	INT 1
BOYSPP	Q 130.6
	<p>Body (shape optional) : yellow Top[mark (if any) : yellow X</p> <p>FLY yellow light</p> <p>± In special cases yellow can be in conjunction with another colour</p>

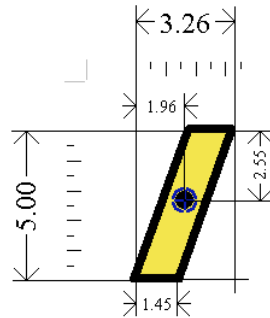
Symbol Name:	SY(BOYSPP35)	RN: 527
--------------	---------------------	---------

Symbol Explanation: special purpose ice buoy or spar or pillar shaped buoy, simplified

Look up table affected: simplified point symbols

Pivot Point Column: 1.96
 Pivot Point Row: 2.55

Width of Bounding Box: 3.26
 Height of Bounding Box: 5.00



Symbol Colours: CHYLW
 OUTLW

Comments: Line weight 0.3 mm
 Point diameter 0.6 mm

Examples on ENC: N/A

References:

S57	INT 1	
BOYSPP	Q 130.6	<p>Body (shape optional) : yellow Top[mark (if any) : yellow X</p> <p>FLY yellow light</p> <p>In special cases yellow can be in conjunction with another colour</p>

Symbol Name:	SY(BOYSPR01)	RN: 59
--------------	--------------	--------

Symbol Explanation: spar buoy, paper-chart

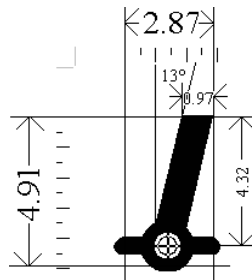
Look up table affected: paper chart point symbols

Pivot Point Column: 1.47

Pivot Point Row: 4.32

Width of Bounding Box: 2.87

Height of Bounding Box: 4.91






Symbol Colours: CHBLK

Comments: Line weight 0.6 mm
Circle diameter 1.18 mm

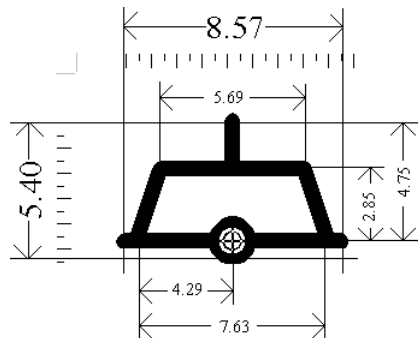
Examples on ENC: N/A

References:

S57	INT 1	
BOYxxx	Q 24	
BOYCAR	Q 130.3	
BOYISD	Q 130.4	
BOYLAT	Q 130.1	
BOYSAW	Q 130.5	
BOYSPP	Q 130.6	

Symbol Name:	SY(BOYSUP01)	RN: 60
--------------	--------------	--------

Symbol Explanation: super-buoy, paper-chart
 Look up table affected: paper chart point symbols
 Pivot Point Column: 4.29
 Pivot Point Row: 4.75
 Width of Bounding Box: 8.57
 Height of Bounding Box: 5.40




Symbol Colours: CHBLK

Comments: Line weight 0.6 mm
 Circle diameter 1.3 mm

Examples on ENC: N/A

References:

S57	INT 1	
BOYxxx	Q 26; 130.1; 130.3; 130.4; 130.5; 130.6	(Q 26)
		

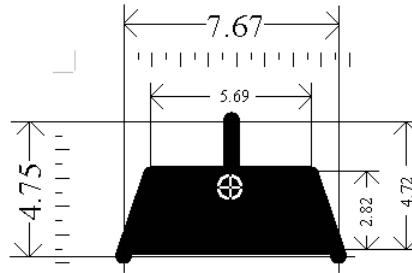
Symbol Name:	SY(BOYSUP02)	RN: 61
--------------	---------------------	--------

Symbol Explanation: super-buoy ODAS & LANBY, simplified

Look up table affected: simplified point symbols

Pivot Point Column: 3.84
Pivot Point Row: 2.38

Width of Bounding Box: 7.67
Height of Bounding Box: 4.75



Symbol Colours: CHBLK

Comments: Line weight 0.6 mm

Examples on ENC: N/A

References:

S57	INT 1	
BOYSPP	Q 26, 58, 130.6	(Q 26)

Symbol Name:	SY(BOYSUP03)	RN: 62
--------------	---------------------	--------

Symbol Explanation: LANBY, super-buoy, paper-chart

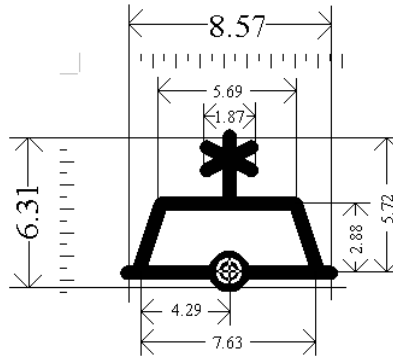
Look up table affected: paper chart point symbols

Pivot Point Column: 4.32

Pivot Point Row: 5.72

Width of Bounding Box: 8.57

Height of Bounding Box: 6.31




Symbol Colours: CHBLK

Comments: Line weight 0.6 mm
Circle diameter 1.18 mm

Examples on ENC: N/A

References:

S57	INT 1	
BOYSPP	Q 26, 130.6	(Q 26)
		

Symbol Name:	SY(BRIDGE01)	RN: 63
--------------	--------------	--------

Symbol Explanation: symbol for opening bridge

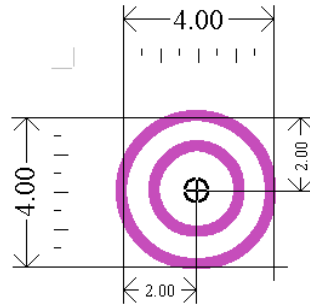
Look up table affected: line symbols

Pivot point Column: 2.00

Pivot Point Row: 2.00

Width of Bounding Box: 4.00

Height of Bounding Box: 4.00

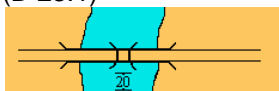


Symbol Colours: CHMGD

Comments: Line weight 0.3 mm
Inner circle diameter 2.3 mm; outer circle diameter 4.0 mm

Examples on ENC: N/A

References:

S57	INT 1	
BRIDGE	D 23.1-23.6	(D 23.1) 

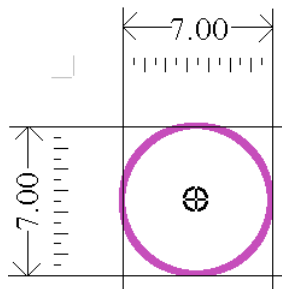
Symbol Name:	SY(BRTHNO01)	RN: 64
--------------	--------------	--------

Symbol Explanation: berth number symbol

Look up table affected: line symbols
paper chart point symbols
area symbols with plain boundaries
simplified point symbols
area symbols with symbolized boundaries

Pivot Point Column: 3.50
Pivot Point Row: 3.50

Width of Bounding Box: 7.00
Height of Bounding Box: 7.00



Symbol Colours: CHMGD

Comments: Line weight 0.3 mm; circle diameter 7.0 mm

Examples on ENC: N/A

References:

S57	INT 1	
BERTHS	F 19	

Symbol Name:	SY(BUAARE02)	RN: 65
--------------	--------------	--------

Symbol Explanation: built-up area as a point at small scale

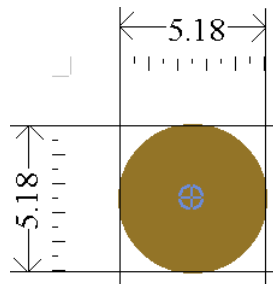
Look up table affected: paper chart point symbols
simplified point symbols

Pivot Point Column: 2.56

Pivot Point Row: 2.54

Width of Bounding Box: 5.18

Height of Bounding Box: 5.18



Symbol Colours: LANDF

Comments: Filled circle diameter 5.18 mm

Examples on ENC: N/A

References:

S57	INT 1	
BUAARE	D 3, 4; G 50-54	(D 3)
		<div style="display: flex; justify-content: space-around; align-items: center;"> <div style="background-color: #FFD700; padding: 5px; border: 1px solid black; text-align: center;"> ○ NAME </div> <div style="background-color: #FFD700; padding: 5px; border: 1px solid black; text-align: center;"> □ NAME </div> </div>

Symbol Name:	SY(BUIREL01)	RN: 66
--------------	--------------	--------

Symbol Explanation: non-conspicuous religious building, Christian

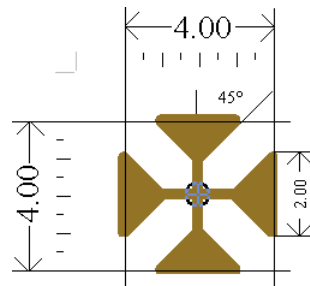
Look up table affected: paper chart point symbols
simplified point symbols

Pivot Point Column: 2.00

Pivot Point Row: 2.00

Width of Bounding Box: 4.00

Height of Bounding Box: 4.00




Symbol Colours: LANDF

Comments: Line weight 0.3 mm

Examples on ENC: N/A

References:

S57	INT 1	
BUISGL	E 10.1, 11; G 75	(E 10.1) 
LNDMRK	E 10.2; 10.3; 10.4	

Symbol Name:	SY(BUIREL04)	RN: 67
--------------	--------------	--------

Symbol Explanation: non-conspicuous religious building, non-Christian

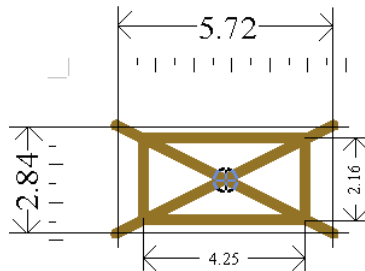
Look up table affected: paper chart point symbols
simplified point symbols

Pivot Point Column: 2.88

Pivot Point Row: 1.47

Width of Bounding Box: 5.72

Height of Bounding Box: 2.84



Symbol Colours: LANDF

Comments: Line weight 0.3 mm

Examples on ENC: N/A

References:

S57	INT 1	
BUISGL	E 13-16	(E 16)

Symbol Name:	SY(BUIREL05)	RN: 68
--------------	--------------	--------

Symbol Explanation: mosque or minaret

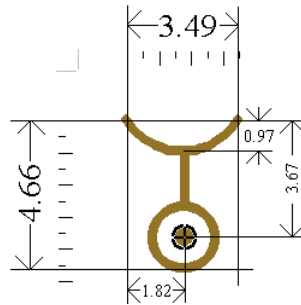
Look up table affected: paper chart point symbols
simplified point symbols

Pivot Point Column: 1.85

Pivot Point Row: 3.68

Width of Bounding Box: 3.49

Height of Bounding Box: 4.66



Symbol Colours: LANDF

Comments: Line weight 0.3 mm
Circle diameter 1.98 mm; point diameter 0.7 mm

Examples on ENC: N/A

References:

S57	INT 1	
BUISGL	E 17, 18	(E 17)
		⦿

Symbol Name:	SY(BUIREL13)	RN: 69
--------------	--------------	--------

Symbol Explanation: conspicuous religious building, Christian

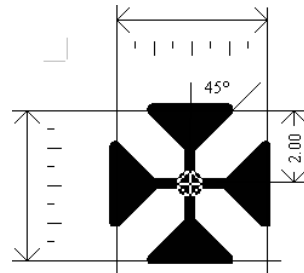
Look up table affected: paper chart point symbols
simplified point symbols

Pivot Point Column: 2.00

Pivot Point Row: 2.00

Width Of Bounding Box: 4.00

Height of Bounding Box: 4.00

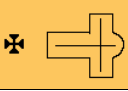



Symbol Colours: CHBLK

Comments: Line weight 0.6 mm

Examples on ENC: N/A

References:

S57	INT 1	
BUISGL	E 10.1, 11	(E 10.1)  Ch
LNDMRK	E 10.2, 10.3, 10.4	(E 10.4)  Cup

Symbol Name:	SY(BUIREL14)	RN: 70
--------------	--------------	--------

Symbol Explanation: conspicuous religious building, non-Christian

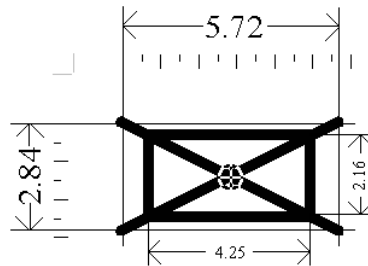
Look up table affected: paper chart point symbols
simplified point symbols

Pivot Point Column: 2.88

Pivot Point Row: 1.47

Width of Bounding Box: 5.72

Height of Bounding Box: 2.84



Symbol Colours: CHBLK

Comments: Line weight 0.6 mm

Examples on ENC: N/A

References:

S57	INT 1	
BUISGL	E 13-16	(E 16)

Symbol Name:	SY(BUIREL15)	RN: 71
--------------	--------------	--------

Symbol Explanation: conspicuous mosque or minaret

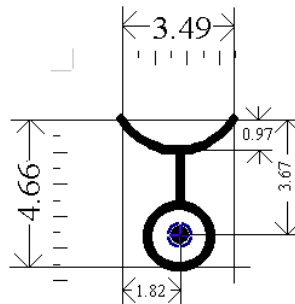
Look up table affected: paper chart point symbols
simplified point symbols

Pivot Point Column: 1.83

Pivot Point Row: 3.65

Width of Bounding Box: 3.49

Height of Bounding Box: 4.66



Symbol Colours: CHBLK

Comments: Line weight 0.6 mm
Circle diameter 1.98 mm; point diameter 0.7 mm

Examples on ENC: N/A

References:

S57	INT 1	
BUISGL	E 17, 18	(E 17)
		⦿

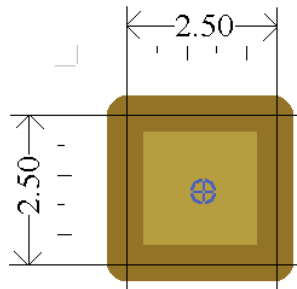
Symbol Name:	SY(BUISGL01)	RN: 72
--------------	--------------	--------

Symbol Explanation: single building

Look up table affected: paper chart point symbols
simplified point symbols

Pivot Point Column: 1.32
Pivot Point Row: 1.32

Width of Bounding Box: 2.50
Height of Bounding Box: 2.50




Symbol Colours:

- LANDF
- CHBRN

Comments: Line weight 0.3 mm

Examples on ENC: N/A

References:

S57	INT 1	
BUISGL	D 5, 6, 8; G 60-63, 71, 76, 83, 84, 93, 95, 97	(D 5) 

Symbol Name:	SY(BUISGL11)	RN: 73
--------------	--------------	--------

Symbol Explanation: conspicuous single building

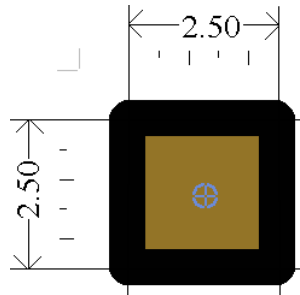
Look up table affected: paper chart point symbols
simplified point symbols

Pivot Point Column: 1.32

Pivot Point Row: 1.32

Width of Bounding Box: 2.50

Height of Bounding Box: 2.50




Symbol Colours:



Comments: Line weight 0.6 mm

Examples on ENC: N/A

References:

S57		INT 1
BUISGL	D 5, 6, 8; G 60-63, 71, 76, 83, 84, 93, 95, 97	(D 5) 

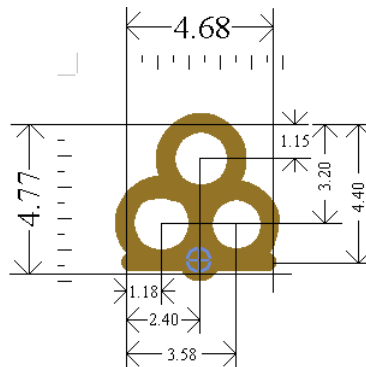
Symbol Name:	SY(CAIRNS01)	RN: 74
--------------	--------------	--------

Symbol Explanation: cairn

Look up table affected: paper chart point symbols
simplified point symbols

Pivot Point Column: 2.40
Pivot Point Row: 4.40

Width of Bounding Box: 4.68
Height of Bounding Box: 4.77




Symbol Colours: LANDF

Comments: Line weight 0.3 mm
Diameter of the three circles 2.3 mm; base circle diameter 0.6 mm

Examples on ENC: N/A

References:

S57	INT 1	
BCNSPP	Q 100	
LNDMRK	Q 100	(Q 100)
		

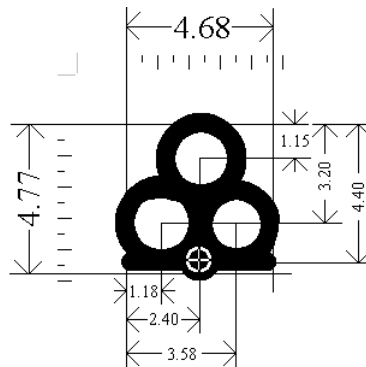
Symbol Name:	SY(CAIRNS11)	RN: 75
--------------	--------------	--------

Symbol Explanation: conspicuous cairn

Look up table affected: paper chart point symbols
simplified point symbols

Pivot Point Column: 2.40
Pivot Point Row: 4.40

Width of Bounding Box: 4.68
Height of Bounding Box: 4.77




Symbol Colours: CHBLK

Comments: Line weight 0.6 mm
Diameter of the three circles 2.3 mm; base circle diameter 0.6 mm

Examples on ENC: N/A

References:

S57	INT 1	
BCNSPP	Q 100	
LNDMRK	Q 100	(Q 100)
		

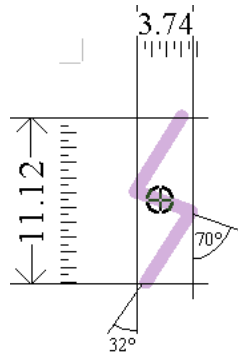
Symbol Name:	SY(CBLARE51)	RN: 76
--------------	---------------------	--------

Symbol Explanation: cable area

Look up table affected: area symbols with plain boundaries
area symbols with symbolized boundaries

Pivot Point Column: 1.71
Pivot Point Row: 5.66

Width of Bounding Box: 3.74
Height of Bounding Box: 11.12




Symbol Colours: CHMGF

Comments: Line weight 0.6 mm

Examples on ENC: N/A

References:

S57	INT 1	
CBLARE	L 30.2, 31.2	(L 31.2) 

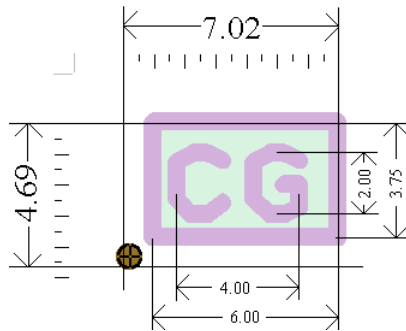
Symbol Name:	SY(CGUSTA02)	RN: 77
--------------	--------------	--------

Symbol Explanation: coastguard station

Look up table affected: paper chart point symbols
simplified point symbols

Pivot Point Column: 0.29
Pivot Point Row: 4.36

Width of Bounding Box: 7.02
Height of Bounding Box: 4.69



Symbol Colours:

- LANDF
- CHWHT
- CHMGF

Comments: Line weight 0.6 mm
Point diameter 0.92 mm

Examples on ENC: N/A

References:

S57	INT 1	
CGUSTA	T 10, 11	

Symbol Name:	SY(CHCRDEL1)	RN: 78
--------------	--------------	--------

Symbol Explanation: this object has been manually deleted or modified

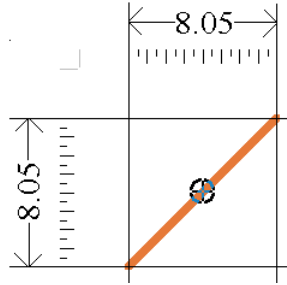
Look up table affected: N/A

Pivot Point Column: 4.09

Pivot Point Row: 4.01

Width of Bounding Box: 8.05

Height of Bounding Box: 8.05



Symbol Colours: ■ CHCOR

Comments: Line weight 0.3 mm
See PresLib section 8.7.1

Examples on ENC: N/A

References:

S57	INT 1
-----	-------

Symbol Name:	SY(CHCRID01)	RN: 79
--------------	--------------	--------

Symbol Explanation: this object has been manually updated

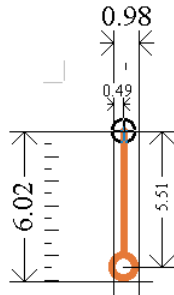
Look up table affected: N/A

Pivot Point Column: 0.49

Pivot Point Row: 0.03

Width of Bounding Box: 0.98

Height of Bounding Box: 6.02



Symbol Colours: CHCOR

Comments: Line weight 0.3 mm; circle diameter 0.98 mm
See PresLib section 8.7.1

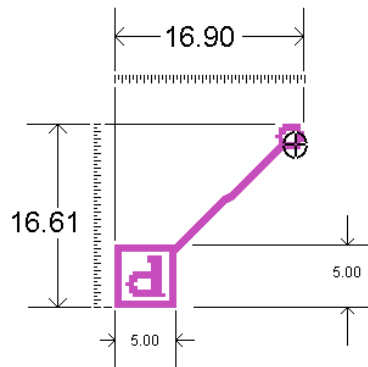
Examples on ENC: N/A


References:

S57	INT 1
-----	-------

Symbol Name:	SY(CHDATD01)	RN: 591
--------------	--------------	---------

Symbol Explanation:	This object is a date dependent by attribute DATSTA, DATEND, PERSTA and/or PEREND
Look up table affected:	N/A
Pivot Point Column:	15.48
Pivot Point Row:	1.42
Width of Bounding Box:	16.90
Height of Bounding Box:	16.61



Symbol Colours:	 CHMGD
Comments:	Line weight 0.6 mm; circle diameter 2.2 mm See PresLib section 10.4.1
Examples on ENC:	N/A

References:

S57	INT 1
-----	-------

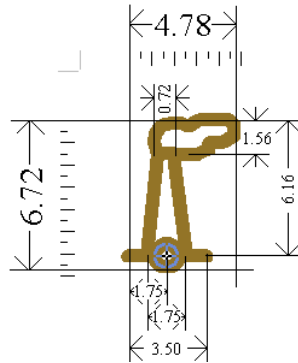
Symbol Name:	SY(CHIMNY01)	RN: 80
--------------	--------------	--------

Symbol Explanation: chimney

Look up table affected: paper chart point symbols
simplified point symbols

Pivot Point Column: 1.75
Pivot Point Row: 6.16

Width of Bounding Box: 4.78
Height of Bounding Box: 6.72





Symbol Colours: LANDF

Comments: Line weight 0.3mm

Examples on ENC: N/A

References:

S57	INT 1		
LNDMRK	E 22		

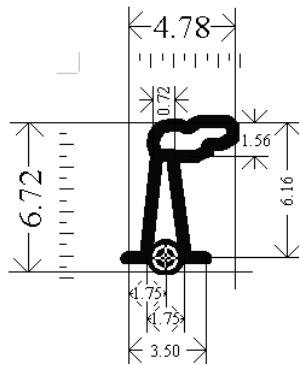
Symbol Name:	SY(CHIMNY11)	RN: 81
--------------	--------------	--------

Symbol Explanation: conspicuous chimney

Look up table affected: paper chart point symbols
simplified point symbols

Pivot Point Column: 1.75
Pivot Point Row: 6.16

Width of Bounding Box: 4.78
Height of Bounding Box: 6.72





Symbol Colours: CHBLK

Comments: Line weight 0.6 mm

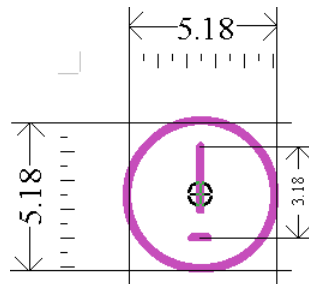
Examples on ENC: N/A


References:

S57	INT 1		
LNDMRK	E 22		



Symbol Name:	SY(CHINFO06)	RN: 82
--------------	--------------	--------

Symbol Explanation:	HO caution note
Look up table affected:	paper chart point symbols simplified point symbols
Pivot Point Column:	2.56
Pivot Point Row:	2.54
Width of Bounding Box:	5.18
Height of Bounding Box:	5.18



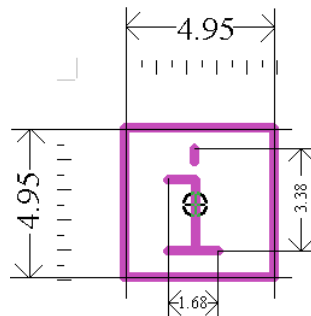
Symbol Colours:	 CHMGD
Comments:	Line weight 0.3 mm; circle diameter 5.18 mm
Examples on ENC:	N/A

References:

S57	INT 1	
CTNARE	M 29.2	
DAMCON	F 44	
MIPARE	N 30-33	(N 30) 
SPLARE	N 13	

Symbol Name:	SY(CHINFO07)	RN: 83
--------------	--------------	--------

Symbol Explanation:	HO information note
Look up table affected:	paper chart point symbols area symbols with plain boundaries simplified point symbols area symbols with symbolized boundaries
Pivot Point Column:	2.35
Pivot Point Row:	2.54
Width of Bounding Box:	4.95
Height of Bounding Box:	4.95


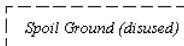

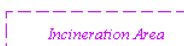
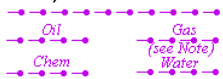


Symbol Colours: CHMGD

Comments: Line weight 0.3 mm

Examples on ENC: N/A

References:

S57		INT 1
CTSARE	N 64	 <i>Cargo Transhipment Area</i>
DMPGRD	N 23, 24, 62.1, 62.2	(N 62.2)  <i>Spoil Ground (disused)</i>
HRBFAC	F 10, 50, 52; U 1.1	(U 1.1) 
ICNARE	N 65	 <i>Incineration Area</i>
M_NPUB	Not specified	
PIPARE	L 40.2, 41.2	(L 40.1)  <i>Oil</i> <i>Gas</i> <i>Chem</i> <i>(see Note)</i> <i>Water</i>

Symbol Name:	SY(CHINFO08)	RN: 84
--------------	--------------	--------

Symbol Explanation: mariner's information note

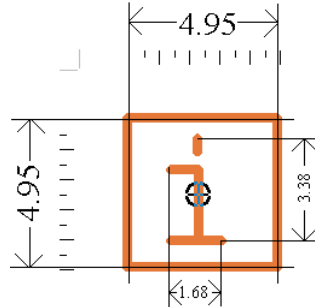
Look up table affected: paper chart point symbols
simplified point symbols

Pivot Point Column: 2.35

Pivot Point Row: 2.54

Width of Bounding Box: 4.95

Height of Bounding Box: 4.95



Symbol Colours: NINFO

Comments: Line weight 0.3 mm

Examples on ENC: N/A

References:

S57	INT 1
marnot	To meet the requirement of IMO PS 1.6

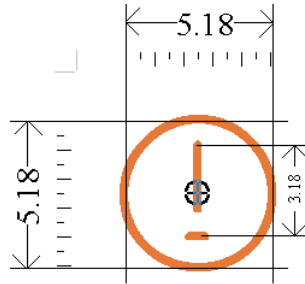
Symbol Name:	SY(CHINFO09)	RN: 85
--------------	--------------	--------

Symbol Explanation: mariners caution note

Look up table affected: paper chart point symbols
simplified point symbols

Pivot Point Column: 2.56
Pivot Point Row: 2.54

Width of Bounding Box: 5.18
Height of Bounding Box: 5.18



Symbol Colours: NINFO

Comments: line weight 0.3 mm; circle diameter 5.18 mm

Examples on ENC: N/A

References:

S57	INT 1	
marfea	To meet the requirement of IMO PS 1.6 and of IHO S-52 sections 1.1 and 5.5	
marnot	To meet the requirement of IMO PS 1.6	

Symbol Name:	SY(CHINFO10)	RN: 86
--------------	--------------	--------

Symbol Explanation: manufacturer's information note

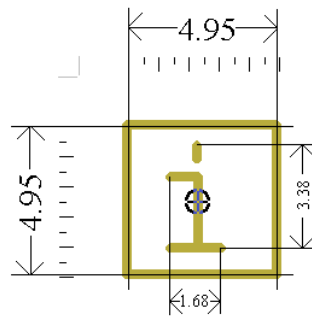
Look up table affected: paper chart point symbols
simplified point symbols

Pivot Point Column: 2.35

Pivot Point Row: 2.54

Width of Bounding Box: 4.95

Height of Bounding Box: 4.95



Symbol Colours: ADINF

Comments: Line weight 0.3 mm

Examples on ENC: N/A

References:

S57	INT 1	
mnufea	To implement IMO PS section 2 and IHO S-52 section 2	

Symbol Name:	SY(CHINFO11)	RN: 87
--------------	--------------	--------

Symbol Explanation: manufacturer's caution note

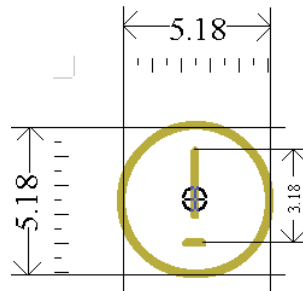
Look up table affected: paper chart point symbols
simplified point symbols

Pivot Point Column: 2.56

Pivot Point Row: 2.54

Width of Bounding Box: 5.18

Height of Bounding Box: 5.18



Symbol Colours: ADINF

Comments: Line weight 0.3 mm; circle diameter 5.18 mm

Examples on ENC: N/A

References:

S57	INT 1	
mnufe	To implement IMO PS section 2 and IHO S-52 section 2	

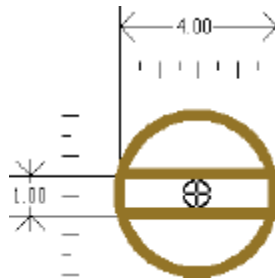
Symbol Name:	SY(CHKPNT01)	RN:	591
--------------	--------------	-----	-----

Symbol Explanation: customs symbol

Look up table affected: area symbols with plain boundaries
area symbols with symbolized boundaries
paper chart point symbols
simplified point symbols

Pivot Point Column: 2.00
Pivot Point Row: 2.00

Width of Bounding Box: 4.00
Height of Bounding Box: 4.00




Symbol Colours: LANDF

Comments: Line weight 0.3 mm; circle diameter 4.00 mm

Examples on ENC: N/A

References:

S57	INT 1	
BUISGL	F 61	

Symbol Name:	SY(CHKSYM01)	RN: 88
--------------	---------------------	--------

Symbol Explanation: test symbol for checking symbol sizes, should measure 5 mm by 5 mm

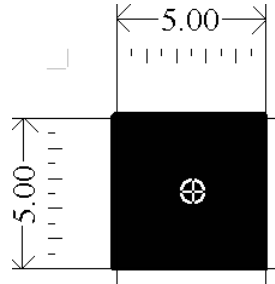
Look up table affected: N/A

Pivot Point Column: 2.61

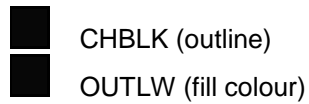
Pivot Point Row: 2.49

Width of Bounding Box: 5.00

Height of Bounding Box: 5.00



Symbol Colours:



Comments: Line weight 0.3 mm
PresLib section 8.3.5

Examples on ENC: N/A

References:

S57	INT 1
-----	-------

Symbol Name:	SY(CHRVDEL1)	RN: 592
--------------	--------------	---------

Symbol Explanation: This object has been deleted by an automatic update

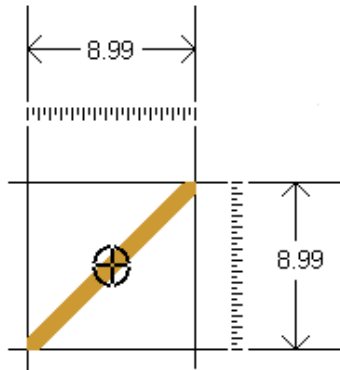
Look up table affected: N/A

Pivot Point Column: 4.49

Pivot Point Row: 4.50

Width of Bounding Box: 8.99

Height of Bounding Box: 8.99



Symbol Colours: ■ CHCOR

Comments: Line weight 0.9 mm
See PresLib section 10.7.2

Examples on ENC: N/A

References:

S57	INT 1
-----	-------

Symbol Name:	SY(CHRVID01)	RN: 593
--------------	--------------	---------

Symbol Explanation: This object has been inserted or modified by an automatic update

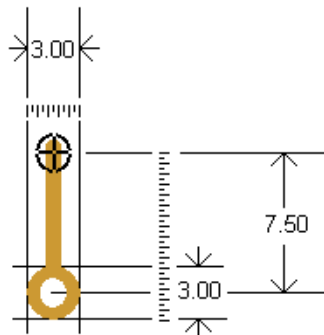
Look up table affected: N/A

Pivot Point Column: 1.97

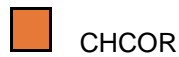
Pivot Point Row: 0.47

Width of Bounding Box: 3.94

Height of Bounding Box: 9.94



Symbol Colours:



CHCOR

Comments: Line weight 0.9 mm; circle diameter 3.00 mm
See PresLib section 10.7.2

Examples on ENC: N/A

References:

S57	INT 1
-----	-------

Symbol Name:	SY(CRANES01)	RN: 90
--------------	---------------------	--------

Symbol Explanation: cranes

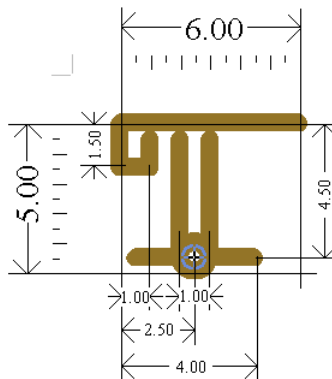
Look up table affected: paper chart point symbols
simplified point symbols

Pivot Point Column: 2.50

Pivot Point Row: 4.50

Width of Bounding Box: 6.00

Height of Bounding Box: 5.00



Symbol Colours: LANDF

Comments: Line weight 0.6 mm; circle diameter 1.0 mm

Examples on ENC: N/A

References:

S57		INT 1
CRANES	F 53.1, 53.2, 53.3	(F 53.2)

Symbol Name:	SY(CTNARE51)	RN: 91
--------------	--------------	--------

Symbol Explanation: caution area, a specific caution note applies

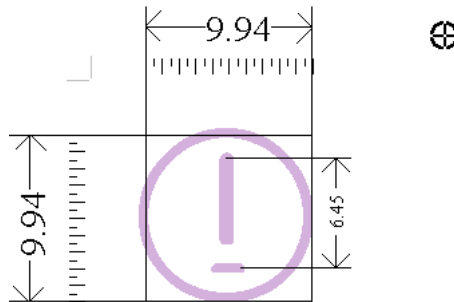
Look up table affected: area symbols with plain boundaries
area symbols with symbolized boundaries

Pivot Point Column: 17.85

Pivot Point Row: -6.00

Width of Bounding Box: 9.94

Height of Bounding Box: 9.94



Symbol Colours: TRFCF

Comments: Line weight 0.6 mm; circle diameter 9.94 mm

Examples on ENC: N/A

References:

S57	INT 1
CTNARE	M 29.2
TSSLPT	Not specified

Symbol Name:	SY(CTYARE51)	RN: 92
--------------	--------------	--------

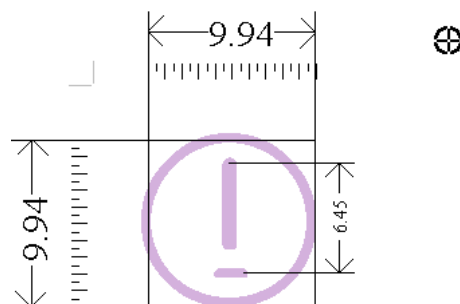
Symbol Explanation: cautionary area (e.g. ferry area) navigate with caution

Look up table affected: area symbols with plain boundaries
area symbols with symbolized boundaries

Called by CSP etc.: CSP RESARE04 Continuation D, E
CSP RESCSP02 Continuation D

Pivot Point Column: 17.85
Pivot Point Row: -6.00

Width of Bounding Box: 9.94
Height of Bounding Box: 9.94






Symbol Colours:  TRFCF

Comments: Line weight 0.6 mm; circle diameter 9.94 mm

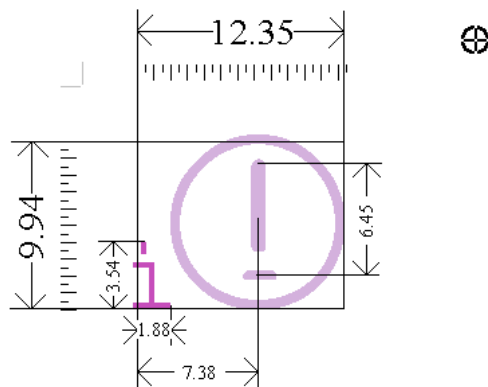
Examples on ENC: N/A


References:

S57	INT 1	
MIPARE	N 30-33	(N 31) 
OSPARE	L 4	
SPLARE	N 13	
SUBTLN	N 33	

Symbol Name:	SY(CTYARE71)	RN: 93
--------------	--------------	--------

Symbol Explanation:	cautionary area with further information
Look up table affected:	N/A
Called by CSP etc.:	CSP RESARE04 Continuation D, E CSP RESCSP02 Continuation D
Pivot Point Column:	20.26
Pivot Point Row:	-6.00
Width of Bounding Box:	12.35
Height of Bounding Box:	9.94



Symbol Colours:	 TRFCF
	 CHMGD

Comments:	Line weight 0.6 mm; circle diameter 9.94 mm; Line weight of "i" 0.3 mm; The "i" at bottom left indicates that further information is available about the nature of the restriction.
-----------	---

Examples on ENC:	N/A
------------------	-----

References:

S57	INT 1
-----	-------

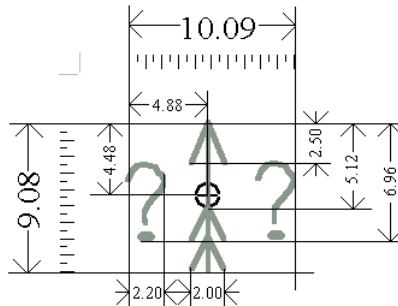
Symbol Name:	SY(CURDEF01)	RN: 94
--------------	--------------	--------

Symbol Explanation: current or tidal stream whose direction is not known

Look up table affected: paper chart point symbols
 area symbols with plain boundaries
 simplified point symbols
 area symbols with symbolized boundaries

Pivot Point Column: 4.88
 Pivot Point Row: 4.48

Width of Bounding Box: 10.09
 Height of Bounding Box: 9.08



Symbol Colours: CHGRD

Comments: Line weight 0.3 mm

Examples on ENC: N/A

References:

S57		INT 1
TS_FEB	H 40, 41	(H 41)
		→

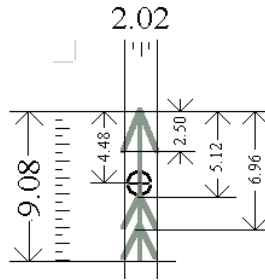
Symbol Name:	SY(CURRENT01)	RN: 95
--------------	----------------------	--------

Symbol Explanation: non-tidal current

Look up table affected: paper chart point symbols
area symbols with plain boundaries
simplified point symbols
area symbols with symbolized boundaries

Pivot Point Column: 1.01
Pivot Point Row: 4.48

Width of Bounding Box: 2.02
Height of Bounding Box: 9.08




Symbol Colours: CHGRD

Comments: Line weight 0.3 mm

Examples on ENC: N/A

References:

S57	INT 1	
CURRENT	H 42, 43	(H 43) 2.5-4.5 kn  Jan-mar (see note)

Symbol Name:	SY(DANGER01)	RN: 98
--------------	---------------------	--------

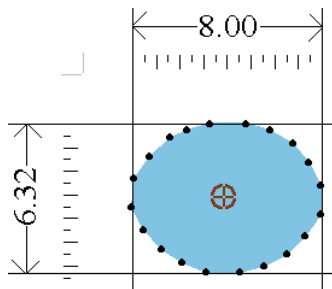
Symbol Explanation: underwater hazard with a defined depth

Look up table affected: N/A

Called by CSP etc.: CSP OBSTRN07 Continuation A,
CSP WRECKS05 Continuation A

Pivot Point Column: 3.95
Pivot Point Row: 3.18

Width of Bounding Box: 8.00
Height of Bounding Box: 6.32




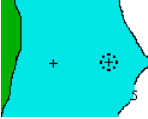


Symbol Colours:

	DEPVS
	CHBLK

Comments: Dot diameter 0.3 mm; 20 dots around the ellipse

Examples on ENC: N/A

References:

S57	INT 1	
OBSTRN	I 4; K 1, 16, 40, 41, 42	(K 41) 
UWTROC	K 13, 14.1, 14.2, 15, 16; O 27	(K 13)  
WRECKS	K 26, 27	(K 26) 

Symbol Name:	SY(DANGER02)	RN: 99
--------------	--------------	--------

Symbol Explanation: underwater hazard with depth greater than 20 metres

Look up table affected: N/A

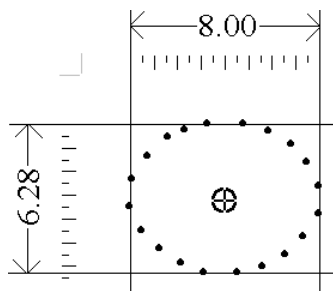
Called by CSP etc.: CSP OBSTRN07 Continuation A,
CSP WRECKS05 Continuation A

Pivot Point Column: 4.05

Pivot Point Row: 3.28

Width of Bounding Box: 8.00

Height of Bounding Box: 6.28


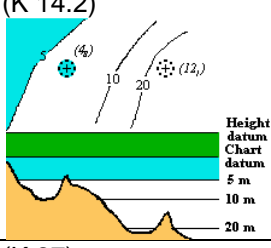



Symbol Colours: CHBLK

Comments: Dot diameter 0.3 mm; 20 dots around the ellipse

Examples on ENC: N/A

References:

S57		INT 1
OBSTRN	I 2, 4; K 41, 42, 46.2; L 20, 21.2, 43; Q 42	(K 41) 
UWTROC	K 11, 14.1, 14.2, 15; O 27	(K 14.2) 
WRECKS	K 26, 27, 30	(K 27) 

Symbol Name:	SY(DANGER03)	RN: 525
--------------	---------------------	---------

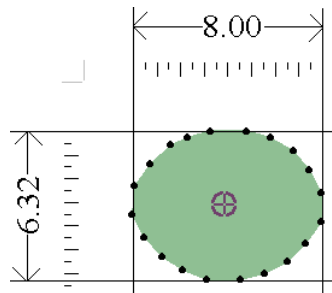
Symbol Explanation: underwater hazard which covers and uncovers

Look up table affected: N/A

Called by CSP etc.: CSP OBSTRN07 Continuation A

Pivot Point Column: 3.95
Pivot Point Row: 3.18

Width of Bounding Box: 8.00
Height of Bounding Box: 6.32



Symbol Colours: DEPIT
 CHBLK

Comments: Dot diameter 0.3 mm; 20 dots around the ellipse

Examples on ENC: N/A

References:

S57	INT 1	
UWTROC	K 11, 12	<p>(K 11)</p> <p>Height datum Chart datum 5 m</p>

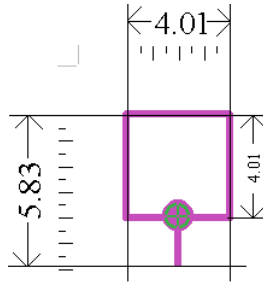
Symbol Name:	SY(DAYSQR01)	RN: 100
--------------	--------------	---------

Symbol Explanation: square or rectangular day mark, simplified

Look up table affected: simplified point symbols

Pivot Point Column: 2.04
Pivot Point Row: 3.99

Width of Bounding Box: 4.01
Height of Bounding Box: 5.83



Symbol Colours: CHMGD

Comments: Line weight 0.3 mm; point diameter 1.3 mm

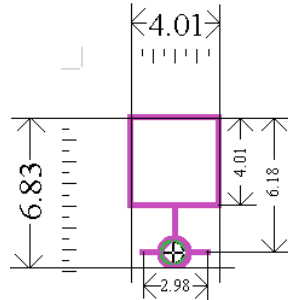
Examples on ENC: N/A

References:

S57	INT 1	
DAYMAR	Q 101	□ MK

Symbol Name:	SY(DAYSQR21)	RN: 101
--------------	--------------	---------

Symbol Explanation: square or rectangular day mark, paper chart
 Look up table affected: paper chart point symbols
 Pivot Point Column: 1.98
 Pivot Point Row: 6.20
 Width of Bounding Box: 4.01
 Height of Bounding Box: 6.83



Symbol Colours: CHMGD
 Comments: Line weight 0.3 mm; circle diameter 1.3 mm
 Examples on ENC: N/A

References:

S57	INT 1	
DAYMAR	Q 101	□ MK

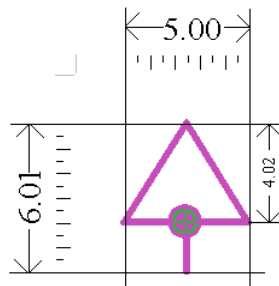
Symbol Name:	SY(DAYTRI01)	RN: 102
--------------	--------------	---------

Symbol Explanation: triangular day mark, point up, simplified

Look up table affected: simplified point symbols

Pivot Point Column: 2.49
Pivot Point Row: 4.01

Width of Bounding Box: 5.00
Height of Bounding Box: 6.01



Symbol Colours: CHMGD

Comments: Line weight 0.3 mm; point diameter 1.3 mm

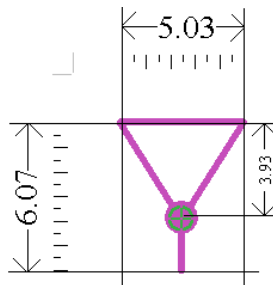
Examples on ENC: N/A

References:

S57	INT 1	
DAYMAR	Q 101	MK

Symbol Name:	SY(DAYTRI05)	RN: 103
--------------	--------------	---------

Symbol Explanation: triangular day mark, point down, simplified
 Look up table affected: simplified point symbols
 Pivot Point Column: 2.50
 Pivot Point Row: 3.95
 Width of Bounding Box: 5.03
 Height of Bounding Box: 6.07



Symbol Colours: CHMGD
 Comments: Line weight 0.3 mm; point diameter 1.3 mm
 Examples on ENC: N/A

References:

S57	INT 1	
DAYMAR	Q 101	MK

Symbol Name:	SY(DAYTRI21)	RN: 104
--------------	--------------	---------

Symbol Explanation: triangular day mark, point up, paper chart

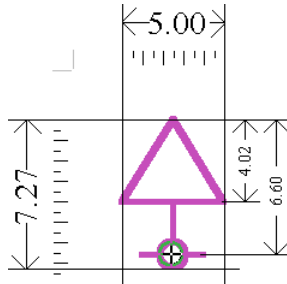
Look up table affected: paper chart point symbols

Pivot Point Column: 2.48

Pivot Point Row: 6.63

Width of Bounding Box: 5.00

Height of Bounding Box: 7.27



Symbol Colours: CHMGD

Comments: Line weight 0.3 mm; circle diameter 1.3 mm

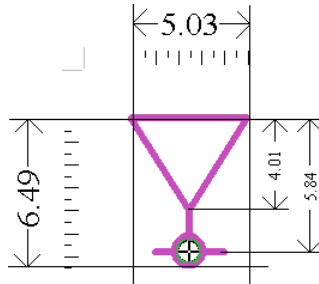
Examples on ENC: N/A

References:

S57	INT 1	
DAYMAR	Q 101	MK

Symbol Name:	SY(DAYTRI25)	RN: 105
--------------	--------------	---------

Symbol Explanation: triangular day mark, point down, paper chart
 Look up table affected: paper chart point symbols
 Pivot Point Column: 2.51
 Pivot Point Row: 5.86
 Width of Bounding Box: 5.03
 Height of Bounding Box: 6.49



Symbol Colours: CHMGD
 Comments: Line weight 0.3 mm; circle diameter 1.3 mm
 Examples on ENC: N/A

References:

S57	INT 1	
DAYMAR	Q 101	MK

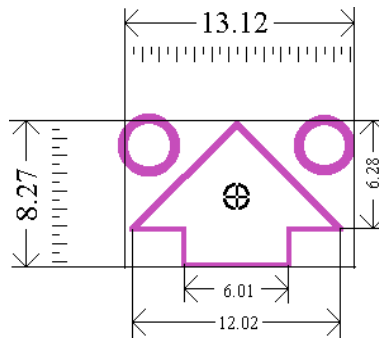
Symbol Name:	SY(DIRBOY01)	RN: 521
--------------	--------------	---------

Symbol Explanation: direction of buoyage

Look up table affected: area symbols with plain boundaries
area symbols with symbolized boundaries

Pivot Point Column: 6.50
Pivot Point Row: 30.43

Width of Bounding Box: 13.12
Height of Bounding Box: 8.27





Symbol Colours: CHMGD

Comments: Arrow line weight 0.3 mm;
Circle line weight 0.6 mm; circle diameter 3.0 mm

Examples on ENC: N/A

References:

S57	INT 1	
M_NSYS	Q 130.1, 130.2	(Q 130.2) The direction of buoyage is that taken when approaching a harbour from seaward or, along coasts, the direction determined by buoyage authorities, normally clockwise around land masses.  Symbol showing direction of buoyage where not obvious  Symbol showing direction of buoyage on multicoloured charts

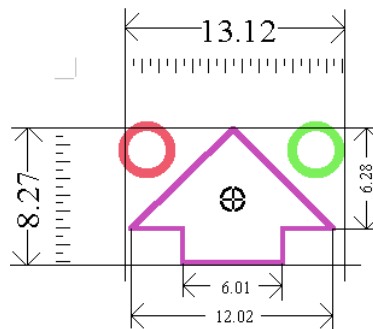
Symbol Name:	SY(DIRBOYA1)	RN: 106
--------------	--------------	---------

Symbol Explanation: direction and colour of buoyage for approaching harbour in IALA region A (red to port)

Look up table affected: area symbols with plain boundaries
area symbols with symbolized boundaries

Pivot Point Column: 6.50
Pivot Point Row: 30.43

Width of Bounding Box: 13.12
Height of Bounding Box: 8.27





Symbol Colours:

- CHMGD
- CHRED
- CHGRN

Comments: Arrow line weight 0.3 mm;
Circle line weight 0.6 mm; circle diameter 3.0 mm

Examples on ENC: N/A

References:

S57	INT 1	
M_NSYS	Q 130.1, 130.2	(Q 130.2) The direction of buoyage is that taken when approaching a harbour from seaward or, along coasts, the direction determined by buoyage authorities, normally clockwise around land masses.  Symbol showing direction of buoyage where not obvious  Symbol showing direction of buoyage on multicoloured charts

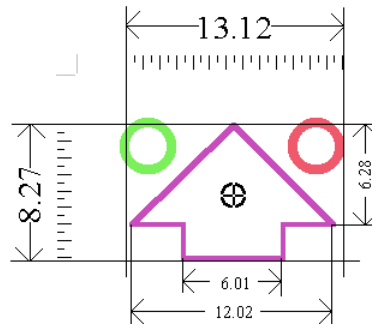
Symbol Name:	SY(DIRBOYB1)	RN: 107
--------------	--------------	---------

Symbol Explanation: direction and colour of buoyage for approaching harbour in IALA region B (green to port)

Look up table affected: area symbols with plain boundaries
area symbols with symbolized boundaries

Pivot Point Column: 6.50
Pivot Point Row: 30.43

Width of Bounding Box: 13.12
Height of Bounding Box: 8.27





Symbol Colours:

- CHMGD
- CHGRN
- CHRED

Comments: Arrow line weight 0.3 mm;
Circle line weight 0.6 mm; circle diameter 3.0 mm

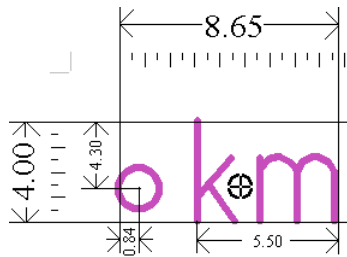
Examples on ENC: N/A

References:

S57	INT 1
M_NSYS	Q 130.1, 130.2 (Q 130.2)
	<p>The direction of buoyage is that taken when approaching a harbour from seaward or, along coasts, the direction determined by buoyage authorities, normally clockwise around land masses.</p> <p> Symbol showing direction of buoyage where not obvious</p> <p> Symbol showing direction of buoyage on multicoloured charts</p>

Symbol Name:	SY(DISMAR03)	RN: 108
--------------	--------------	---------

Symbol Explanation: distance mark
 Look up table affected: paper chart point symbols
 simplified point symbols
 Pivot Point Column: 4.90
 Pivot Point Row: 2.62
 Width of Bounding Box: 8.65
 Height of Bounding Box: 4.00



Symbol Colours: CHMGD
 Comments: Line weight 0.3 mm; circle diameter 1.68 mm
 Examples on ENC: N/A

References:

S57	INT 1		
DISMAR	F 40	o km 32	o km 46

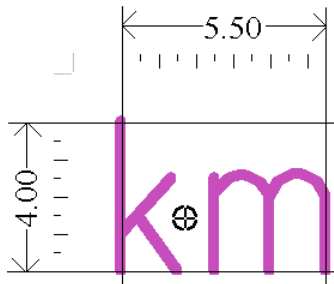
Symbol Name:	SY(DISMAR04)	RN: 109
--------------	--------------	---------

Symbol Explanation: distance point with no mark

Look up table affected: paper chart point symbols
simplified point symbols

Pivot Point Column: 1.75
Pivot Point Row: 2.62

Width of Bounding Box: 5.50
Height of Bounding Box: 4.00



Symbol Colours: CHMGD

Comments: Line weight 0.3 mm

Examples on ENC: N/A

References:

S57	INT 1		
DISMAR	F 40	◦km 32	◦km 46

Symbol Name:	SY(DNGHILIT)	RN: 110
--------------	--------------	---------

Symbol Explanation: transparent danger highlight for mariner's use

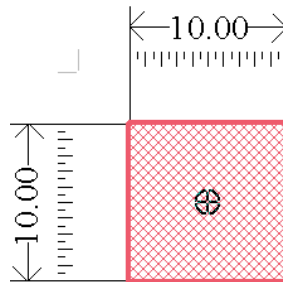
Look up table affected: paper chart point symbols
simplified point symbols

Pivot Point Column: 5.00

Pivot Point Row: 5.00

Width of Bounding Box: 10.00

Height of Bounding Box: 10.00



Symbol Colours: DNGHL

Comments: Outline weight 0.9mm; area transparency 75%

Examples on ENC: N/A

References: IEC 62288 Ed.1

Non-standard object	INT 1	
dnghlt	IEC 61174 Annex E Section 14	

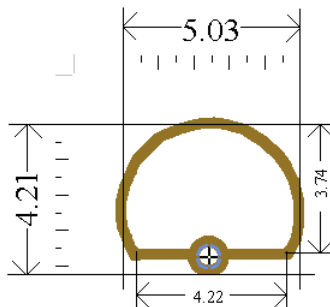
Symbol Name:	SY(DOMES001)	RN: 111
--------------	---------------------	---------

Symbol Explanation: dome

Look up table affected: paper chart point symbols
simplified point symbols

Pivot Point Column: 2.49
Pivot Point Row: 3.80

Width of Bounding Box: 5.03
Height of Bounding Box: 4.21

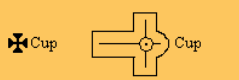



Symbol Colours: LANDF

Comments: Line weight 0.3 mm; circle diameter 0.86 mm

Examples on ENC: N/A

References:

S57	INT 1	
LNDMRK	E 10.4, 30.4	(E 10.4)  (E 30.4) 

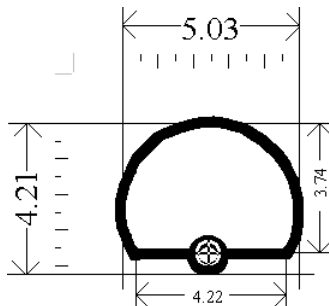
Symbol Name:	SY(DOMES011)	RN: 112
--------------	--------------	---------

Symbol Explanation: conspicuous dome

Look up table affected: paper chart point symbols
simplified point symbols

Pivot Point Column: 2.48
Pivot Point Row: 3.71

Width of Bounding Box: 5.03
Height of Bounding Box: 4.21



Symbol Colours: CHBLK

Comments: Line weight 0.6 mm; circle diameter 0.86 mm

Examples on ENC: N/A

References:

S57	INT 1	
LNDMRK	E 2, 10.4, 30.4	<div style="background-color: #FFD700; padding: 5px; margin-bottom: 5px;"> (E 10.4) </div> <div style="background-color: #FFD700; padding: 5px;"> (E 30.4) </div>

Symbol Name:	SY(DRFSTA01)	RN: 587
--------------	---------------------	---------

Symbol Explanation: DGPS reference station

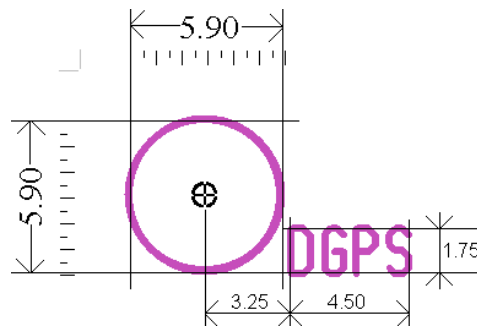
Look up table affected: paper chart point symbols
simplified point symbols

Pivot Point Column: 3.00

Pivot Point Row: 3.00

Width of Bounding Box: 10.75

Height of Bounding Box: 6.00




Symbol Colours: CHMGD

Comments: Line weight 0.3 mm; circle diameter 5.9 mm

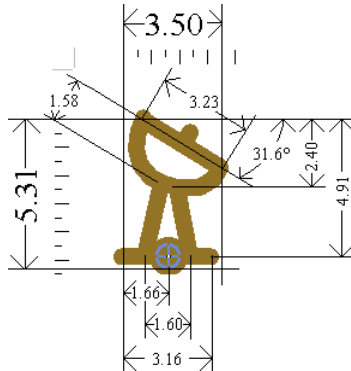
Examples on ENC: N/A

References:

S57	INT 1	
RDOSTA	S 51	(S 10) 

Symbol Name:	SY(DSHAER01)	RN: 113
--------------	--------------	---------

Symbol Explanation: dish aerial
 Look up table affected: paper chart point symbols
 Pivot Point Column: 1.66
 Pivot Point Row: 4.91
 Width of Bounding Box: 3.50
 Height of Bounding Box: 5.31



Symbol Colours: LANDF

Comments: Line weight 0.3 mm; circle diameter 0.8 mm

Examples on ENC: N/A

References:

S57	INT 1	
LNDMRK	E 31	Ⓕ

Symbol Name:	SY(DSHAER11)	RN: 114
--------------	--------------	---------

Symbol Explanation: conspicuous dish aerial

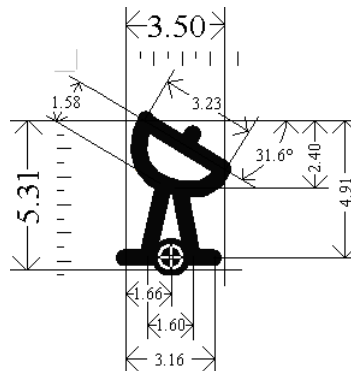
Look up table affected: paper chart point symbols
simplified point symbols

Pivot Point Column: 1.66

Pivot Point Row: 4.91

Width of Bounding Box: 3.50

Height of Bounding Box: 5.31



Symbol Colours: CHBLK

Comments: Line weight 0.6 mm; circle diameter 0.8 mm

Examples on ENC: N/A

References:

S57	INT 1	
LNDMRK	E 2, 31	⊗

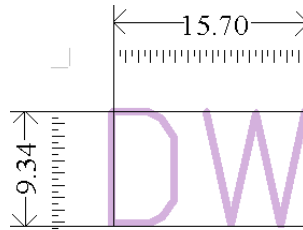
Symbol Name:	SY(DWRTPT51)	RN: 115
--------------	--------------	---------

Symbol Explanation: part of deep water route

Look up table affected: area symbols with plain boundaries
area symbols with symbolized boundaries

Pivot Point Column: 7.26
Pivot Point Row: 17.34

Width of Bounding Box: 15.70
Height of Bounding Box: 9.34



Symbol Colours: TRFCF

Comments: Line weight 0.3 mm

Examples on ENC: N/A

References:

S57	INT 1
DWRTPT	M 27.1-2

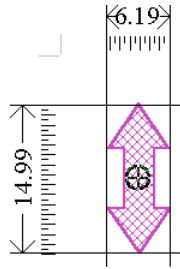
Symbol Name:	SY(DWRUTE51)	RN: 522
--------------	--------------	---------

Symbol Explanation: reciprocal traffic directions in a two-way part of a deep-water route

Look up table affected: area symbols with plain boundaries
area symbols with symbolized boundaries

Pivot Point Column: 3.06
Pivot Point Row: 7.50

Width of Bounding Box: 6.19
Height of Bounding Box: 14.99



Symbol Colours: TRFCD

Comments: Outline weight 0.3 mm; area transparency 75%

Examples on ENC: N/A

References:

S57	INT 1
DWRTPT	M 27.1-2

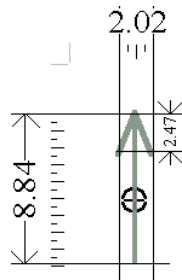
Symbol Name:	SY(EBBSTR01)	RN: 116
--------------	--------------	---------

Symbol Explanation: ebb stream, rate at spring tides

Look up table affected: paper chart point symbols
area symbols with plain boundaries
simplified point symbols
area symbols with symbolized boundaries

Pivot Point Column: 1.01
Pivot Point Row: 5.19

Width of Bounding Box: 2.02
Height of Bounding Box: 8.84



Symbol Colours: CHGRD

Comments: Line weight 0.3 mm

Examples on ENC: N/A

References:

S57	INT 1	
TS_FEB	H 40-41	(H 41)
		→

Symbol Name:	SY(EBLVRM11)	RN: 117
--------------	--------------	---------

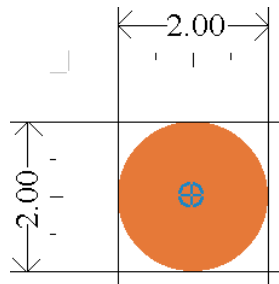
Symbol Explanation: point of origin for an offset EBL or VRM

Look up table affected: N/A

Called by CSP etc.: CSP VRMEBL01

Pivot Point Column: 1.00
Pivot Point Row: 1.00

Width of Bounding Box: 2.00
Height of Bounding Box: 2.00



Symbol Colours: NINFO

Comments: N/A

Examples on ENC: N/A

References:

S57	INT 1
-----	-------

Symbol Name:	SY(ENTRES51)	RN: 118
--------------	--------------	---------

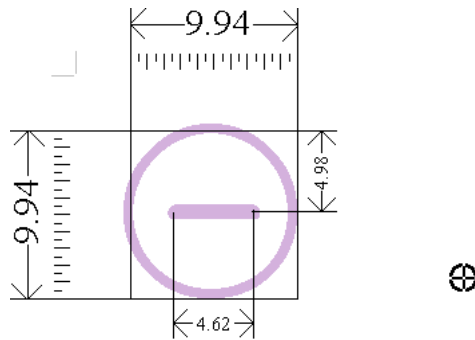
Symbol Explanation: area where entry is prohibited or restricted or to be avoided

Look up table affected: N/A

Called by CSP etc.: CSP RESARE04 Continuation A,
CSP RESCSP02 Continuation A

Pivot Point Column: 19.89
Pivot Point Row: 8.75

Width of Bounding Box: 9.94
Height of Bounding Box: 9.94




Symbol Colours: TRFCF

Comments: Line weight 0.9 mm;
Circle line weight 0.6 mm; circle diameter 9.94 mm

Examples on ENC: N/A

References:

S57	INT 1	
RESARE	M 29.2 N 2.1, 2.2	(N 2.2) 

Symbol Name:	SY(ENTRES61)	RN: 119
--------------	--------------	---------

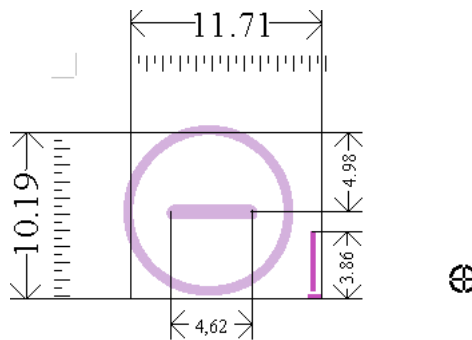
Symbol Explanation: area where entry is prohibited or restricted or to be avoided, with other cautions

Look up table affected: N/A

Called by CSP etc.: CSP RESARE04 Continuation A,
CSP RESCSP02 Continuation A

Pivot Point Column: 19.89
Pivot Point Row: 8.75

Width of Bounding Box: 11.71
Height of Bounding Box: 10.19



Symbol Colours: TRFCF
 CHMGD

Comments: Line weight 0.9 mm;
Circle line weight 0.6 mm; circle diameter 9.94 mm;
Exclamation mark line weight 0.3 mm

Examples on ENC: N/A

References:

S57	INT 1
RESARE	(N 34) <i>Minefield (see Note)</i>
L 3; M 29.1, 29.2; N 31, 34	

Symbol Name:	SY(ENTRES71)	RN: 120
--------------	--------------	---------

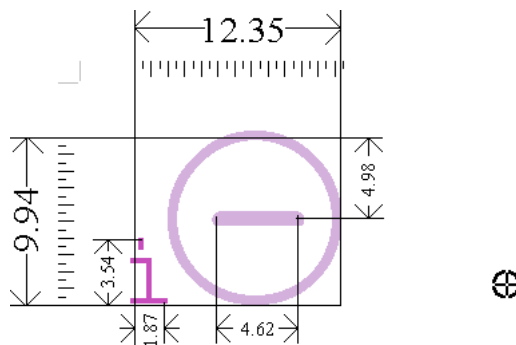
Symbol Explanation: area where entry is prohibited or restricted or to be avoided, with other information

Look up table affected: N/A

Called by CSP etc.: CSP RESARE04 Continuation A, CSP RESCSP02 Continuation A

Pivot Point Column: 22.30
Pivot Point Row: 8.75

Width of Bounding Box: 12.35
Height of Bounding Box: 9.94




Symbol Colours: TRFCF
 CHMGD

Comments: Line weight 0.9 mm;
Circle line weight 0.6 mm; circle diameter 9.94 mm;
Line weight of "i" 0.3 mm

Examples on ENC: N/A

References:

S57	INT 1	
RESARE	N 2.2	

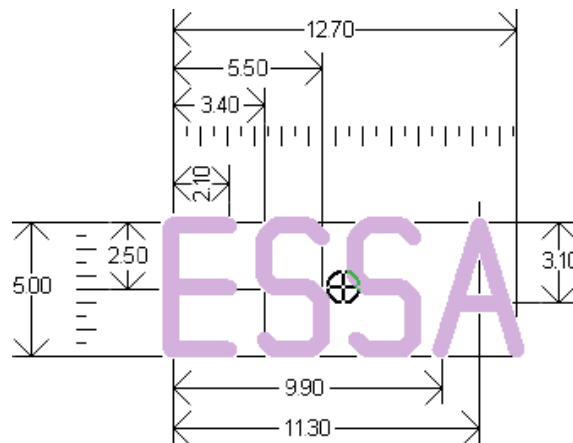
Symbol Name:	SY(ESSARE01)	RN:
--------------	--------------	-----

Symbol Explanation: ESSA - centred symbol

Look up table affected: area symbols with plain boundaries
area symbols with symbolized boundaries

Pivot Point Column: 6.35
Pivot Point Row: 6.35

Width of Bounding Box: 12.70
Height of Bounding Box: 5.00



Symbol Colours: CHMGF

Comments: Line weight 0.6 mm

Examples on ENC: N/A

References:

S57 E3.1.1	INT 1	
RESARE, CATREA 27	N22	

Symbol Name:	SY(FAIRWY51)	RN: 123
--------------	--------------	---------

Symbol Explanation: fairway with one-way traffic in direction indicated

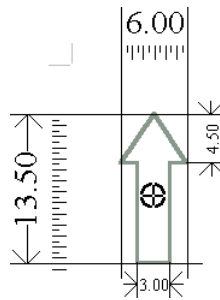
Look up table affected: area symbols with plain boundaries
area symbols with symbolized boundaries

Pivot Point Column: 3.00

Pivot Point Row: 7.50

Width of Bounding Box: 6.00

Height of Bounding Box: 13.50



Symbol Colours: CHGRD

Comments: Line weight 0.3 mm

Examples on ENC: N/A

References:

S57	INT 1
FAIRWY	not specified

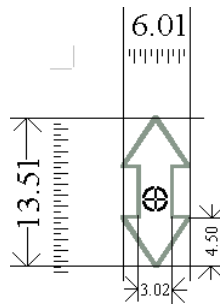
Symbol Name:	SY(FAIRWY52)	RN: 124
--------------	--------------	---------

Symbol Explanation: fairway with two-way traffic

Look up table affected: area symbols with plain boundaries
area symbols with symbolized boundaries

Pivot Point Column: 3.02
Pivot Point Row: 7.51

Width of Bounding Box: 6.01
Height of Bounding Box: 13.51



Symbol Colours: CHGRD

Comments: Line weight 0.3 mm

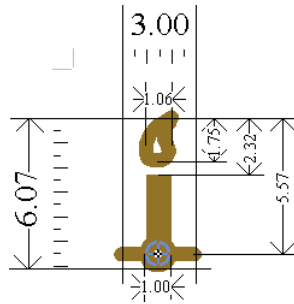
Examples on ENC: N/A

References:

S57	INT 1
FAIRWY	not specified



Symbol Name:	SY(FLASTK01)	RN: 125
--------------	--------------	---------

Symbol Explanation: flare stack
 Look up table affected: paper chart point symbols
 simplified point symbols
 Pivot Point Column: 1.50
 Pivot Point Row: 5.57
 Width of Bounding Box: 3.00
 Height of Bounding Box: 6.07



Symbol Colours: LANDF
 Comments: Line weight 0.3mm; circle diameter 1.0 mm
 Examples on ENC: N/A

References:

S57	INT 1	
LNDMRK	E 23; L 11	(E 23)  (L 11) 
PRDARE	G 87	

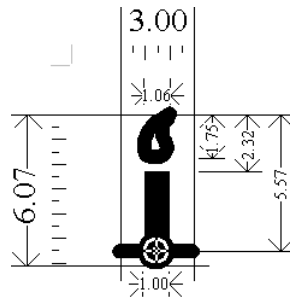
Symbol Name:	SY(FLASTK11)	RN: 126
--------------	--------------	---------

Symbol Explanation: conspicuous flare stack

Look up table affected: paper chart point symbols
simplified point symbols

Pivot Point Column: 1.50
Pivot Point Row: 5.57

Width of Bounding Box: 3.00
Height of Bounding Box: 6.07




Symbol Colours: CHBLK

Comments: Line weight 0.6 mm; circle diameter 1.0 mm

Examples on ENC: N/A

References:

S57	INT 1	
LNDMRK	E 2, 23; L 11	(E 23)  (L 11) □ Fla
PRDARE	G 87	

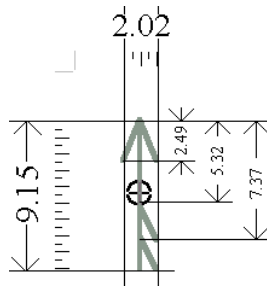
Symbol Name:	SY(FLDSTR01)	RN: 127
--------------	--------------	---------

Symbol Explanation: flood stream, rate at spring tides

Look up table affected: paper chart point symbols
area symbols with plain boundaries
simplified point symbols
area symbols with symbolized boundaries

Pivot Point Column: 1.01
Pivot Point Row: 4.48

Width of Bounding Box: 2.02
Height of Bounding Box: 9.15



Symbol Colours: CHGRD

Comments: Line weight 0.3 mm

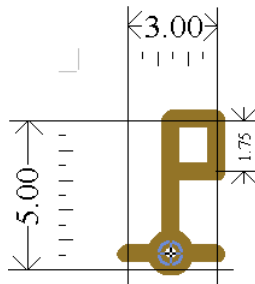
Examples on ENC: N/A

References:

S57	INT 1	
TS_FEB	H 40	

Symbol Name:	SY(FLGSTF01)	RN: 128
--------------	--------------	---------

Symbol Explanation: flagstaff, flagpole
 Look up table affected: paper chart point symbols
 simplified point symbols
 Pivot Point Column: 1.50
 Pivot Point Row: 4.50
 Width of Bounding Box: 3.00
 Height of Bounding Box: 5.00



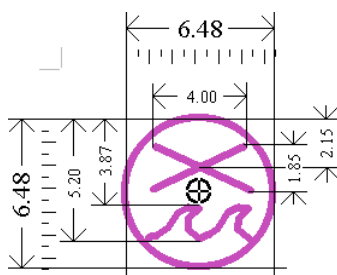
Symbol Colours: LANDF
 Comments: Line weight 0.6 mm; circle diameter 1.0 mm
 Examples on ENC: N/A


References:

S57	INT 1		
LNDMRK	E 27	P	FS

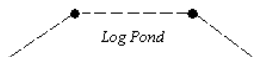
Symbol Name:	SY(FLTHAZ02)	RN: 524
--------------	-----------------------	---------

Symbol Explanation:	Floating hazard to navigation
Look up table affected:	paper chart point symbols area symbols with plain boundaries simplified point symbols area symbols with symbolized boundaries
Pivot Point Column:	3.24
Pivot Point Row:	3.20
Width of Bounding Box:	6.48
Height of Bounding Box:	6.48



Symbol Colours:	 CHMGD
Comments:	Line weight 0.3 mm; circle diameter 6.48 mm
Examples on ENC:	N/A

References:

S57	INT 1	
LOGPON	N 61	
OBSTRN	G 178	

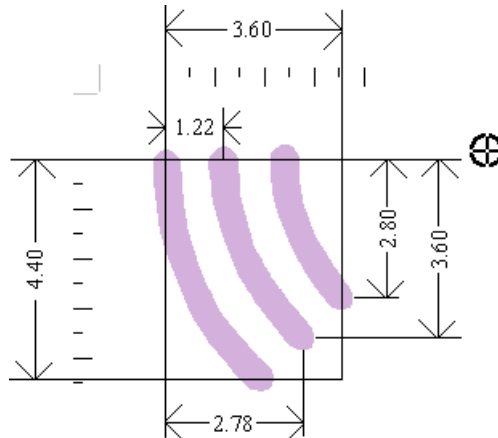
Symbol Name:	SY(FOGSIG01)	RN: 129
--------------	-----------------------	---------

Symbol Explanation: fog signal

Look up table affected: paper chart point symbols
simplified point symbols

Pivot Point Column: 6.50
Pivot Point Row: -0.10

Width of Bounding Box: 3.60
Height of Bounding Box: 4.40



Symbol Colours: CHMGF

Comments: Line weight 0.6 mm

Examples on ENC: N/A

References:

S57		INT 1
FOGSIG	R 1, 10-16, 20-22	<p>(R 1)</p> <p>(R 22)</p>

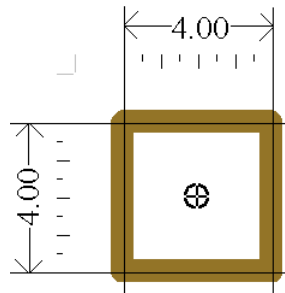
Symbol Name:	SY(FORSTC01)	RN: 130
--------------	--------------	---------

Symbol Explanation: fortified structure

Look up table affected: paper chart point symbols
simplified point symbols

Pivot Point Column: 2.00
Pivot Point Row: 2.00

Width of Bounding Box: 4.00
Height of Bounding Box: 4.00




Symbol Colours: LANDF

Comments: Line weight 0.3 mm

Examples on ENC: N/A

References:

S57	INT 1	
FORSTC	E 34.1-3	(E 34.1)
		

Symbol Name:	SY(FORSTC11)	RN: 131
--------------	---------------------	---------

Symbol Explanation: conspicuous fortified structure

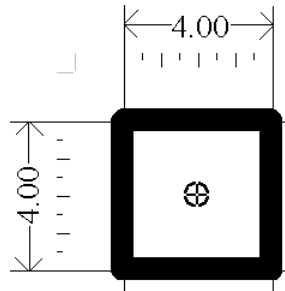
Look up table affected: paper chart point symbols
simplified point symbols

Pivot Point Column: 2.00

Pivot Point Row: 2.00

Width of Bounding Box: 4.00

Height of Bounding Box: 4.00




Symbol Colours: CHBLK

Comments: Line weight 0.6 mm

Examples on ENC: N/A

References:

S57	INT 1	
FORSTC	E 2, 34.1-3	(E 34.1)
		

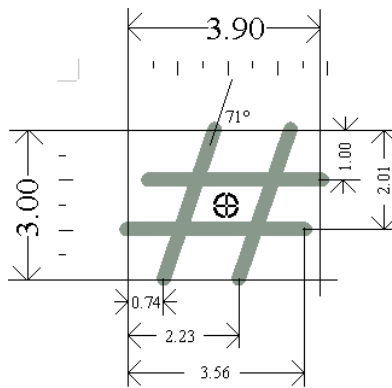
Symbol Name:	SY(FOULGND1)	RN: 132
--------------	---------------------	---------

Symbol Explanation: foul area of seabed safe for navigation but not for anchoring

Look up table affected: paper chart point symbols
 area symbols with plain boundaries
 simplified point symbols
 area symbols with symbolized boundaries

Pivot Point Column: 2.01
 Pivot Point Row: 1.54

Width of Bounding Box: 3.90
 Height of Bounding Box: 3.00



Symbol Colours: CHGRD

Comments: Line weight 0.3 mm

Examples on ENC: N/A

References:

S57		INT 1
OBSTRN	K 31 L 22	(L 22) #
WRECKS	K 31	# Foul

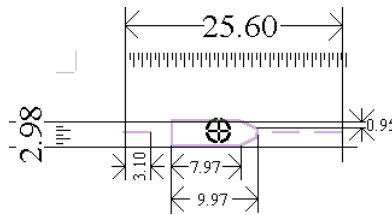
Symbol Name:	SY(FRYARE51)	RN: 133
--------------	--------------	---------

Symbol Explanation: ferry area

Look up table affected: area symbols with plain boundaries
area symbols with symbolized boundaries

Pivot Point Column: 11.18
Pivot Point Row: 1.35

Width of Bounding Box: 25.60
Height of Bounding Box: 2.98




Symbol Colours: CHMGF

Comments: Line weight 0.3 mm

Examples on ENC: N/A

References:

S57	INT 1	
FERYRT	M 50, 51	(M 50) 

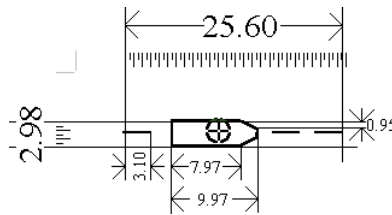
Symbol Name:	SY(FRYARE52)	RN: 134
--------------	--------------	---------

Symbol Explanation: cable ferry area

Look up table affected: area symbols with plain boundaries
area symbols with symbolized boundaries

Pivot Point Column: 11.18
Pivot Point Row: 1.35

Width of Bounding Box: 25.60
Height of Bounding Box: 2.98



Symbol Colours: CHBLK

Comments: Line weight 0.3 mm

Examples on ENC: N/A

References:

S57	INT 1	
FERYRT	M 50, 51	(M 51) ----- Cable Ferry

Symbol Name:	SY(FSHFAC02)	RN: 135
--------------	--------------	---------

Symbol Explanation: fish trap, fish weir, tunny net

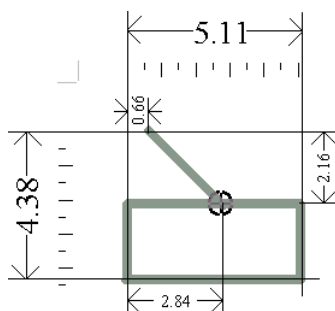
Look up table affected: paper chart point symbols
simplified point symbols
area symbols with symbolized boundaries

Pivot Point Column: 2.80

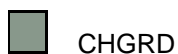
Pivot Point Row: 2.15

Width of Bounding Box: 5.11

Height of Bounding Box: 4.38



Symbol Colours:



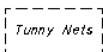


CHGRD

Comments: Line weight 0.3 mm

Examples on ENC: N/A

References:

S57	INT 1	
FSHFAC	K 44.2, 45	(K 44.2)  (K 45)  

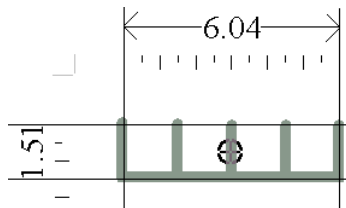
Symbol Name:	SY(FSHFAC03)	RN: 136
--------------	--------------	---------

Symbol Explanation: fish stakes

Look up table affected: paper chart point symbols
simplified point symbols
area symbols with symbolized boundaries

Pivot Point Column: 3.02
Pivot Point Row: 0.81

Width of Bounding Box: 6.04
Height of Bounding Box: 1.51




Symbol Colours: CHGRD

Comments: Line weight 0.3 mm

Examples on ENC: N/A

References:

S57	INT 1	
FSHFAC	K 44.1	

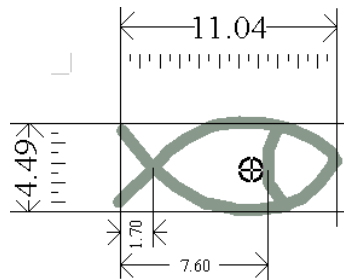
Symbol Name:	SY(FSHGRD01)	RN: 137
--------------	---------------------	---------

Symbol Explanation: fishing ground

Look up table affected: area symbols with plain boundaries
area symbols with symbolized boundaries

Pivot Point Column: 6.75
Pivot Point Row: 2.44

Width of Bounding Box: 11.04
Height of Bounding Box: 4.49



Symbol Colours: CHGRD

Comments: Line weight 0.6 mm

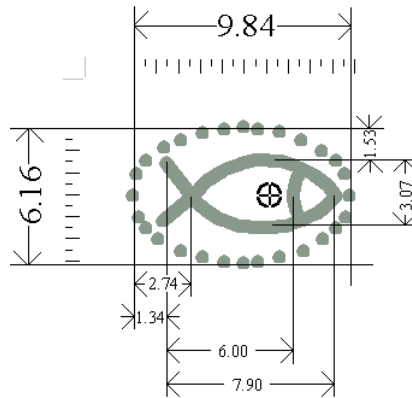
Examples on ENC: N/A

References:

S57	INT 1
FSHGRD	not specified

Symbol Name:	SY(FSHHAV01)	RN: 138
--------------	--------------	---------

Symbol Explanation: fish haven
 Look up table affected: paper chart point symbols
 simplified point symbols
 Pivot Point Column: 6.25
 Pivot Point Row: 3.10
 Width of Bounding Box: 9.84
 Height of Bounding Box: 6.16



Symbol Colours: CHGRD

Comments: Line weight 0.6 mm
 Dot diameter 0.6 mm; 28 dots around the ellipse

Examples on ENC: N/A

References:

S57	INT 1	
FSHFAC		
OBSTRN	K 46.1, 46.2	(K 46.1)

Symbol Name:	SY(FSHRES51)	RN: 139
--------------	--------------	---------

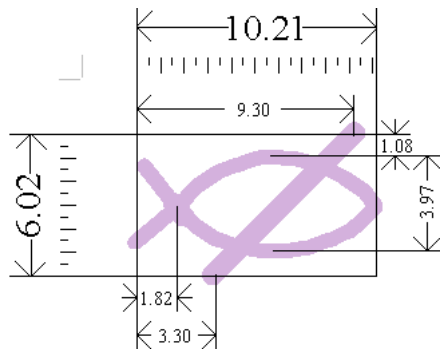
Symbol Explanation: area where fishing or trawling is prohibited or restricted

Look up table affected: N/A

Called by CSP etc.: CSP RESARE04 Continuation C,
CSP RESCSP02 Continuation C

Pivot Point Column: -10.48
Pivot Point Row: 10.15

Width of Bounding Box: 10.21
Height of Bounding Box: 6.02



Symbol Colours: CHMGF

Comments: Fish line weight 0.6 mm; bar line weight 0.9 mm

Examples on ENC: N/A

References:

S57	INT 1	
RESARE	N 21	

Symbol Name:	SY(FSHRES61)	RN: 140
--------------	--------------	---------

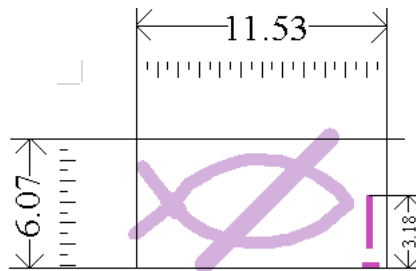
Symbol Explanation: area where fishing or trawling is prohibited or restricted, with other cautions

Look up table affected: N/A

Called by CSP etc.: CSP RESARE04 Continuation C,
CSP RESCSP02 Continuation C

Pivot Point Column: -10.48
Pivot Point Row: 10.15

Width of Bounding Box: 11.53
Height of Bounding Box: 6.07



Symbol Colours:

- CHMGF
- CHMGD

Comments: Fish line weight 0.6 mm; bar line weight 0.9 mm;
Exclamation mark line weight 0.3 mm;
Other symbol dimensions like SY(FSHRES51)

Examples on ENC: N/A

References:

S57	INT 1
RESARE	N 2.1, 25, 34 (N 2.1)

Symbol Name:	SY(FSHRES71)	RN: 141
--------------	--------------	---------

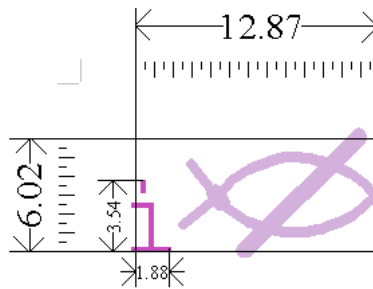
Symbol Explanation: area where fishing or trawling is prohibited or restricted, with other information

Look up table affected: N/A

Called by CSP etc.: CSP RESARE04 Continuation C,
CSP RESCSP02 Continuation C

Pivot Point Column: -7.82
Pivot Point Row: 10.15

Width of Bounding Box: 12.87
Height of Bounding Box: 6.02



Symbol Colours:

- CHMGF
- CHMGD

Comments: Fish line weight 0.6 mm; bar line weight 0.9 mm;
Line weight of **i** 0.3 mm;
Other symbol dimensions like SY(FSHRES51)

Examples on ENC: N/A

References:

S57		INT 1
RESARE	N 2.1	

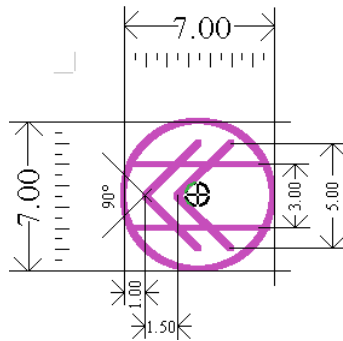
Symbol Name:	SY(GATCON03)	RN: 142
--------------	---------------------	---------

Symbol Explanation: navigable lock gate

Look up table affected: line symbols
paper chart point symbols
simplified point symbols

Pivot Point Column: 3.50
Pivot Point Row: 3.50

Width of Bounding Box: 7.00
Height of Bounding Box: 7.00



Symbol Colours: TRFCD

Comments: Line weight 0.3 mm
Circle diameter 7.0 mm

Examples on ENC: N/A

References:

S57	INT 1	
GATCON	F 41.1, 41.2	(F 41.1)

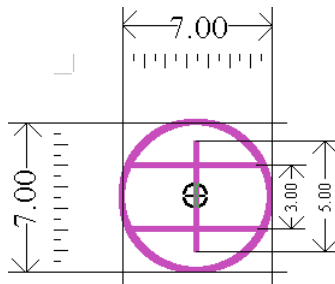
Symbol Name:	SY(GATCON04)	RN: 143
--------------	--------------	---------

Symbol Explanation: non-navigable lock gate

Look up table affected: line symbols
paper chart point symbols
simplified point symbols

Pivot Point Column: 3.50
Pivot Point Row: 3.50

Width of Bounding Box: 7.00
Height of Bounding Box: 7.00



Symbol Colours: TRFCD

Comments: Line weight 0.3 mm

Examples on ENC: N/A

References:

S57		INT 1
GATCON	F 42, 43	(F 42)

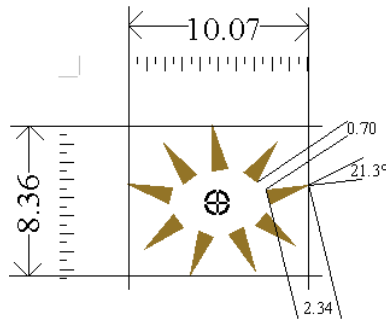
Symbol Name:	SY(HILTOP01)	RN: 144
--------------	---------------------	---------

Symbol Explanation: hill or mountain top

Look up table affected: paper chart point symbols
simplified point symbols

Pivot Point Column: 5.08
Pivot Point Row: 4.39

Width of Bounding Box: 10.07
Height of Bounding Box: 8.36





Symbol Colours: LANDF

Comments: Line weight 0.3 mm; 9 triangles around the ellipse

Examples on ENC: N/A

References:

S57	INT 1	
SLOGRD	C 4, 8; D 14,15; E 35.1; G 27	(C 4) 
SLOTOP	C 3, 4, 8; D 14,15; E 35.1; G 22	(E 35.1) 

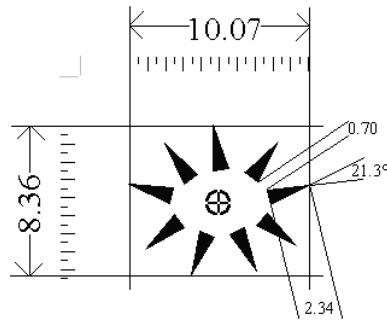
Symbol Name:	SY(HILTOP11)	RN: 145
--------------	---------------------	---------

Symbol Explanation: conspicuous hill or mountain top

Look up table affected: paper chart point symbols
simplified point symbols

Pivot Point Column: 5.08
Pivot Point Row: 4.39

Width of Bounding Box: 10.07
Height of Bounding Box: 8.36





Symbol Colours: CHBLK

Comments: Line weight 0.6 mm; 9 triangles around the ellipse

Examples on ENC: N/A

References:

S57	INT 1
SLOGRD	(C 4) 
SLOTOP	(C 3) 

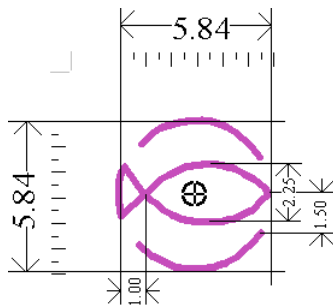
Symbol Name:	SY(HRBFAC09)	RN: 146
--------------	---------------------	---------

Symbol Explanation: fishing harbour

Look up table affected: paper chart point symbols
area symbols with plain boundaries
simplified point symbols
area symbols with symbolized boundaries

Pivot Point Column: 2.97
Pivot Point Row: 2.91

Width of Bounding Box: 5.84
Height of Bounding Box: 5.84




Symbol Colours: CHMGD

Comments: Line weight 0.3 mm; diameter of the half circles 5.84 mm

Examples on ENC: N/A

References:

S57	INT 1	
HRBFAC	F 10	

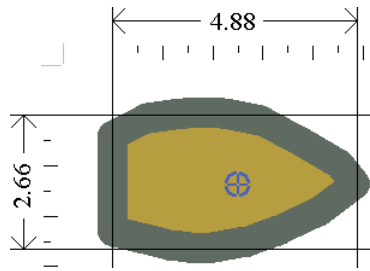
Symbol Name:	SY(HULKES01)	RN: 147
--------------	--------------	---------

Symbol Explanation: hulk

Look up table affected: paper chart point symbols
simplified point symbols

Pivot Point Column: 2.54
Pivot Point Row: 1.41

Width of Bounding Box: 4.88
Height of Bounding Box: 2.66




Symbol Colours:

- CSTLN
- CHBRN

Comments: Outline weight 0.6 mm

Examples on ENC: N/A

References:

S57		INT 1
HULKES	F 34	

Symbol Name:	SY(INFARE51)	RN: 148
--------------	--------------	---------

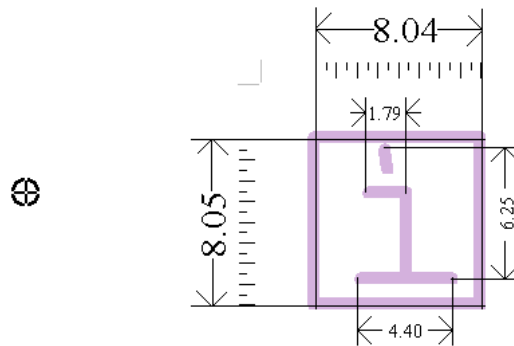
Symbol Explanation: area with minor restrictions or information notices

Look up table affected: area symbols with plain boundaries
area symbols with symbolized boundaries

Called by CSP etc.: CSP RESARE04,
CSP RESARE04 Continuation E,
CSP RESCSP02

Pivot Point Column: -13.96
Pivot Point Row: 2.55

Width of Bounding Box: 8.04
Height of Bounding Box: 8.05

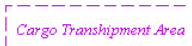
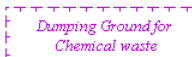
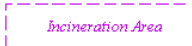
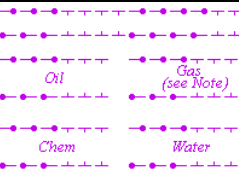



Symbol Colours: CHMGF

Comments: Line weight 0.6 mm

Examples on ENC: N/A

References:

S57	INT 1	
CTSARE	N 64	 Cargo Transhipment Area
DMPGRD	N 23, 24, 62.1, 62.2	(N 24)  Dumping Ground for Chemical waste
ICNARE	N 65	 Incineration Area
PIPARE	L 40.2, 41.2	 Oil Gas (see Note) Chem Water
RESARE	N 22, 26	(N 26)  Historic Wk

Symbol Name:	SY(INDHLT01)	RN: 594
--------------	--------------	---------

Symbol Explanation: indication highlight for mariner's use

Look up table affected: paper chart point symbols
simplified point symbols

Pivot Point Column: 15.00

Pivot Point Row: 15.00

Width of Bounding Box: 11.74

Height of Bounding Box: 11.74



Symbol Colours:



Comments: Line weight 0.6 mm (CHYLW); with 0.3 mm outline (BKAJ1)
See PresLib section 10.5.9 and 10.5.10

Examples on ENC: N/A

References:

S57	INT 1
-----	-------

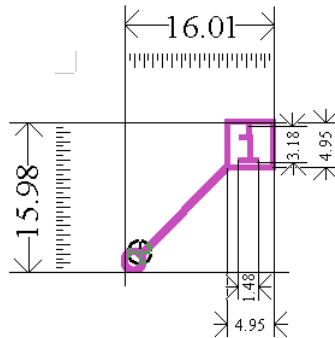
Symbol Name:	SY(INFORM01)	RN: 149
--------------	--------------	---------

Symbol Explanation: this object has additional information available by cursor query

Look up table affected: N/A

Pivot Point Column: 1.83
Pivot Point Row: 14.05

Width of Bounding Box: 16.01
Height of Bounding Box: 15.98



Symbol Colours: CHMGD

Comments: Line weight 0.6 mm; circle diameter 2.16 mm
See PresLib section 8.6.1.1

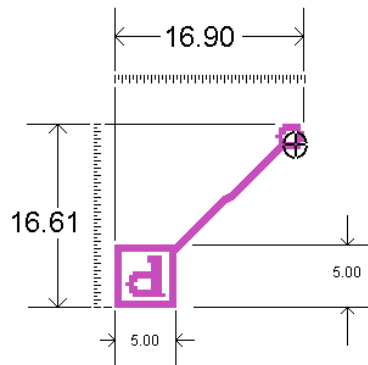
Examples on ENC: N/A


References:

S57	INT 1
-----	-------

Symbol Name:	SY(CHDATD01)	RN: 591
--------------	--------------	---------

Symbol Explanation:	This object is a date dependent by attribute DATSTA, DATEND, PERSTA and/or PEREND
Look up table affected:	N/A
Pivot Point Column:	15.48
Pivot Point Row:	1.42
Width of Bounding Box:	16.90
Height of Bounding Box:	16.61



Symbol Colours:	 CHMGD
Comments:	Line weight 0.6 mm; circle diameter 2.2 mm See PresLib section 10.4.1
Examples on ENC:	N/A

References:

S57	INT 1
-----	-------

Symbol Name:	SY(ISODGR01)	RN: 150
--------------	---------------------	---------

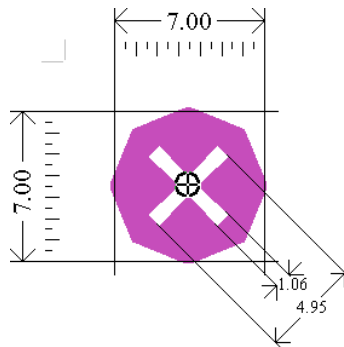
Symbol Explanation: isolated danger of depth less than the safety contour

Look up table affected: N/A

Called by CSP etc.: CSP UDWHAZ05

Pivot Point Column: 3.50
Pivot Point Row: 3.50

Width of Bounding Box: 7.00
Height of Bounding Box: 7.00



Symbol Colours: ISDNG

Comments: IMO PS App.2 1.3

Examples on ENC: N/A

References:

S57	INT 1	
OBSTRN	I 2, 4; K 1, 31, 40-43.2, 46.1, 46.2; L 20, 21.1-21.3, 22, 43	(I 2) <i>SD</i>
UWTROC	K 11, 13-14.2, 16; O 27	(K 11) Height datum Chart datum 5 m
WRECKS	K 26-31	(K 26)

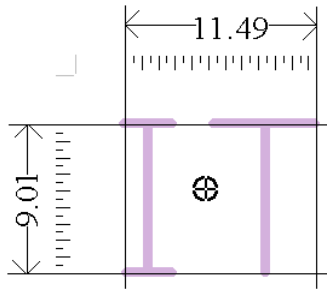
Symbol Name:	SY(ITZARE51)	RN: 151
--------------	--------------	---------

Symbol Explanation: area of inshore traffic

Look up table affected: area symbols with plain boundaries
area symbols with symbolized boundaries

Pivot Point Column: 4.96
Pivot Point Row: 4.00

Width of Bounding Box: 11.49
Height of Bounding Box: 9.01



Symbol Colours: CHMGF

Comments: Line weight 0.6 mm

Examples on ENC: N/A

References:

S57	INT 1	
ISTZNE	M 14, 25.1, 25.2	(M 14)

Symbol Name:	SY(LIGHTS11)	RN: 152
--------------	--------------	---------

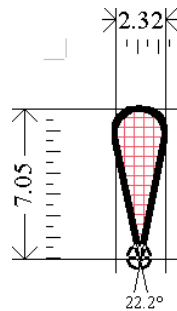
Symbol Explanation: light flare, red

Look up table affected: N/A

Called by CSP etc.: CSP LIGHTS06 Continuation A
CSP LIGHTS06 Continuation B

Pivot Point Column: 1.20
Pivot Point Row: 7.05

Width of Bounding Box: 2.32
Height of Bounding Box: 7.05



Symbol Colours: LITRD
 OUTLW

Comments: Outline weight 0.3 mm; arc diameter 2.32 mm
Transparency 50%

Examples on ENC: N/A

References:

S57	INT 1	
LIGHTS	G 117; P 1-6, 10.1-11, 11.2, 12-14, 16, 20.1, 30.1-30.3, 31, 40, 41, 43, 45-62, 65; Q 41; R 20, 22	(P 46)

Symbol Name:	SY(LIGHTS12)	RN: 153
--------------	--------------	---------

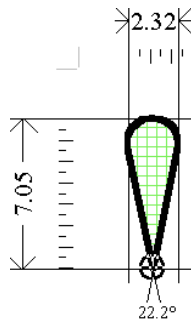
Symbol Explanation: light flare, green

Look up table affected: N/A

Called by CSP etc.: CSP LIGHTS06 Continuation A
CSP LIGHTS06 Continuation B

Pivot Point Column: 1.20
Pivot Point Row: 7.05

Width of Bounding Box: 2.32
Height of Bounding Box: 7.05



Symbol Colours:

- LITGN
- OUTLW

Comments: Outline weight 0.3 mm; arc diameter 2.32 mm
Transparency 50%

Examples on ENC: N/A

References:

S57	INT 1	
LIGHTS	G 117; P 1-11, 11.3, 12-62, 65; Q 41; R 20, 22	(P 21)

Symbol Name:	SY(LIGHTS13)	RN: 154
--------------	--------------	---------

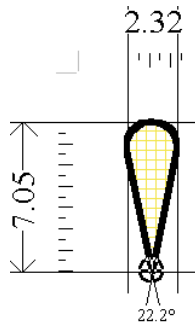
Symbol Explanation: light flare, white or yellow

Look up table affected: N/A

Called by CSP etc.: CSP LIGHTS06 Continuation A
CSP LIGHTS06 Continuation B

Pivot Point Column: 1.20
Pivot Point Row: 7.05

Width of Bounding Box: 2.32
Height of Bounding Box: 7.05




Symbol Colours: LITYW
 OUTLW

Comments: Outline weight 0.3 mm; arc diameter 2.32 mm
Transparency 50%

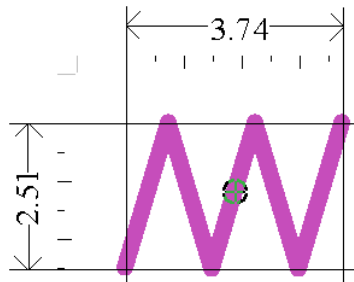
Examples on ENC: N/A

References:

S57	INT 1	
LIGHTS	G 117; P 1-11, 11.1, 11.6, 11.7, 11.8, 12-62, 65; Q 41, 130.3; R 20, 22	(Q 41) 

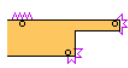
Symbol Name:	SY(LIGHTS81)	RN: 155
--------------	--------------	---------

Symbol Explanation: strip light
 Look up table affected: N/A
 Called by CSP etc.: CSP LIGHTS06
 Pivot Point Column: 1.92
 Pivot Point Row: 1.21
 Width of Bounding Box: 3.74
 Height of Bounding Box: 2.51



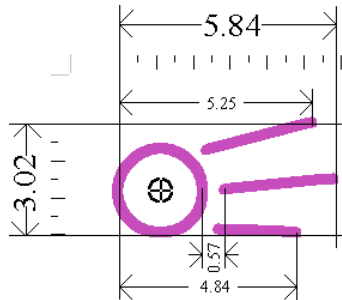
Symbol Colours: CHMGD
 Comments: Line weight 0.3 mm
 Examples on ENC: N/A

References:

S57	INT 1	
LIGHTS	P 64	

Symbol Name:	SY(LIGHTS82)	RN: 156
--------------	--------------	---------

Symbol Explanation: floodlight
 Look up table affected: N/A
 Called by CSP etc.: CSP LIGHTS06
 Pivot Point Column: 1.16
 Pivot Point Row: 1.86
 Width of Bounding Box: 5.84
 Height of Bounding Box: 3.02




Symbol Colours: CHMGD

Comments: Line weight 0.3 mm; circle diameter 2.32 mm

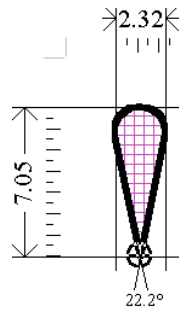
Examples on ENC: N/A

References:

S57	INT 1		
LIGHTS	G 70; P 63	(P 63)	
			(Illuminated)

Symbol Name:	SY(LITDEF11)	RN: 157
--------------	--------------	---------

Symbol Explanation: light flare
 Look up table affected: N/A
 Called by CSP etc.: CSP LIGHTS06 Continuation A
 CSP LIGHTS06 Continuation B
 Pivot Point Column: 1.20
 Pivot Point Row: 7.05
 Width of Bounding Box: 2.32
 Height of Bounding Box: 7.05




Symbol Colours: CHMGD
 OUTLW

Comments: Outline weight 0.3 mm; arc diameter 2.32 mm
 Transparency 50%

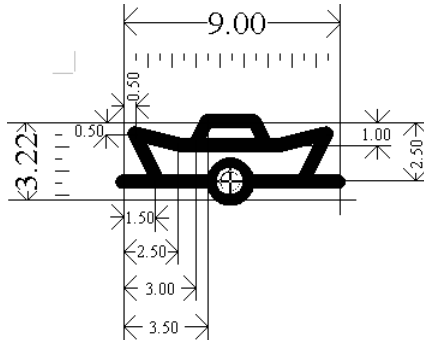
Examples on ENC: N/A

References:

S57	INT 1	
LIGHTS	G 117; P 1-10, 11, 12-15, 20.1-20.3, 22-61.1, 62; Q 41; R 20, 22	(P 2) 



Symbol Name:	SY(LITFLT01)	RN: 158
--------------	--------------	---------

Symbol Explanation: light float, paper-chart
 Look up table affected: paper chart point symbols
 Pivot Point Column: 4.50
 Pivot Point Row: 2.50
 Width of Bounding Box: 9.00
 Height of Bounding Box: 3.22



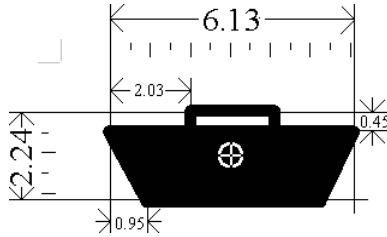
Symbol Colours: CHBLK
 Comments: Line weight 0.6 mm
 Examples on ENC: N/A

References:

S57	INT 1	
LITFLT	Q 30-31	(Q 30)  <i>Fl G. 3s</i> <i>Name</i> (Q 31)  <i>Fl 10s 12m 26M</i>

Symbol Name:	SY(LITFLT02)	RN: 159
--------------	--------------	---------

Symbol Explanation: light float, simplified
 Look up table affected: simplified point symbols
 Pivot Point Column: 3.07
 Pivot Point Row: 1.12
 Width of Bounding Box: 6.13
 Height of Bounding Box: 2.24


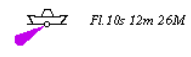


Symbol Colours: CHBLK

Comments: Line weight 0.3 mm

Examples on ENC: N/A

References:

S57	INT 1	
LITFLT	Q 30-31	(Q 30)  (Q 31) 

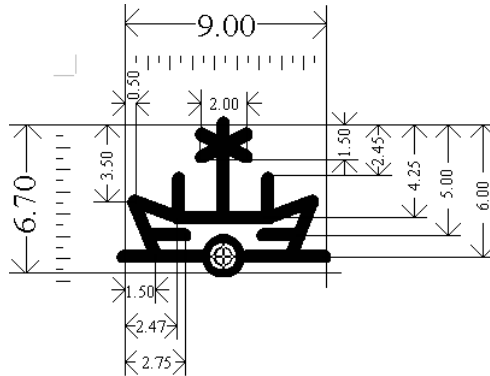
Symbol Name:	SY(LITVES01)	RN: 160
--------------	--------------	---------

Symbol Explanation: light vessel, paper-chart

Look up table affected: paper chart point symbols

Pivot Point Column: 4.50
 Pivot Point Row: 6.00

Width of Bounding Box: 9.00
 Height of Bounding Box: 6.70




Symbol Colours: CHBLK

Comments: Line weight 0.6 mm; circle diameter 1.4 mm

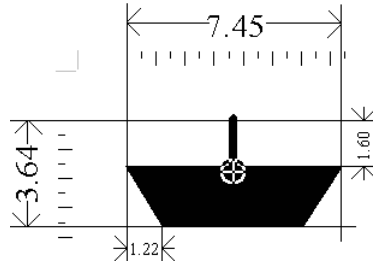
Examples on ENC: N/A

References:

S57	INT 1		
LITVES	P 6		<i>Lt V</i>

Symbol Name:	SY(LITVES02)	RN: 161
--------------	--------------	---------

Symbol Explanation: light vessel, simplified
 Look up table affected: simplified point symbols
 Pivot Point Column: 3.72
 Pivot Point Row: 1.82
 Width of Bounding Box: 7.45
 Height of Bounding Box: 3.64




Symbol Colours: CHBLK

Comments: Line weight 0.3 mm

Examples on ENC: N/A

References:

S57	INT 1		
LITVES	P 6		<i>Lt V</i>

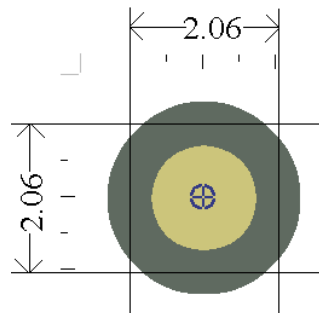
Symbol Name:	SY(LNDARE01)	RN: 162
--------------	--------------	---------

Symbol Explanation: land as a point at small scale

Look up table affected: paper chart point symbols
simplified point symbols

Pivot Point Column: 1.03
Pivot Point Row: 1.03

Width of Bounding Box: 2.06
Height of Bounding Box: 2.06



Symbol Colours:



Comments: Circle outline weight 0.6 mm; circle diameter 2.06 mm

Examples on ENC: N/A

References:

S57	INT 1	
LNDARE	K 10	<p>Height datum Chart datum</p>

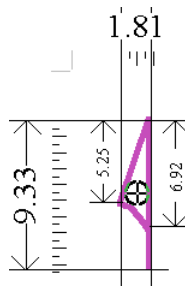
Symbol Name:	SY(LOCMAG01)	RN: 163
--------------	---------------------	---------

Symbol Explanation: cursor pick site for a magnetic anomaly at a point or along a line

Look up table affected: line symbols
paper chart point symbols
simplified point symbols

Pivot Point Column: 1.14
Pivot Point Row: 4.69

Width of Bounding Box: 1.81
Height of Bounding Box: 9.33



Symbol Colours: CHMGD

Comments: Line weight 0.3 mm

Examples on ENC: N/A

References:

S57	INT 1	
LOCMAG	B 82.1-2	(B 82.1)
		±15°

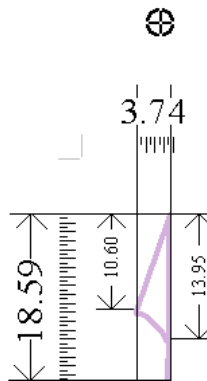
Symbol Name:	SY(LOCMAG51)	RN: 164
--------------	--------------	---------

Symbol Explanation: cursor pick site for a magnetic anomaly over an area

Look up table affected: line symbols
 area symbols with plain boundaries
 area symbols with symbolized boundaries

Pivot Point Column: 2.70
 Pivot Point Row: -21.46

Width of Bounding Box: 3.74
 Height of Bounding Box: 18.59



Symbol Colours: CHMGF

Comments: Line weight 0.6 mm

Examples on ENC: N/A

References:

S57	INT 1	
LOCMAG	B 82.1-2	(B 82.2) Local Magnetic Anomaly (see Note)

Symbol Name:	SY(LOWACC01)	RN: 165
--------------	---------------------	---------

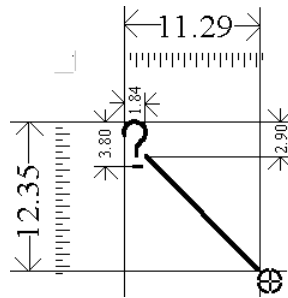
Symbol Explanation: point feature or area of low accuracy

Look up table affected: N/A

Called by CSP etc.: CSP QUAPNT02,
CSP LOWACC01

Pivot Point Column: 12.30
Pivot Point Row: 13.30

Width of Bounding Box: 11.29
Height of Bounding Box: 12.35



Symbol Colours: CHBLK

Comments: Line weight 0.3 mm

Examples on ENC: N/A

References:

S57		INT 1
not specified	B 7, 8; I 3.1, 3.2	(B 7) <i>PA</i>
COALNE	C 2, 12, 32, 33	
DEPCNT	I 31	
OBSTRN	K 43.2	
SOUNDG	I 4, 14	

Symbol Name:	SY(MAGVAR01)	RN: 166
--------------	---------------------	---------

Symbol Explanation: cursor pick site for magnetic variation at a point

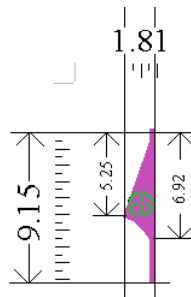
Look up table affected: paper chart point symbols
simplified point symbols

Pivot Point Column: 1.08

Pivot Point Row: 4.47

Width of Bounding Box: 1.81

Height of Bounding Box: 9.15



Symbol Colours: CHMGD

Comments: Line weight 0.3 mm

Examples on ENC: N/A

References:

S57	INT 1
MAGVAR	B 60, 66, 68.1, 70, 71

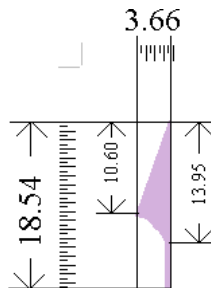
Symbol Name:	SY(MAGVAR51)	RN: 167
--------------	---------------------	---------

Symbol Explanation: cursor pick site for magnetic variation along a line or over an area

Look up table affected: line symbols
area symbols with plain boundaries
area symbols with symbolized boundaries

Pivot Point Column: 2.53
Pivot Point Row: 36.74

Width of Bounding Box: 3.66
Height of Bounding Box: 18.54



Symbol Colours: CHMGF

Comments: Line weight 0.6 mm

Examples on ENC: N/A

References:

S57	INT 1
MAGVAR	B 60, 66, 70, 71

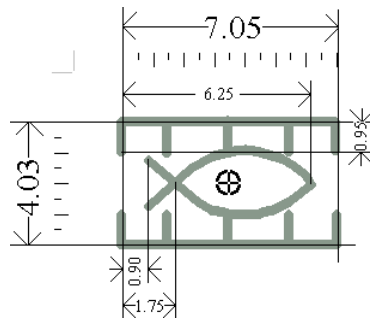
Symbol Name:	SY(MARCUL02)	RN: 168
--------------	--------------	---------

Symbol Explanation: fish farm

Look up table affected: paper chart point symbols
simplified point symbols

Pivot Point Column: 3.53
Pivot Point Row: 2.02

Width of Bounding Box: 7.05
Height of Bounding Box: 4.03



Symbol Colours: CHGRD

Pattern: N/V

Comments: Line weight 0.3 mm

Examples on ENC: N/A

References:

S57	INT 1
MARCUL	(K 48.1)
	<div style="border: 1px dashed black; padding: 5px; display: inline-block;"> (see Note) </div>

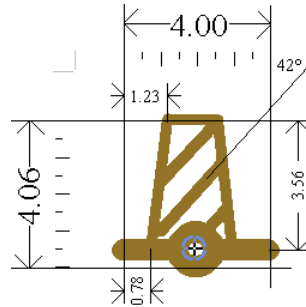
Symbol Name:	SY(MONUMT02)	RN: 169
--------------	---------------------	---------

Symbol Explanation: monument

Look up table affected: paper chart point symbols

Pivot Point Column: 1.97
 Pivot Point Row: 3.55

Width of Bounding Box: 4.00
 Height of Bounding Box: 4.06






Symbol Colours: LANDF

Comments: Line weight 0.3 mm; cross bar line weight 0.6 mm
 Circle line weight 0.3mm; circle diameter 1.0 mm

Examples on ENC: N/A

References:

S57	INT 1			
LNDMRK	E 24; G 66	(E 24)		
		<table border="1" style="background-color: #FFD700;"> <tr> <td style="text-align: center;">  </td> <td style="text-align: center;">Mon</td> </tr> </table>		Mon
	Mon			

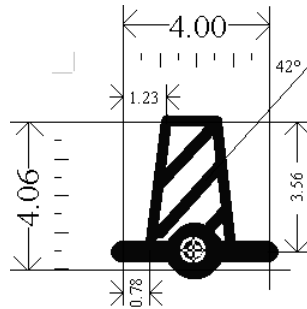
Symbol Name:	SY(MONUMT12)	RN: 170
--------------	---------------------	---------

Symbol Explanation: conspicuous monument

Look up table affected: paper chart point symbols
simplified point symbols

Pivot Point Column: 1.97
Pivot Point Row: 3.55

Width of Bounding Box: 4.00
Height of Bounding Box: 4.06






Symbol Colours: CHBLK

Comments: Line weight 0.6mm; cross bar line weight 0.6 mm
Circle line weight 0.3mm; circle diameter 1.0 mm

Examples on ENC: N/A

References:

S57	INT 1			
LNDMRK	E 2, 24; G 66	(E 24)		
		<table border="1" style="background-color: #FFD700; width: 100%;"> <tr> <td style="text-align: center;"></td> <td style="text-align: center;">Mon</td> </tr> </table>		Mon
	Mon			

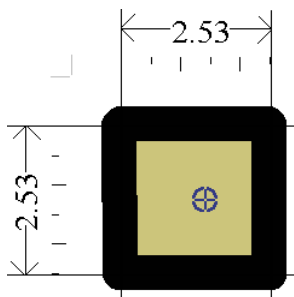
Symbol Name:	SY(MORFAC03)	RN: 171
--------------	---------------------	---------

Symbol Explanation: mooring dolphin

Look up table affected: paper chart point symbols
simplified point symbols

Pivot Point Column: 1.44
Pivot Point Row: 1.29

Width of Bounding Box: 2.53
Height of Bounding Box: 2.53





Symbol Colours:

	LANDA
	CHBLK

Comments: Outline weight 0.6 mm

Examples on ENC: N/A

References:

S57		INT 1
MORFAC	F 20	 = Dn  = Dns
SLCONS	G 171	

Symbol Name:	SY(MORFAC04)	RN: 172
--------------	--------------	---------

Symbol Explanation: deviation mooring dolphin

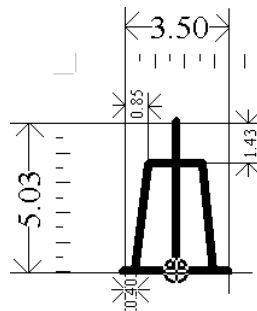
Look up table affected: paper chart point symbols
simplified point symbols

Pivot Point Column: 1.80

Pivot Point Row: 5.03

Width of Bounding Box: 3.50

Height of Bounding Box: 5.03




Symbol Colours: CHBLK

Comments: Line weight 0.3 mm

Examples on ENC: N/A

References:

S57	INT 1	
MORFAC	F 21	

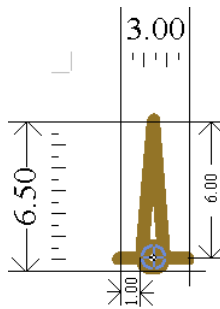
Symbol Name:	SY(MSTCON04)	RN: 173
--------------	---------------------	---------

Symbol Explanation: mast

Look up table affected: paper chart point symbols
simplified point symbols

Pivot Point Column: 1.50
Pivot Point Row: 6.00

Width of Bounding Box: 3.00
Height of Bounding Box: 6.50




Symbol Colours: LANDF

Comments: Line weight 0.3mm; circle diameter 1.0 mm

Examples on ENC: N/A

References:

S57	INT 1	
LNDMRK	E 28, 30.1; G 67, 69; P 61.1, 61.2	(E 28) 

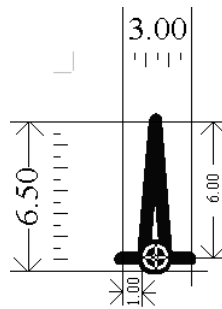
Symbol Name:	SY(MSTCON14)	RN: 174
--------------	--------------	---------

Symbol Explanation: conspicuous mast

Look up table affected: paper chart point symbols
simplified point symbols

Pivot Point Column: 1.50
Pivot Point Row: 6.00

Width of Bounding Box: 3.00
Height of Bounding Box: 6.50

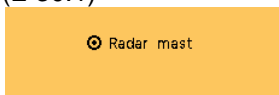


Symbol Colours: CHBLK

Comments: Line weight 0.6 mm; circle diameter 1.0 mm

Examples on ENC: N/A

References:

S57	INT 1	
LNDMRK	E 28, 30.1; G 67, 69; P 61.1, 61.2	(E 30.1) 

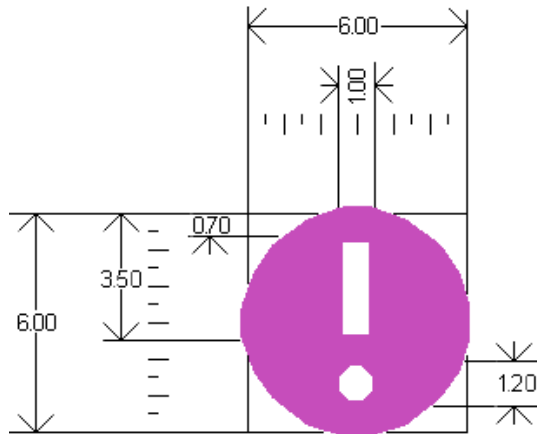
Symbol Name:	SY(NEWOBJ01)	RN:	585
--------------	--------------	-----	-----

Symbol Explanation: new object

Look up table affected: paper chart point symbols
area symbols with plain boundaries
simplified point symbols
area symbols with symbolized boundaries

Pivot Point Column: 3.00
Pivot Point Row: 3.00

Width of Bounding Box: 6.00
Height of Bounding Box: 6.00



Symbol Colours: CHMGD

Comments: Line weight 0.3 mm

Examples on ENC: N/A

References:

S57 E3.1.1	INT 1
NEWOBJ	N/A

Symbol Name:	SY(NORTHAR1)	RN: 175
--------------	---------------------	---------

Symbol Explanation: north arrow

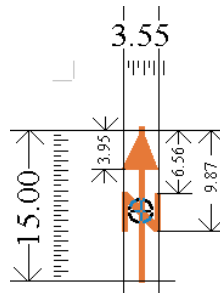
Look up table affected: N/A

Pivot Point Column: 1.93

Pivot Point Row: 8.25

Width of Bounding Box: 3.55

Height of Bounding Box: 15.00



Symbol Colours: SCLBR

Comments: Line weight 0.6 mm
See PresLib section 8.5.4

Examples on ENC: N/A

References:

S57	INT 1
-----	-------

Symbol Name:	SY(NOTBRD11)	RN: 176
--------------	---------------------	---------

Symbol Explanation: conspicuous notice board

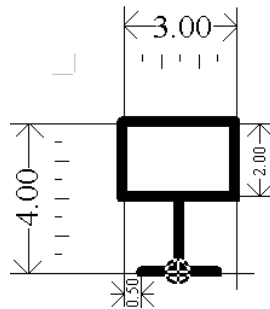
Look up table affected: paper chart point symbols
simplified point symbols

Pivot Point Column: 1.50

Pivot Point Row: 4.00

Width of Bounding Box: 3.00

Height of Bounding Box: 4.00



Symbol Colours: CHBLK

Comments: Line weight 0.6mm

Examples on ENC: N/A

References:

S57	INT 1	
BCNSPP	Q 126	☐

Symbol Name:	SY(OBSTRN01)	RN: 177
--------------	--------------	---------

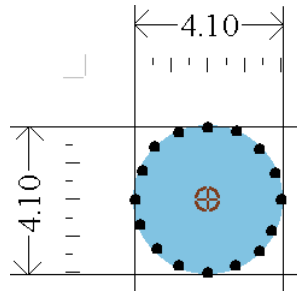
Symbol Explanation: obstruction, depth not stated

Look up table affected: N/A

Called by CSP etc.: CSP OBSTRN07 Continuation A

Pivot Point Column: 2.05
Pivot Point Row: 2.05

Width of Bounding Box: 4.10
Height of Bounding Box: 4.10




Symbol Colours :

- DEPVS
- CHBLK

Comments: Circle line diameter 4.1 mm;
Dot diameter 0.3 mm; 16 dots around the circle

Examples on ENC: N/A

References:

S57		INT 1
OBSTRN	I 2, 4; K 1, 16, 40, 42	(K 1) 

Symbol Name:	SY(OBSTRN02)	RN: 178
--------------	---------------------	---------

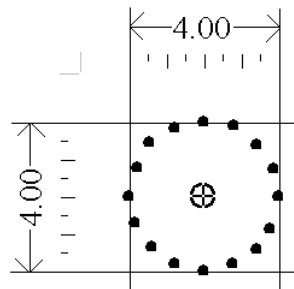
Symbol Explanation: obstruction in the intertidal area

Look up table affected: N/A

Called by CSP etc.: Earlier version of CSP OBSTRN

Pivot Point Column: 2.00
Pivot Point Row: 2.00

Width of Bounding Box: 4.00
Height of Bounding Box: 4.00



Symbol Colours: CHBLK

Comments: Circle line diameter 4.0 mm;
Dot diameter 0.3 mm; 16 dots around the circle

Examples on ENC: N/A

References:

S57	INT 1
-----	-------

Symbol Name:	SY(OBSTRN03)	RN: 526
--------------	---------------------	---------

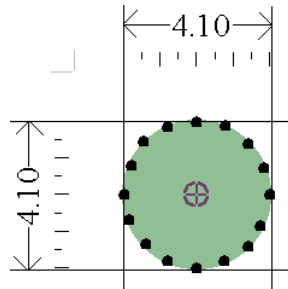
Symbol Explanation: obstruction which covers and uncovers

Look up table affected: N/A

Called by CSP etc.: CSP OBSTRN07 Continuation A

Pivot Point Column: 2.05
Pivot Point Row: 2.05

Width of Bounding Box: 4.10
Height of Bounding Box: 4.10



Symbol Colours:

- DEPIT
- CHBLK

Comments: Circle line diameter 4.1 mm;
Dot diameter 0.3 mm; 16 dots around the circle

Examples on ENC: N/A

References:

S57	INT 1	
OBSTRN	K 1	

Symbol Name:	SY(OBSTRN11)	RN: 179
--------------	--------------	---------

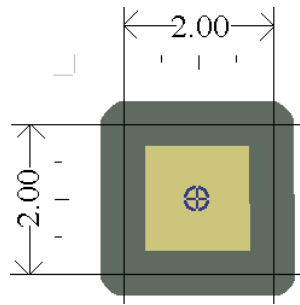
Symbol Explanation: obstruction in the water which is always above water level

Look up table affected: N/A


Called by CSP etc.: CSP OBSTRN07 Continuation A

Pivot Point Column: 1.00
Pivot Point Row: 1.01

Width of Bounding Box: 2.00
Height of Bounding Box: 2.00




Symbol Colours:

	CSTLN
	LANDA

Comments: Line weight 0.6 mm

Examples on ENC: N/A

References:

S57		INT 1
OBSTRN	G 179, 180; L 23	(L 23)  * ©Pipe

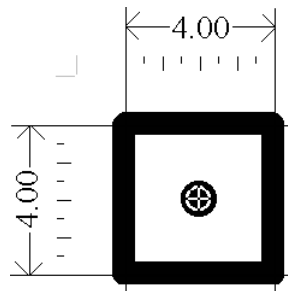
Symbol Name:	SY(OFSPLF01)	RN: 180
--------------	--------------	---------

Symbol Explanation: offshore platform

Look up table affected: paper chart point symbols
simplified point symbols

Pivot Point Column: 2.00
Pivot Point Row: 2.00

Width of Bounding Box: 4.00
Height of Bounding Box: 4.00




Symbol Colours: CHBLK

Comments: Line weight 0.6 mm; point diameter 1.0 mm

Examples on ENC: N/A

References:

S57	INT 1	
OFSPFL	L 2, 10, 11-15, 17	(L 2)  Z-44

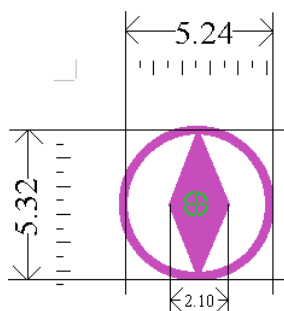
Symbol Name:	SY(PILBOP02)	RN: 187
--------------	--------------	---------

Symbol Explanation: pilot boarding place

Look up table affected: paper chart point symbols
area symbols with plain boundaries
simplified point symbols
area symbols with symbolized boundaries

Pivot Point Column: 2.59
Pivot Point Row: 2.69

Width of Bounding Box: 5.24
Height of Bounding Box: 5.32




Symbol Colours: CHMGD

Comments: Line weight 0.3 mm; circle diameter 5.24 mm

Examples on ENC: N/A

References:

S57		INT 1
PILBOP	T 1.1-1.4	(T 1.1) 

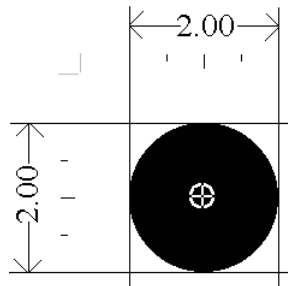
Symbol Name:	SY(PILPNT02)	RN: 188
--------------	--------------	---------

Symbol Explanation: pile or bollard

Look up table affected: paper chart point symbols
simplified point symbols

Pivot Point Column: 1.00
Pivot Point Row: 1.00

Width of Bounding Box: 2.00
Height of Bounding Box: 2.00



Symbol Colours: CHBLK

Comments: Point diameter 2.0 mm

Examples on ENC: N/A

References:

S57	INT 1	
MORFAC	G 181	
PILPNT	F 22; G 179, 180	(F 22)
		•

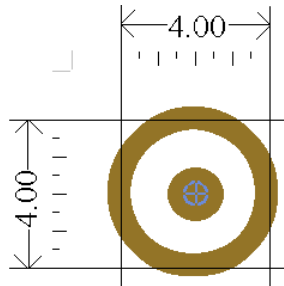
Symbol Name:	SY(POSGEN01)	RN: 193
--------------	-----------------------	---------

Symbol Explanation: position of a point feature

Look up table affected: paper chart point symbols
simplified point symbols

Pivot Point Column: 2.00
Pivot Point Row: 2.00

Width of Bounding Box: 4.00
Height of Bounding Box: 4.00



Symbol Colours: LANDF

Comments: Circle line weight 0.3mm; circle diameter 4.0 mm
Point diameter 1.6 mm

Examples on ENC: N/A

References:

S57	INT 1	
LNDMRK	E 10.3, 17	
RADSTA	M 30; S 1	(M 30) ⊗ Radar Surveillance Station

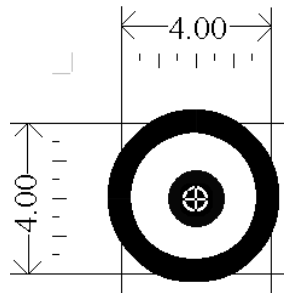
Symbol Name:	SY(POSGEN03)	RN: 194
--------------	---------------------	---------

Symbol Explanation: position of a conspicuous point feature

Look up table affected: paper chart point symbols
simplified point symbols

Pivot Point Column: 2.00
Pivot Point Row: 2.00

Width of Bounding Box: 4.00
Height of Bounding Box: 4.00



Symbol Colours: CHBLK

Pattern: N/V

Comments: Circle line weight 0.6 mm; circle diameter 4.0 mm
Point diameter 1.6 mm

Examples on ENC: N/V

References:

S57	INT 1	
BUISGL	Not specified	
LNDMRK	E 2, 17	
PYLONS	D 26	

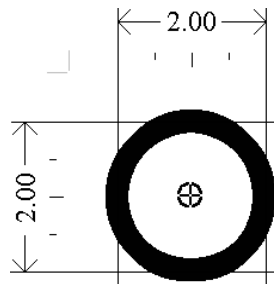
Symbol Name:	SY(POSGEN04)	RN: 195
--------------	---------------------	---------

Symbol Explanation: position of an elevation or control point

Look up table affected: paper chart point symbols
area symbols with plain boundaries
simplified point symbols
area symbols with symbolized boundaries

Pivot Point Column: 1.00
Pivot Point Row: 1.00

Width of Bounding Box: 2.00
Height of Bounding Box: 2.00





Symbol Colours: CHBLK

Pattern: N/V

Comments: Circle line weight 0.6 mm

Examples on ENC: N/V

References:

S57	INT 1	
CHKPNT	not specified	
CTRPNT	B 20-24	(B 21) 
LNDELV	C 10-13 G 24, 25; K 10, 20	(C 11) 
LNDRGN	C 33; G 3-12, 20, 21, 23, 26, 29-33, 35, 36	

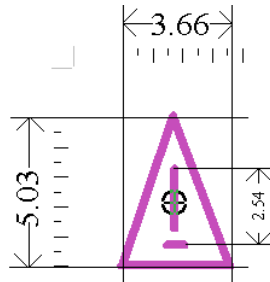
Symbol Name:	SY(PRCARE12)	RN: 197
--------------	-----------------------	---------

Symbol Explanation: point symbol for traffic precautionary area

Look up table affected: paper chart point symbols
simplified point symbols

Pivot Point Column: 1.77
Pivot Point Row: 2.93

Width of Bounding Box: 3.66
Height of Bounding Box: 5.03




Symbol Colours: TRFCD

Pattern: N/V

Comments: Line weight 0.3 mm

Examples on ENC: N/V

References:

S57		INT 1	
PRCARE	M 16, 24	(M 16)	 <i>Precautionary Area</i>

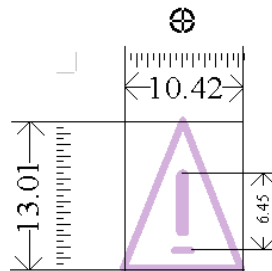
Symbol Name:	SY(PRCARE51)	RN: 198
--------------	-----------------------	---------

Symbol Explanation: traffic precautionary area

Look up table affected: area symbols with plain boundaries
area symbols with symbolized boundaries

Pivot Point Column: 5.12
Pivot Point Row: -8.84

Width of Bounding Box: 10.42
Height of Bounding Box: 13.01



Symbol Colours: TRFCF

Pattern: N/V

Comments: Line weight 0.6 mm

Examples on ENC: N/V

References:

S57	INT 1
PRCARE	M 16, 24

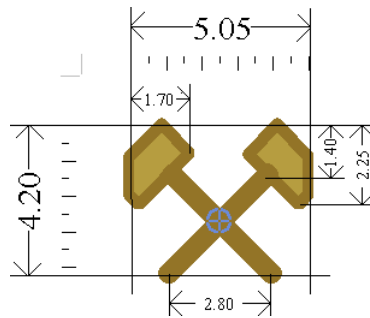
Symbol Name:	SY(PRDINS02)	RN: 199
--------------	--------------	---------

Symbol Explanation: mine, quarry

Look up table affected: paper chart point symbols
simplified point symbols

Pivot Point Column: 2.55
Pivot Point Row: 2.75

Width of Bounding Box: 5.05
Height of Bounding Box: 4.20



Symbol Colours:


- LANDF
- CHBRN

Pattern: N/V

Comments: Hammer head outline weight 0.3 mm; Handle line weight 0.6 mm

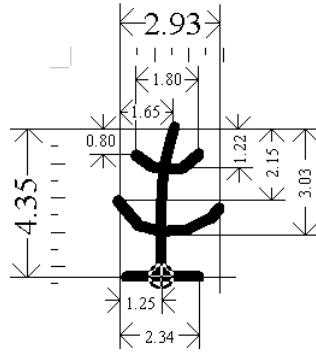
Examples on ENC: N/V

References:

S57	INT 1	
PRDARE	E 35.1, 35.2	(E 35.2)
		


Symbol Name:	SY(PRICKE03)	RN: 200
--------------	---------------------	---------

Symbol Explanation: withy, port-hand, paper-chart
 Look up table affected: paper chart point symbols
 Pivot Point Column: 1.25
 Pivot Point Row: 4.35
 Width of Bounding Box: 2.93
 Height of Bounding Box: 4.35



Symbol Colours: CHBLK
 Pattern: N/V
 Comments: Line weight 0.3 mm
 Examples on ENC: N/V

References:

S57	INT 1	
BCNLAT	Q 92	

Symbol Name:	SY(PRICKE04)	RN: 201
--------------	--------------	---------

Symbol Explanation: withy, starboard-hand, paper-chart

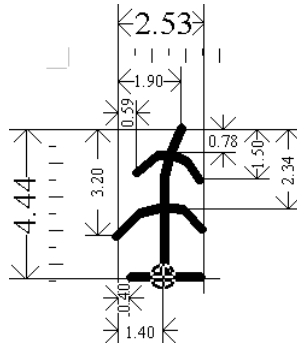
Look up table affected: paper chart point symbols

Pivot Point Column: 1.41

Pivot Point Row: 4.44

Width of Bounding Box: 2.53

Height of Bounding Box: 4.44




Symbol Colours: CHBLK

Pattern: N/V

Comments: Line weight 0.3 mm

Examples on ENC: N/V

References:

S57	INT 1	
BCNLAT	Q 92	

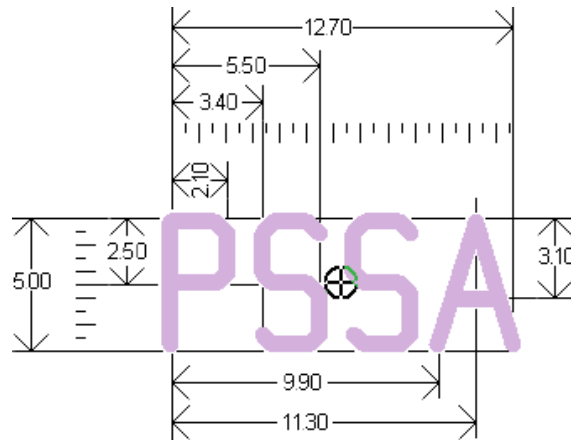
Symbol Name:	SY(PSSARE01)	RN: 519
--------------	--------------	---------

Symbol Explanation: PSSA - centred symbol

Look up table affected: area symbols with plain boundaries
area symbols with symbolized boundaries

Pivot Point Column: 6.35
Pivot Point Row: 6.35

Width of Bounding Box: 12.70
Height of Bounding Box: 5.00





Symbol Colours: CHMGF

Comments: Line weight 0.6 mm

Examples on ENC: N/A

References:

S57 E.3.1.1	INT 1	
RESARE, CATREA 28	N22	 

Symbol Name:	SY(QUAPOS01)	RN: 202
--------------	--------------	---------

Symbol Explanation: position approximate

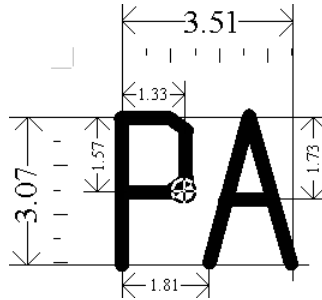
Look up table affected: N/V

Pivot Point Column: 1.32

Pivot Point Row: 1.56

Width of Bounding Box: 3.51

Height of Bounding Box: 3.07



Symbol Colours: CHBLK

Pattern: N/V

Comments: Line weight 0.3 mm

Examples on ENC: N/V

References:

S57	INT 1	
As applicable	B 7	PA

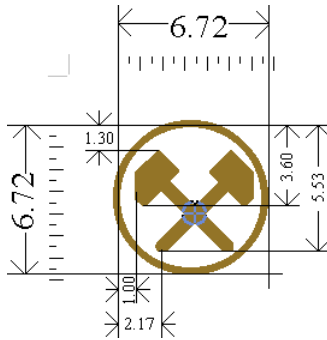
Symbol Name:	SY(QUARRY01)	RN: 203
--------------	--------------	---------

Symbol Explanation: quarry

Look up table affected: area symbols with plain boundaries
area symbols with symbolized boundaries

Pivot Point Column: 3.52
Pivot Point Row: 4.08

Width of Bounding Box: 6.72
Height of Bounding Box: 6.72




Symbol Colours: LANDF

Pattern: N/V

Comments: Circle line weight 0.3 mm; circle diameter 6.72 mm
Hammer line weight 0.6 mm

Examples on ENC: N/V

References:

S57	INT 1	
PRDARE	E 35.1, 35.2	(E 35.1) 

Symbol Name:	SY(QUESMRK1)	RN: 204
--------------	--------------	---------

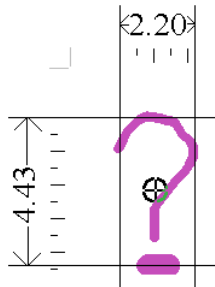
Symbol Explanation: object which is not sufficiently described to be symbolized, or for which no symbol exists in the symbol library

Look up table affected: paper chart point symbols
area symbols with plain boundaries
simplified point symbols
area symbols with symbolized boundaries
line symbols

Called by CSP etc.: CSP LIGHTS06 Continuation A

Pivot Point Column: 1.10
Pivot Point Row: 2.22

Width of Bounding Box: 2.20
Height of Bounding Box: 4.43



Symbol Colours: CHMGD

Pattern: N/V

Comments: Question mark line weight 0.3 mm; dot line weight 0.6 mm

Examples on ENC: N/V

References:

S57	INT 1
Not specified	

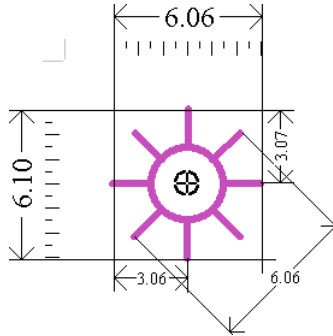
Symbol Name:	SY(RACNSP01)	RN: 205
--------------	--------------	---------

Symbol Explanation: symbol indicating this object is radar conspicuous

Look up table affected: line symbols

Pivot Point Column: 3.04
 Pivot Point Row: 3.05

Width of Bounding Box: 6.06
 Height of Bounding Box: 6.10




Symbol Colours: CHMGD

Comments: Line weight 0.3 mm; circle diameter 2.98mm

Examples on ENC: N/A

References:

S57		INT 1
Not specified	S 4, 5	(S 5) 
CBLOHD	D 26	
CONVYR	D 25; G 182	
PIPOHD	D 28	

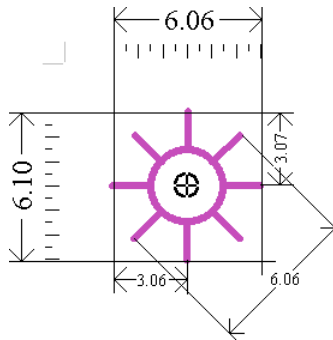
Symbol Name:	SY(RADRFL03)	RN: 206
--------------	--------------	---------

Symbol Explanation: radar reflector

Look up table affected: paper chart point symbols
simplified point symbols

Pivot Point Column: 3.04
Pivot Point Row: 3.05

Width of Bounding Box: 6.06
Height of Bounding Box: 6.10



Symbol Colours: CHMGD

Comments: Line weight 0.3 mm; circle diameter 2.98mm

Examples on ENC: N/A

References:

S57	INT 1
RADRFL	Not specified

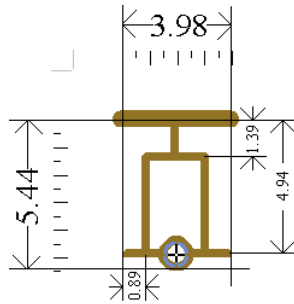
Symbol Name:	SY(RASCAN01)	RN: 207
--------------	--------------	---------

Symbol Explanation: radar scanner

Look up table affected: paper chart point symbols
simplified point symbols

Pivot Point Column: 2.02
Pivot Point Row: 4.94

Width of Bounding Box: 3.98
Height of Bounding Box: 5.44



Symbol Colours: LANDF

Comments: Line weight 0.3 mm; upper bar line weight 0.3mm
Circle diameter 1.0 mm

Examples on ENC: N/A

References:

S57	INT 1	
LNDMRK	E 30.3	⊕ Radar Sc

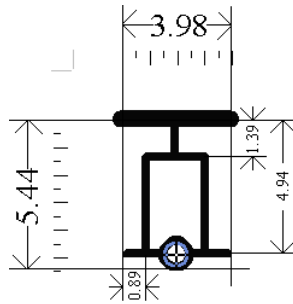
Symbol Name:	SY(RASCAN11)	RN: 208
--------------	--------------	---------

Symbol Explanation: conspicuous radar scanner

Look up table affected: paper chart point symbols
simplified point symbols

Pivot Point Column: 2.07
Pivot Point Row: 4.92

Width of Bounding Box: 3.98
Height of Bounding Box: 5.44



Symbol Colours: CHBLK

Comments: Line weight 0.6mm; upper bar line weight 0.6 mm
Circle diameter 1.0 mm

Examples on ENC: N/A

References:

S57	INT 1	
LNDMRK	E 2, 30.3	(E 30.3)

Symbol Name:	SY(RCLDEF01)	RN: 209
--------------	--------------	---------

Symbol Explanation: radio calling-in point whose direction is not known

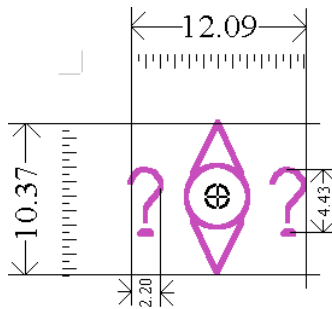
Look up table affected: line symbols
paper chart point symbols
simplified point symbols

Pivot Point Column: 6.07

Pivot Point Row: 5.17

Width of Bounding Box: 12.09

Height of Bounding Box: 10.37



Symbol Colours: CHMGD

Comments: Line weight 0.3 mm; circle diameter 4.36 mm
Question mark line weight 0.3 mm; dot line weight 0.6 mm

Examples on ENC: N/A

References:

S57	INT 1	
RDOCAL	M 40	

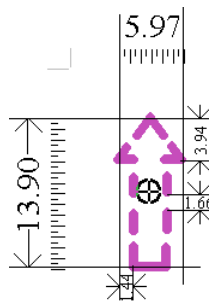
Symbol Name:	SY(RCTLPT52)	RN: 210
--------------	--------------	---------

Symbol Explanation: recommended traffic direction between parts of a traffic separation scheme, or for ships not needing a deep water route

Look up table affected: paper chart point symbols
area symbols with plain boundaries
simplified point symbols
area symbols with symbolized boundaries

Pivot Point Column: 2.97
Pivot Point Row: 6.94

Width of Bounding Box: 5.97
Height of Bounding Box: 13.90



Symbol Colours: TRFCD

Comments: Line weight 0.9 mm

Examples on ENC: N/A

References:

S57	INT 1
RCTLPT	not specified

Symbol Name:	SY(RDOCAL02)	RN: 211
--------------	--------------	---------

Symbol Explanation: radio calling-in point for traffic in one direction only

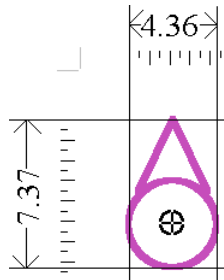
Look up table affected: line symbols
paper chart point symbols
simplified point symbols

Pivot Point Column: 2.18

Pivot Point Row: 5.19

Width of Bounding Box: 4.36

Height of Bounding Box: 7.37



Symbol Colours: TRFCD

Comments: Line weight 0.3 mm; circle diameter 4.36 mm

Examples on ENC: N/A

References:

S57		INT 1
RDOCAL	M 40	

Symbol Name:	SY(RDOCAL03)	RN: 212
--------------	--------------	---------

Symbol Explanation: radio calling-in point for traffic in both directions

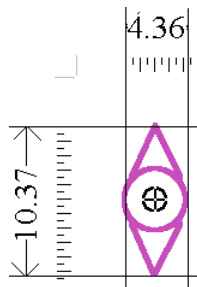
Look up table affected: line symbols
paper chart point symbols
simplified point symbols

Pivot Point Column: 2.18

Pivot Point Row: 5.19

Width of Bounding Box: 4.36

Height of Bounding Box: 10.37




Symbol Colours:  TRFCD

Comments: Line weight 0.3 mm; circle diameter 4.36 mm

Examples on ENC: N/A

References:

S57	INT 1	
RDOCAL	M 40	

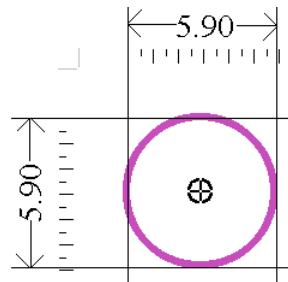
Symbol Name:	SY(RDOSTA02)	RN: 213
--------------	--------------	---------

Symbol Explanation: radio station

Look up table affected: paper chart point symbols
simplified point symbols

Pivot Point Column: 2.97
Pivot Point Row: 2.95

Width of Bounding Box: 5.90
Height of Bounding Box: 5.90





Symbol Colours: CHMGD

Comments: Line weight 0.3 mm; circle diameter 5.9 mm

Examples on ENC: N/A

References:

S57		INT 1
RADSTA	M 30; S 1	(M 30)  Radar Surveillance Station
RDOSTA	S 10-16	(S 10)  Name RC

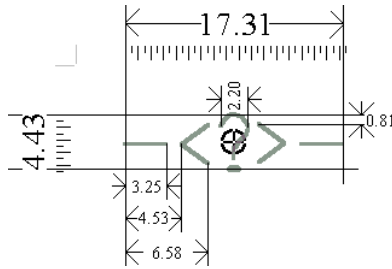
Symbol Name:	SY(RECDEF51)	RN: 214
--------------	--------------	---------

Symbol Explanation: recommended track as an area, direction not defined in data

Look up table affected: area symbols with plain boundaries
area symbols with symbolized boundaries

Pivot Point Column: 8.74
Pivot Point Row: 2.34

Width of Bounding Box: 17.31
Height of Bounding Box: 4.43



Symbol Colours: CHGRD

Comments: Line weight 0.3 mm
Question mark line weight 0.3mm; question mark dot weight 0.6 mm

Examples on ENC: N/A

References:

S57	INT 1
RECTRC	M 1, 3-4, 5.1, 5.2, 6 (M 6)
	<p>————— < 7,3 m > —————</p> <p>----- < 7,3 m > -----</p>

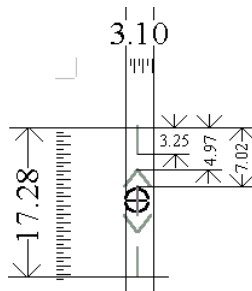
Symbol Name:	SY(RECTRC55)	RN: 215
--------------	--------------	---------

Symbol Explanation: recommended two-way track as an area, not based on fixed marks

Look up table affected: area symbols with plain boundaries
area symbols with symbolized boundaries

Pivot Point Column: 1.53
Pivot Point Row: 8.62

Width of Bounding Box: 3.10
Height of Bounding Box: 17.28



Symbol Colours: CHGRD

Comments: Line weight 0.3 mm

Examples on ENC: N/A

References:

S57	INT 1
RECTRC	M 4, 5.2, 6, 32.2 (M 4) ---<--->--- ^{090,5°-270,5°} --- ---<--->---

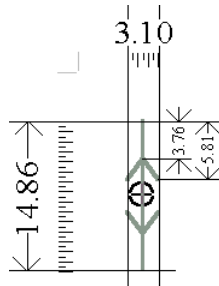
Symbol Name:	SY(RECTRC56)	RN: 216
--------------	--------------	---------

Symbol Explanation: recommended two-way track as an area, based on fixed marks

Look up table affected: area symbols with plain boundaries
area symbols with symbolized boundaries

Pivot Point Column: 1.52
Pivot Point Row: 7.45

Width of Bounding Box: 3.10
Height of Bounding Box: 14.86



Symbol Colours: CHGRD

Comments: Line weight 0.3 mm

Examples on ENC: N/A

References:

S57	INT 1
RECTRC	(M 3) <u>2 Bns \neq 090,5°-270,5°</u>
M 3, 5.2, 6; P 20.1, 20.2, 30.2	

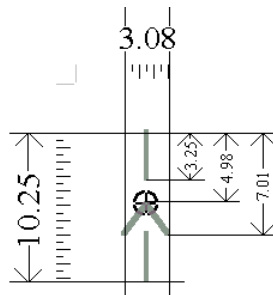
Symbol Name:	SY(RECTRC57)	RN: 217
--------------	---------------------	---------

Symbol Explanation: recommended one-way track as an area, not based on fixed marks

Look up table affected: area symbols with plain boundaries
area symbols with symbolized boundaries

Pivot Point Column: 1.56
Pivot Point Row: 4.95

Width of Bounding Box: 3.08
Height of Bounding Box: 10.25



Symbol Colours: CHGRD

Comments: Line weight 0.3 mm

Examples on ENC: N/A

References:

S57	INT 1
RECTRC	M 5.1
	--<-----<-----

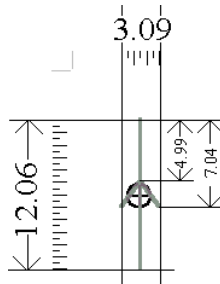
Symbol Name:	SY(RECTRC58)	RN: 218
--------------	---------------------	---------

Symbol Explanation: recommended one-way track as an area, based on fixed marks

Look up table affected: area symbols with plain boundaries
area symbols with symbolized boundaries

Pivot Point Column: 1.57
Pivot Point Row: 6.21

Width of Bounding Box: 3.09
Height of Bounding Box: 12.06



Symbol Colours: CHGRD

Comments: Line weight 0.3 mm

Examples on ENC: N/A

References:

S57	INT 1	
RECTRC	M 5.1	

Symbol Name:	SY(RETRFL01)	RN: 220
--------------	--------------	---------

Symbol Explanation: retro reflector, paper chart

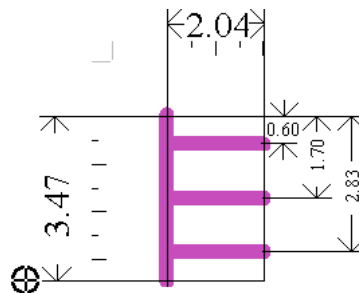
Look up table affected: paper chart point symbols

Pivot Point Column: -3.02

Pivot Point Row: 3.45

Width of Bounding Box: 2.04

Height of Bounding Box: 3.47



Symbol Colours: CHMGD

Comments: Line weight 0.3 mm

Examples on ENC: N/A

References:

S57	INT 1
RETRFL	not specified

Symbol Name:	SY(RETRFL02)	RN: 221
--------------	--------------	---------

Symbol Explanation: retro reflector, simplified

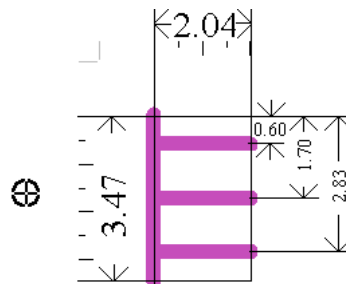
Look up table affected: simplified point symbols

Pivot Point Column: -2.79

Pivot Point Row: 1.66

Width of Bounding Box: 2.04

Height of Bounding Box: 3.47



Symbol Colours: CHMGD

Comments: Line weight 0.3 mm

Examples on ENC: N/A

References:

S57	INT 1
RETRFL	not specified

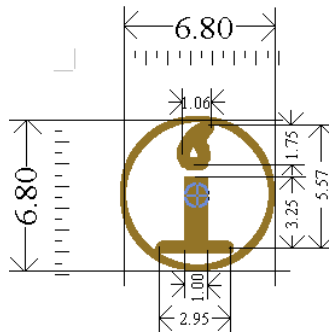
Symbol Name:	SY(RFNERY01)	RN: 222
--------------	--------------	---------

Symbol Explanation: refinery

Look up table affected: area symbols with plain boundaries
area symbols with symbolized boundaries

Pivot Point Column: 3.41
Pivot Point Row: 3.53

Width of Bounding Box: 6.80
Height of Bounding Box: 6.80



Symbol Colours: LANDF

Comments: Circle line weight 0.3 mm; circle diameter 6.8 mm
Flame and lower bar line weight 0.3 mm
Vertical bar line weight 0.9 mm

Examples on ENC: N/A

References:

S57	INT 1
PRDARE	G 87

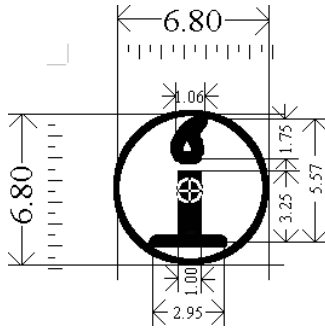
Symbol Name:	SY(RFNERY11)	RN: 223
--------------	--------------	---------

Symbol Explanation: conspicuous refinery

Look up table affected: area symbols with plain boundaries
area symbols with symbolized boundaries

Pivot Point Column: 3.32
Pivot Point Row: 3.58

Width of Bounding Box: 6.80
Height of Bounding Box: 6.80



Symbol Colours: CHBLK

Comments: Circle line weight 0.6 mm; circle diameter 7.4 mm
Flame and lower bar line weight 0.6 mm
Vertical bar line weight 0.9 mm

Examples on ENC: N/A

References:

S57	INT 1
PRDARE	E 2; G 87

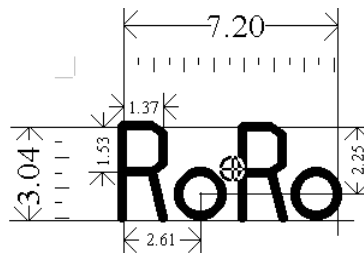
Symbol Name:	SY(ROLROL01)	RN: 224
--------------	--------------	---------

Symbol Explanation: RoRo terminal

Look up table affected: paper chart point symbols
area symbols with plain boundaries
simplified point symbols
area symbols with symbolized boundaries

Pivot Point Column: 3.67
Pivot Point Row: 1.42

Width of Bounding Box: 7.20
Height of Bounding Box: 3.04



Symbol Colours: CHBLK

Comments: Line weight 0.3 mm; circle diameter 1.48 mm

Examples on ENC: N/A

References:

S57	INT 1	
HRBFAC	F 50	RoRo

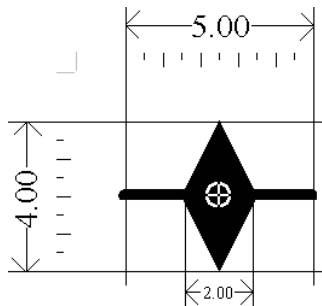
Symbol Name:	SY(RSCSTA02)	RN: 225
--------------	--------------	---------

Symbol Explanation: rescue station

Look up table affected: paper chart point symbols
simplified point symbols

Pivot Point Column: 2.51
Pivot Point Row: 2.00

Width of Bounding Box: 5.00
Height of Bounding Box: 4.00




Symbol Colours: CHBLK

Comments: Line weight 0.3 mm

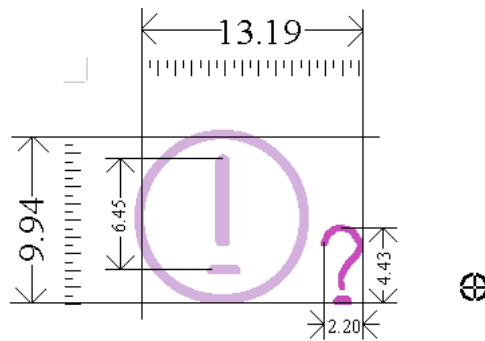
Examples on ENC: N/A


References:

S57		INT 1
RSCSTA	T 11-14	(T 12)
		

Symbol Name:	SY(RSRDEF51)	RN: 226
--------------	--------------	---------

Symbol Explanation:	area in which undefined restrictions exist
Look up table affected:	N/A
Called by CSP etc.:	CSP RESARE04, CSP RESARE04 Continuation E, CSP RESCSP02
Pivot Point Column:	19.79
Pivot Point Row:	8.84
Width of Bounding Box:	13.19
Height of Bounding Box:	9.94



Symbol Colours:	 TRFCF
	 CHMGD

Comments: Line weight 0.6 mm; circle diameter 9.94 mm;
Other symbol dimensions like SY(CTNARE51)

Examples on ENC: N/A

References:

S57		INT 1
RESARE	N 2.1	

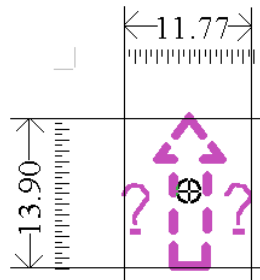
Symbol Name:	SY(RTLDEF51)	RN: 227
--------------	--------------	---------

Symbol Explanation: recommended route between parts of a traffic separation scheme, or for ships not needing a deep water route, with the direction not specified in the data

Look up table affected: paper chart point symbols
area symbols with plain boundaries
simplified point symbols
area symbols with symbolized boundaries

Pivot Point Column: 6.18
Pivot Point Row: 6.94

Width of Bounding Box: 11.77
Height of Bounding Box: 13.90



Symbol Colours:



Comments: Line weight 0.9 mm
Question mark line weight 0.3 mm; dot line weight 0.6 mm
"Arrow" dimension like RCTLPT52
"Question mark" dimension like QUESMRK1

Examples on ENC: N/A

References:

S57	INT 1
RCTLPT	not specified

Symbol Name:	SY(RTPBCN02)	RN: 228
--------------	--------------	---------

Symbol Explanation: radar transponder beacon

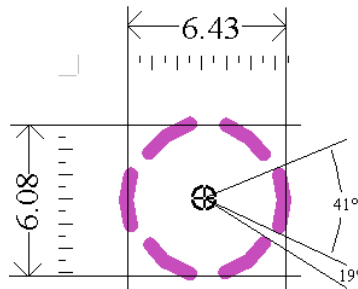
Look up table affected: paper chart point symbols
simplified point symbols

Pivot Point Column: 3.21

Pivot Point Row: 3.04

Width of Bounding Box: 6.43

Height of Bounding Box: 6.08




Symbol Colours: CHMGD

Comments: Line weight 0.6 mm; circle diameter 6.08 mm

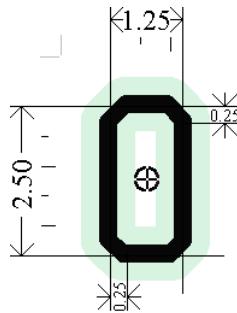
Examples on ENC: N/A

References:

S57	INT 1	
RTPBCN	S 2-3	(S 3) 

Symbol Name:	SY(SAFCON00)	RN: 528
--------------	---------------------	---------

Symbol Explanation: contour label
 Look up table affected: N/A
 Called by CSP etc.: CSP SAFCON01
 Pivot Point Column: 0.65
 Pivot Point Row: 1.25
 Width of Bounding Box: 1.25
 Height of Bounding Box: 2.50



Symbol Colours: DEPDW
 SNDG2

Comments: Background line weight 0.9 mm; foreground line weight 0.3 mm

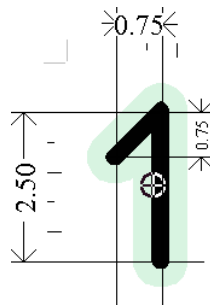
Examples on ENC N/A

References:

S57	INT 1	
DEPARE	not specified	
DEPCNT	I 30, 31	(I 30)
DRGARE	not specified	

Symbol Name:	SY(SAFCON01)	RN: 529
--------------	--------------	---------

Symbol Explanation: contour label
 Look up table affected: N/A
 Called by CSP etc.: CSP SAFCON01
 Pivot Point Column: 0.65
 Pivot Point Row: 1.25
 Width of Bounding Box: 0.75
 Height of Bounding Box: 2.50



Symbol Colours: DEPDW
 SNDG2

Comments: Background line weight 0.9 mm; foreground line weight 0.3 mm

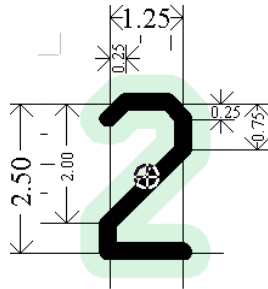
Examples on ENC N/A

References:

S57	INT 1	
DEPARE	not specified	
DEPCNT	I 30, 31	(I 30)
DRGARE	not specified	

Symbol Name:	SY(SAFCON02)	RN: 530
--------------	---------------------	---------

Symbol Explanation: contour label
 Look up table affected: N/A
 Called by CSP etc.: CSP SAFCON01
 Pivot Point Column: 0.65
 Pivot Point Row: 1.25
 Width of Bounding Box: 1.25
 Height of Bounding Box: 2.50



Symbol Colours: DEPDW
 SNDG2

Comments: Background line weight 0.9 mm; foreground line weight 0.3 mm

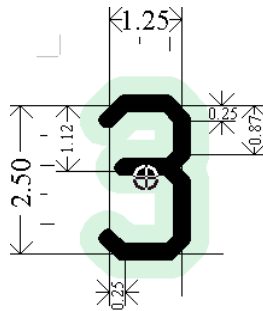
Examples on ENC N/A

References:

S57	INT 1	
DEPARE	not specified	
DEPCNT	I 30, 31	(I 30)
DRGARE	not specified	

Symbol Name:	SY(SAFCON03)	RN: 531
--------------	---------------------	---------

Symbol Explanation: contour label
 Look up table affected: N/A
 Called by CSP etc.: CSP SAFCON01
 Pivot Point Column: 0.65
 Pivot Point Row: 1.25
 Width of Bounding Box: 1.25
 Height of Bounding Box: 2.50



Symbol Colours: DEPDW
 SNDG2

Comments: Background line weight 0.9 mm; foreground line weight 0.3 mm

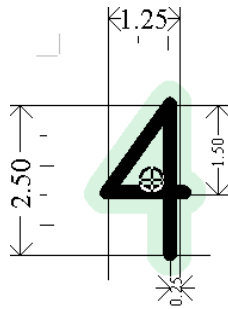
Examples on ENC N/A

References:

S57	INT 1	
DEPARE	not specified	
DEPCNT	I 30, 31	(I 30)
DRGARE	not specified	

Symbol Name:	SY(SAFCON04)	RN: 532
--------------	--------------	---------

Symbol Explanation: contour label
 Look up table affected: N/A
 Called by CSP etc.: CSP SAFCON01
 Pivot Point Column: 0.65
 Pivot Point Row: 1.25
 Width of Bounding Box: 1.25
 Height of Bounding Box: 2.50



Symbol Colours: DEPDW
 SNDG2

Comments: Background line weight 0.9 mm; foreground line weight 0.3 mm

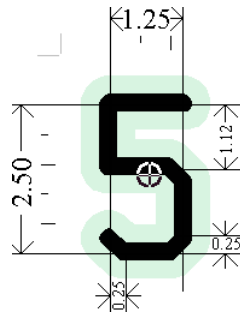
Examples on ENC N/A

References:

S57	INT 1	
DEPARE	not specified	
DEPCNT	I 30, 31	(I 30)
DRGARE	not specified	

Symbol Name:	SY(SAFCON05)	RN: 533
--------------	--------------	---------

Symbol Explanation: contour label
 Look up table affected: N/A
 Called by CSP etc.: CSP SAFCON01
 Pivot Point Column: 0.69
 Pivot Point Row: 1.20
 Width of Bounding Box: 1.25
 Height of Bounding Box: 2.50



Symbol Colours: DEPDW
 SNDG2

Comments: Background line weight 0.9 mm; foreground line weight 0.3 mm

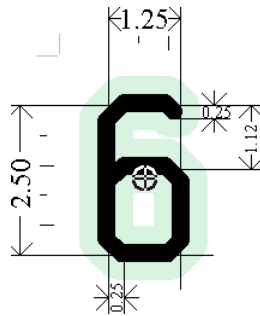
Examples on ENC N/A

References:

S57	INT 1	
DEPARE	not specified	
DEPCNT	1 30, 31	(I 30)
DRGARE	not specified	

Symbol Name:	SY(SAFCON06)	RN: 534
--------------	---------------------	---------

Symbol Explanation: contour label
 Look up table affected: N/A
 Called by CSP etc.: CSP SAFCON01
 Pivot Point Column: 0.65
 Pivot Point Row: 1.25
 Width of Bounding Box: 1.25
 Height of Bounding Box: 2.50

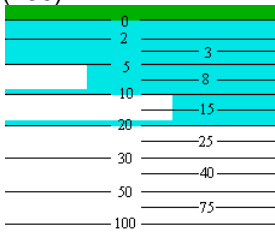


Symbol Colours: DEPDW
 SNDG2

Comments: Background line weight 0.9 mm; foreground line weight 0.3 mm

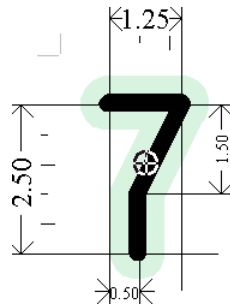
Examples on ENC N/A

References:

S57	INT 1	
DEPARE	not specified	
DEPCNT	I 30, 31	(I 30) 
DRGARE	not specified	

Symbol Name:	SY(SAFCON07)	RN: 535
--------------	---------------------	---------

Symbol Explanation : contour label
 Look up table affected: N/A
 Called by CSP etc.: CSP SAFCON01
 Pivot Point Column: 0.65
 Pivot Point Row: 1.25
 Width of Bounding Box: 1.25
 Height of Bounding Box: 2.50



Symbol Colours : DEPDW
 SNDG2

Comments: Background line weight 0.9 mm; foreground line weight 0.3 mm

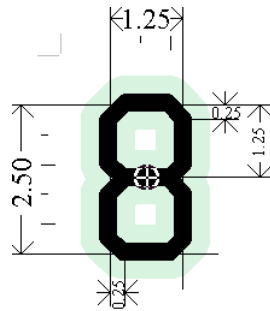
Examples on ENC N/A

References:

S57	INT 1	
DEPARE	not specified	
DEPCNT	I 30, 31	(I 30)
DRGARE	not specified	

Symbol Name:	SY(SAFCON08)	RN: 536
--------------	---------------------	---------

Symbol Explanation: contour label
 Look up table affected: N/A
 Called by CSP etc.: CSP SAFCON01
 Pivot Point Column: 0.65
 Pivot Point Row: 1.25
 Width of Bounding Box: 1.25
 Height of Bounding Box: 2.50



Symbol Colours: DEPDW
 SNDG2

Comments: Background line weight 0.9 mm; foreground line weight 0.3 mm

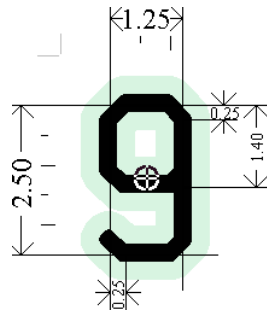
Examples on ENC N/A

References:

S57	INT 1	
DEPARE	not specified	
DEPCNT	I 30, 31	(I 30)
DRGARE	not specified	

Symbol Name:	SY(SAFCON09)	RN: 537
--------------	---------------------	---------

Symbol Explanation : contour label
 Look up table affected: N/A
 Called by CSP etc.: CSP SAFCON01
 Pivot Point Column: 0.65
 Pivot Point Row: 1.25
 Width of Bounding Box: 1.25
 Height of Bounding Box: 2.50



Symbol Colours : DEPDW
 SNDG2

Comments: Background line weight 0.9 mm; foreground line weight 0.3 mm

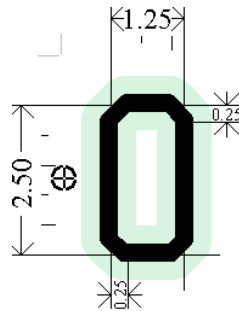
Examples on ENC N/A

References:

S57	INT 1	
DEPARE	not specified	
DEPCNT	I 30, 31	(I 30)
DRGARE	not specified	

Symbol Name:	SY(SAFCON10)	RN: 538
--------------	---------------------	---------

Symbol Explanation : contour label
 Look up table affected: N/A
 Called by CSP etc.: CSP SAFCON01
 Pivot Point Column: -0.75
 Pivot Point Row: 1.25
 Width of Bounding Box: 1.25
 Height of Bounding Box: 2.50



Symbol Colours :
 DEPDW
 SNDG2

Comments: Background line weight 0.9 mm; foreground line weight 0.3 mm

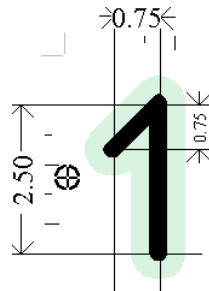
Examples on ENC N/A

References:

S57	INT 1	
DEPARE	not specified	
DEPCNT	I 30, 31	(I 30)
DRGARE	not specified	

Symbol Name:	SY(SAFCON11)	RN: 539
--------------	--------------	---------

Symbol Explanation: contour label
 Look up table affected: N/A
 Called by CSP etc.: CSP SAFCON01
 Pivot Point Column: -0.75
 Pivot Point Row: 1.25
 Width of Bounding Box: 0.75
 Height of Bounding Box: 2.50



Symbol Colours: DEPDW
 SNDG2

Comments: Background line weight 0.9 mm; foreground line weight 0.3 mm

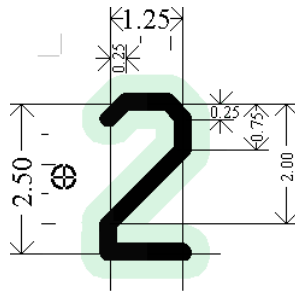
Examples on ENC N/A

References:

S57	INT 1	
DEPARE	not specified	
DEPCNT	I 30, 31	(I 30)
DRGARE	not specified	

Symbol Name:	SY(SAFCON12)	RN: 540
--------------	---------------------	---------

Symbol Explanation: contour label
 Look up table affected: N/A
 Called by CSP etc.: CSP SAFCON01
 Pivot Point Column: -0.75
 Pivot Point Row: 1.25
 Width of Bounding Box: 1.25
 Height of Bounding Box: 2.50



Symbol Colours: DEPDW
 SNDG2

Comments: Background line weight 0.9 mm; foreground line weight 0.3 mm

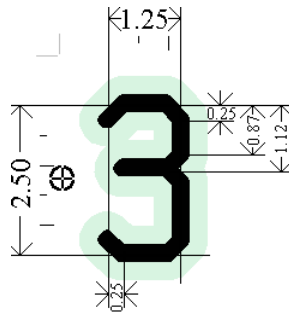
Examples on ENC N/A

References:

S57	INT 1	
DEPARE	not specified	
DEPCNT	I 30, 31	(I 30)
DRGARE	not specified	

Symbol Name:	SY(SAFCON13)	RN: 541
--------------	---------------------	---------

Symbol Explanation : contour label
 Look up table affected: N/A
 Called by CSP etc.: CSP SAFCON01
 Pivot Point Column: -0.75
 Pivot Point Row: 1.25
 Width of Bounding Box: 1.25
 Height of Bounding Box: 2.50

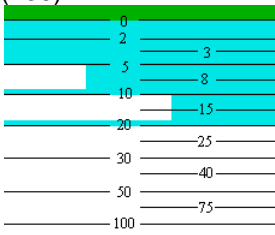


Symbol Colours :  DEPDW
 SNDG2

Comments: Background line weight 0.9 mm; foreground line weight 0.3 mm

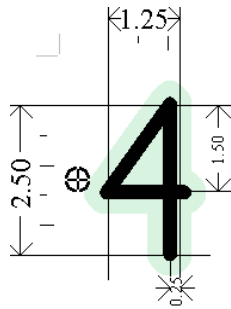
Examples on ENC N/A

References:

S57	INT 1	
DEPARE	not specified	
DEPCNT	30, 31	(I 30) 
DRGARE	not specified	

Symbol Name:	SY(SAFCON14)	RN: 542
--------------	---------------------	---------

Symbol Explanation : contour label
 Look up table affected: N/A
 Called by CSP etc.: CSP SAFCON01
 Pivot Point Column: -0.75
 Pivot Point Row: 1.25
 Width of Bounding Box: 1.25
 Height of Bounding Box: 2.50



Symbol Colours : DEPDW
 SNDG2

Comments: Background line weight 0.9 mm; foreground line weight 0.3 mm

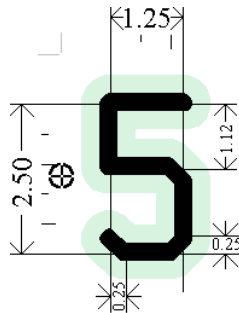
Examples on ENC N/A

References:

S57	INT 1	
DEPARE	not specified	
DEPCNT	I 30, 31	(I 30)
DRGARE	not specified	

Symbol Name:	SY(SAFCON15)	RN: 543
--------------	---------------------	---------

Symbol Explanation : contour label
 Look up table affected: N/A
 Called by CSP etc.: CSP SAFCON01
 Pivot Point Column: -0.75
 Pivot Point Row: 1.25
 Width of Bounding Box: 1.25
 Height of Bounding Box: 2.50



Symbol Colours : DEPDW
 SNDG2

Comments: Background line weight 0.9 mm; foreground line weight 0.3 mm

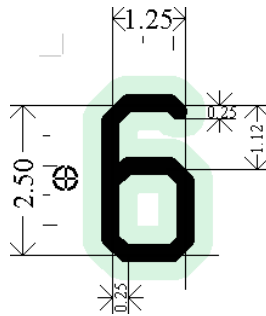
Examples on ENC N/A

References:

S57	INT 1	
DEPARE	not specified	
DEPCNT	30, 31	(I 30)
DRGARE	not specified	

Symbol Name:	SY(SAFCON16)	RN: 544
--------------	---------------------	---------

Symbol Explanation: contour label
 Look up table affected: N/A
 Called by CSP etc.: CSP SAFCON01
 Pivot Point Column: -0.75
 Pivot Point Row: 1.25
 Width of Bounding Box: 1.25
 Height of Bounding Box: 2.50




Symbol Colours: DEPDW
 SNDG2

Comments: Background line weight 0.9 mm; foreground line weight 0.3 mm

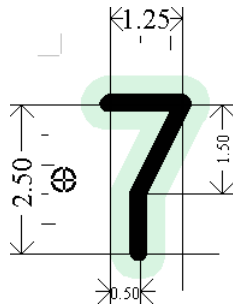
Examples on ENC N/A

References:

S57	INT 1	
DEPARE	not specified	
DEPCNT	I 30, 31	(I 30) 
DRGARE	not specified	

Symbol Name:	SY(SAFCON17)	RN: 545
--------------	---------------------	---------

Symbol Explanation : contour label
 Look up table affected: N/A
 Called by CSP etc.: CSP SAFCON01
 Pivot Point Column: -0.75
 Pivot Point Row: 1.00
 Width of Bounding Box: 1.25
 Height of Bounding Box: 2.50



Symbol Colours : DEPDW
 SNDG2

Comments: Background line weight 0.9 mm; foreground line weight 0.3 mm

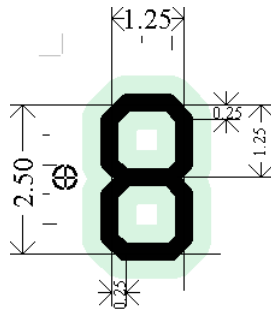
Examples on ENC N/A

References:

S57	INT 1	
DEPARE	not specified	
DEPCNT	I 30, 31	(I 30)
DRGARE	not specified	

Symbol Name:	SY(SAFCON18)	RN: 546
--------------	---------------------	---------

Symbol Explanation : contour label
 Look up table affected: N/A
 Called by CSP etc.: CSP SAFCON01
 Pivot Point Column: -0.75
 Pivot Point Row: 1.25
 Width of Bounding Box: 1.25
 Height of Bounding Box: 2.50



Symbol Colours :
 DEPDW
 SNDG2

Comments: Background line weight 0.9 mm; foreground line weight 0.3 mm

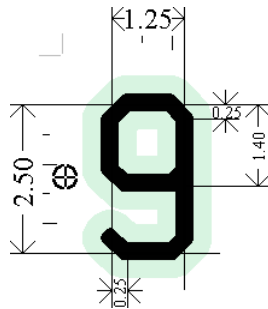
Examples on ENC N/A

References:

S57	INT 1	
DEPARE	not specified	
DEPCNT	I 30, 31	(I 30)
DRGARE	not specified	

Symbol Name:	SY(SAFCON19)	RN: 547
--------------	---------------------	---------

Symbol Explanation : contour label
 Look up table affected: N/A
 Called by CSP etc.: CSP SAFCON01
 Pivot Point Column: -0.75
 Pivot Point Row: 1.25
 Width of Bounding Box: 1.25
 Height of Bounding Box: 2.50



Symbol Colours :
 DEPDW
 SNDG2

Comments: Background line weight 0.9 mm; foreground line weight 0.3 mm

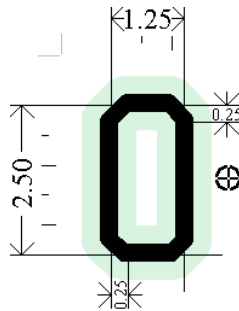
Examples on ENC N/A

References:

S57	INT 1	
DEPARE	not specified	
DEPCNT	I 30, 31	(I 30)
DRGARE	not specified	

Symbol Name:	SY(SAFCON20)	RN: 548
--------------	---------------------	---------

Symbol Explanation: contour label
 Look up table affected: N/A
 Called by CSP etc.: CSP SAFCON01
 Pivot Point Column: 1.98
 Pivot Point Row: 1.24
 Width of Bounding Box: 1.25
 Height of Bounding Box: 2.50

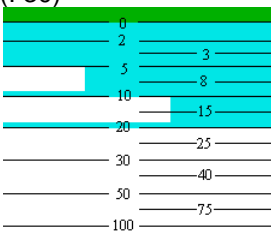


Symbol Colours: DEPDW
 SNDG2

Comments: Background line weight 0.9 mm; foreground line weight 0.3 mm

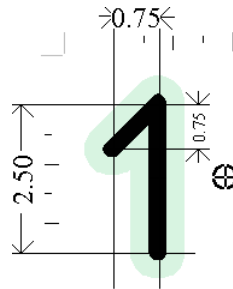
Examples on ENC N/A

References:

S57	INT 1	
DEPARE	not specified	
DEPCNT	I 30, 31	(I 30) 
DRGARE	not specified	

Symbol Name:	SY(SAFCON21)	RN: 549
--------------	---------------------	---------

Symbol Explanation: contour label
 Look up table affected: N/A
 Called by CSP etc.: CSP SAFCON01
 Pivot Point Column: 1.80
 Pivot Point Row: 1.24
 Width of Bounding Box: 0.75
 Height of Bounding Box: 2.50



Symbol Colours: DEPDW
 SNDG2

Comments: Background line weight 0.9 mm; foreground line weight 0.3 mm

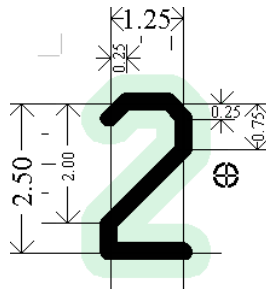
Examples on ENC N/A

References:

S57	INT 1	
DEPARE	not specified	
DEPCNT	I 30, 31	(I 30)
DRGARE	not specified	

Symbol Name:	SY(SAFCON22)	RN: 550
--------------	---------------------	---------

Symbol Explanation : contour label
 Look up table affected: N/A
 Called by CSP etc.: CSP SAFCON01
 Pivot Point Column: 1.95
 Pivot Point Row: 1.23
 Width of Bounding Box: 1.25
 Height of Bounding Box: 2.50

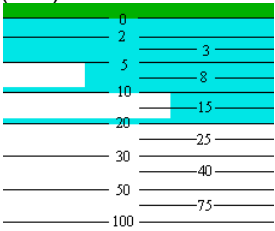


Symbol Colours :  DEPDW
 SNDG2

Comments: Background line weight 0.9 mm; foreground line weight 0.3 mm

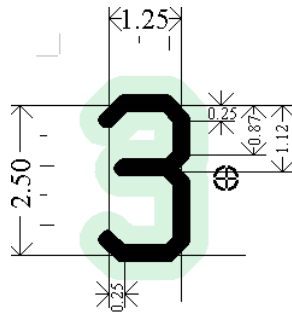
Examples on ENC N/A

References:

S57	INT 1	
DEPARE	not specified	
DEPCNT	I 30, 31	(I 30) 
DRGARE	not specified	

Symbol Name:	SY(SAFCON23)	RN: 551
--------------	---------------------	---------

Symbol Explanation : contour label
 Look up table affected: N/A
 Called by CSP etc.: CSP SAFCON01
 Pivot Point Column: 2.00
 Pivot Point Row: 1.25
 Width of Bounding Box: 1.25
 Height of Bounding Box: 2.50

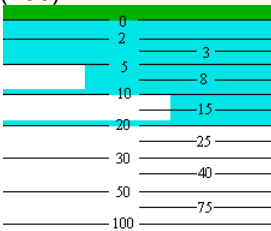


Symbol Colours :  DEPDW
 SNDG2

Comments: Background line weight 0.9 mm; foreground line weight 0.3 mm

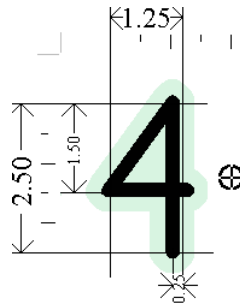
Examples on ENC N/A

References:

S57	INT 1	
DEPARE	not specified	
DEPCNT	30, 31	(I 30) 
DRGARE	not specified	

Symbol Name:	SY(SAFCON24)	RN: 552
--------------	---------------------	---------

Symbol Explanation: contour label
 Look up table affected: N/A
 Called by CSP etc.: CSP SAFCON01
 Pivot Point Column: 2.00
 Pivot Point Row: 1.25
 Width of Bounding Box: 1.25
 Height of Bounding Box: 2.50



Symbol Colours: DEPDW
 SNDG2

Comments: Background line weight 0.9 mm; foreground line weight 0.3 mm

Examples on ENC N/A

References:

S57	INT 1	
DEPARE	not specified	
DEPCNT	I 30, 31	(I 30)
DRGARE	not specified	

Symbol Name:	SY(SAFCON25)	RN: 553
--------------	---------------------	---------


Symbol Explanation : contour label

Look up table affected: N/A

Called by CSP etc.: CSP SAFCON01

Pivot Point Column: 1.95
Pivot Point Row: 1.25

Width of Bounding Box: 1.25
Height of Bounding Box: 2.50



Symbol Colours :

	DEPDW
	SNDG2

Comments: Background line weight 0.9 mm; foreground line weight 0.3 mm

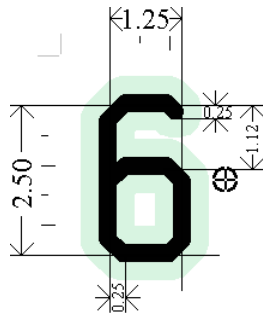
Examples on ENC N/A

References:

S57	INT 1	
DEPARE	not specified	
DEPCNT	30, 31	(I 30)
DRGARE	not specified	

Symbol Name:	SY(SAFCON26)	RN: 554
--------------	---------------------	---------

Symbol Explanation : contour label
 Look up table affected: N/A
 Called by CSP etc.: CSP SAFCON01
 Pivot Point Column: 1.98
 Pivot Point Row: 1.25
 Width of Bounding Box: 1.25
 Height of Bounding Box: 2.50



Symbol Colours :
 DEPDW
 SNDG2

Comments: Background line weight 0.9 mm; foreground line weight 0.3 mm

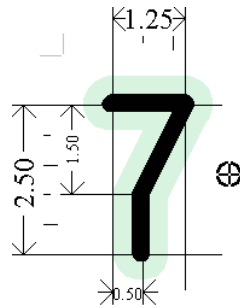
Examples on ENC N/A

References:

S57	INT 1	
DEPARE	not specified	
DEPCNT	30, 31	(I 30)
DRGARE	not specified	

Symbol Name:	SY(SAFCON27)	RN: 555
--------------	---------------------	---------

Symbol Explanation : contour label
 Look up table affected: N/A
 Called by CSP etc.: CSP SAFCON01
 Pivot Point Column: 1.98
 Pivot Point Row: 1.18
 Width of Bounding Box: 1.25
 Height of Bounding Box: 2.50



Symbol Colours :
 DEPDW
 SNDG2

Comments: Background line weight 0.9 mm; foreground line weight 0.3 mm

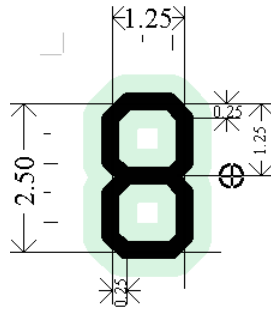
Examples on ENC N/A

References:

S57	INT 1	
DEPARE	not specified	
DEPCNT	I 30, 31	(I 30)
DRGARE	not specified	

Symbol Name:	SY(SAFCON28)	RN: 556
--------------	---------------------	---------

Symbol Explanation: contour label
 Look up table affected: N/A
 Called by CSP etc.: CSP SAFCON01
 Pivot Point Column: 1.96
 Pivot Point Row: 1.25
 Width of Bounding Box: 1.25
 Height of Bounding Box: 2.50



Symbol Colours: DEPDW
 SNDG2

Comments: Background line weight 0.9 mm; foreground line weight 0.3 mm

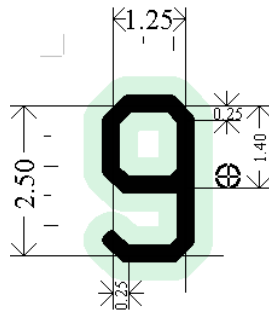
Examples on ENC N/A

References:

S57	INT 1	
DEPARE	not specified	
DEPCNT	I 30, 31	(I 30)
DRGARE	not specified	

Symbol Name:	SY(SAFCON29)	RN: 557
--------------	---------------------	---------

Symbol Explanation : contour label
 Look up table affected: N/A
 Called by CSP etc.: CSP SAFCON01
 Pivot Point Column: 1.96
 Pivot Point Row: 1.21
 Width of Bounding Box: 1.25
 Height of Bounding Box: 2.50



Symbol Colours :
 DEPDW
 SNDG2

Comments: Background line weight 0.9 mm; foreground line weight 0.3 mm

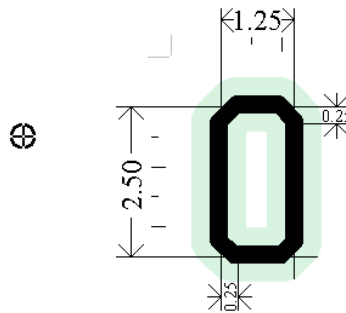
Examples on ENC N/A

References:

S57	INT 1	
DEPARE	not specified	
DEPCNT	30, 31	(I 30)
DRGARE	not specified	

Symbol Name:	SY(SAFCON50)	RN: 558
--------------	---------------------	---------

Symbol Explanation : contour label
 Look up table affected: N/A
 Called by CSP etc.: CSP SAFCON01
 Pivot Point Column: -3.25
 Pivot Point Row: 0.50
 Width of Bounding Box: 1.25
 Height of Bounding Box: 2.50



Symbol Colours : DEPDW
 SNDG2

Comments: Background line weight 0.9 mm; foreground line weight 0.3 mm

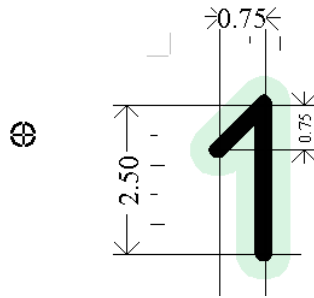
Examples on ENC N/A

References:

S57	INT 1	
DEPARE	not specified	
DEPCNT	I 30, 31	(I 30)
DRGARE	not specified	

Symbol Name:	SY(SAFCON51)	RN: 559
--------------	---------------------	---------

Symbol Explanation: contour label
 Look up table affected: N/A
 Called by CSP etc.: CSP SAFCON01
 Pivot Point Column: -3.25
 Pivot Point Row: 0.50
 Width of Bounding Box: 0.75
 Height of Bounding Box: 2.50



Symbol Colours: DEPDW
 SNDG2

Comments: Background line weight 0.9 mm; foreground line weight 0.3 mm

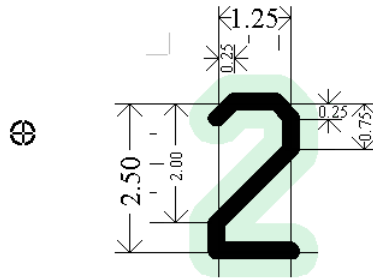
Examples on ENC N/A

References:

S57	INT 1	
DEPARE	not specified	
DEPCNT	30, 31	(I 30)
DRGARE	not specified	

Symbol Name:	SY(SAFCON52)	RN: 560
--------------	---------------------	---------

Symbol Explanation: contour label
 Look up table affected: N/A
 Called by CSP etc.: CSP SAFCON01
 Pivot Point Column: -3.25
 Pivot Point Row: 0.50
 Width of Bounding Box: 1.25
 Height of Bounding Box: 2.50



Symbol Colours: DEPDW
 SNDG2

Comments: Background line weight 0.9 mm; foreground line weight 0.3 mm

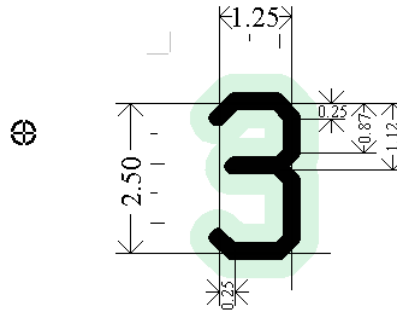
Examples on ENC N/A

References:

S57	INT 1	
DEPARE	not specified	
DEPCNT	I 30, 31	(I 30)
DRGARE	not specified	

Symbol Name:	SY(SAFCON53)	RN: 561
--------------	---------------------	---------

Symbol Explanation : contour label
 Look up table affected: N/A
 Called by CSP etc.: CSP SAFCON01
 Pivot Point Column: -3.25
 Pivot Point Row: 0.50
 Width of Bounding Box: 1.25
 Height of Bounding Box: 2.50




Symbol Colours :  DEPDW
 SNDG2

Comments: Background line weight 0.9 mm; foreground line weight 0.3 mm

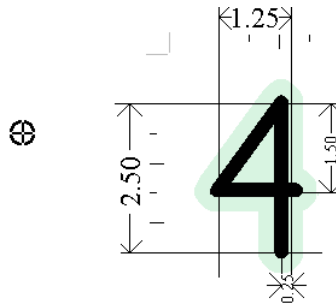
Examples on ENC N/A

References:

S57	INT 1	
DEPARE	not specified	
DEPCNT	30, 31	(I 30) 
DRGARE	not specified	

Symbol Name:	SY(SAFCON54)	RN: 562
--------------	---------------------	---------

Symbol Explanation : contour label
 Look up table affected: N/A
 Called by CSP etc.: CSP SAFCON01
 Pivot Point Column: -3.25
 Pivot Point Row: 0.50
 Width of Bounding Box: 1.25
 Height of Bounding Box: 2.50



Symbol Colours :
 DEPDW
 SNDG2

Comments: Background line weight 0.9 mm; foreground line weight 0.3 mm

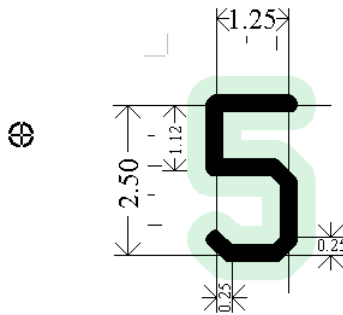
Examples on ENC N/A

References:

S57	INT 1	
DEPARE	not specified	
DEPCNT	I 30, 31	(I 30)
DRGARE	not specified	

Symbol Name:	SY(SAFCON55)	RN: 563
--------------	---------------------	---------

Symbol Explanation : contour label
 Look up table affected: N/A
 Called by CSP etc.: CSP SAFCON01
 Pivot Point Column: -3.25
 Pivot Point Row: 0.50
 Width of Bounding Box: 1.25
 Height of Bounding Box: 2.50



Symbol Colours : DEPDW
 SNDG2

Comments: Background line weight 0.9 mm; foreground line weight 0.3 mm

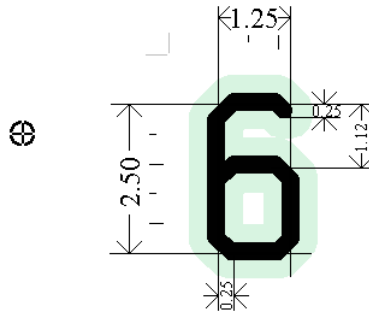
Examples on ENC N/A

References:

S57	INT 1	
DEPARE	not specified	
DEPCNT	30, 31	(I 30)
DRGARE	not specified	

Symbol Name:	SY(SAFCON56)	RN: 564
--------------	---------------------	---------

Symbol Explanation : contour label
 Look up table affected: N/A
 Called by CSP etc.: CSP SAFCON01
 Pivot Point Column: -3.25
 Pivot Point Row: 0.50
 Width of Bounding Box: 1.25
 Height of Bounding Box: 2.50



Symbol Colours :
 DEPDW
 SNDG2

Comments: Background line weight 0.9 mm; foreground line weight 0.3 mm

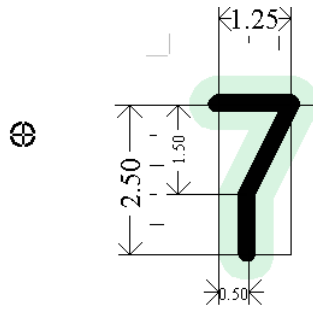
Examples on ENC N/A

References:

S57	INT 1	
DEPARE	not specified	
DEPCNT	30, 31	(I 30)
DRGARE	not specified	

Symbol Name:	SY(SAFCON57)	RN: 565
--------------	---------------------	---------

Symbol Explanation: contour label
 Look up table affected: N/A
 Called by CSP etc.: CSP SAFCON01
 Pivot Point Column: -3.25
 Pivot Point Row: 0.50
 Width of Bounding Box: 1.25
 Height of Bounding Box: 2.50



Symbol Colours: DEPDW
 SNDG2

Comments: Background line weight 0.9 mm; foreground line weight 0.3 mm

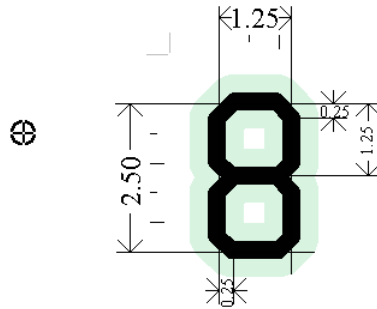
Examples on ENC N/A

References:

S57	INT 1	
DEPARE	not specified	
DEPCNT	I 30, 31	(I 30)
DRGARE	not specified	

Symbol Name:	SY(SAFCON58)	RN: 566
--------------	---------------------	---------

Symbol Explanation: contour label
 Look up table affected: N/A
 Called by CSP etc.: CSP SAFCON01
 Pivot Point Column: -3.25
 Pivot Point Row: 0.50
 Width of Bounding Box: 1.25
 Height of Bounding Box: 2.50



Symbol Colours: DEPDW
 SNDG2

Comments: Background line weight 0.9 mm; foreground line weight 0.3 mm

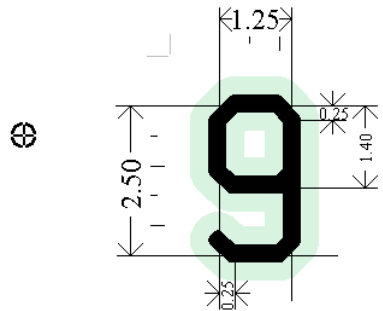
Examples on ENC N/A

References:

S57	INT 1	
DEPARE	not specified	
DEPCNT	30, 31	(1 30)
DRGARE	not specified	

Symbol Name:	SY(SAFCON59)	RN: 567
--------------	---------------------	---------

Symbol Explanation: contour label
 Look up table affected: N/A
 Called by CSP etc.: CSP SAFCON01
 Pivot Point Column: -3.25
 Pivot Point Row: 0.50
 Width of Bounding Box: 1.25
 Height of Bounding Box: 2.50



Symbol Colours: DEPDW
 SNDG2

Comments: Background line weight 0.9 mm; foreground line weight 0.3 mm

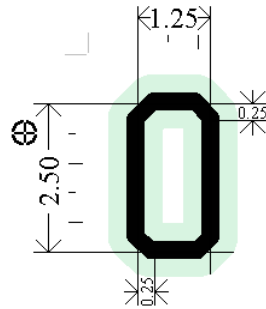
Examples on ENC N/A

References:

S57	INT 1	
DEPARE	not specified	
DEPCNT	30, 31	(I 30)
DRGARE	not specified	

Symbol Name:	SY(SAFCON60)	RN: 568
--------------	---------------------	---------

Symbol Explanation: contour label
 Look up table affected: N/A
 Called by CSP etc.: CSP SAFCON01
 Pivot Point Column: -1.85
 Pivot Point Row: 0.50
 Width of Bounding Box: 1.25
 Height of Bounding Box: 2.50



Symbol Colours: DEPDW
 SNDG2

Comments: Background line weight 0.9 mm; foreground line weight 0.3 mm

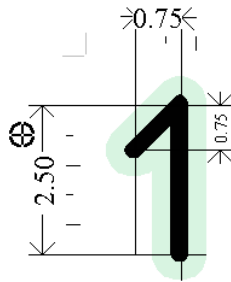
Examples on ENC N/A

References:

S57	INT 1	
DEPARE	not specified	
DEPCNT	30, 31	(I 30)
DRGARE	not specified	

Symbol Name:	SY(SAFCON61)	RN: 569
--------------	---------------------	---------

Symbol Explanation: contour label
 Look up table affected: N/A
 Called by CSP etc.: CSP SAFCON01
 Pivot Point Column: -1.85
 Pivot Point Row: 0.50
 Width of Bounding Box: 0.75
 Height of Bounding Box: 2.50



Symbol Colours: DEPDW
 SNDG2

Comments: Background line weight 0.9 mm; foreground line weight 0.3 mm

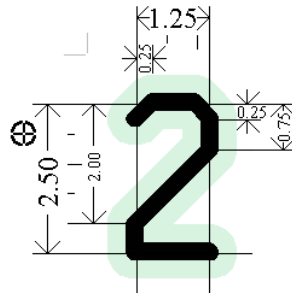
Examples on ENC N/A

References:

S57	INT 1	
DEPARE	not specified	
DEPCNT	I 30, 31	(I 30)
DRGARE	not specified	

Symbol Name:	SY(SAFCON62)	RN: 570
--------------	---------------------	---------

Symbol Explanation: contour label
 Look up table affected: N/A
 Called by CSP etc.: CSP SAFCON01
 Pivot Point Column: -1.85
 Pivot Point Row: 0.50
 Width of Bounding Box: 1.25
 Height of Bounding Box: 2.50



Symbol Colours: DEPDW
 SNDG2

Comments: Background line weight 0.9 mm; foreground line weight 0.3 mm

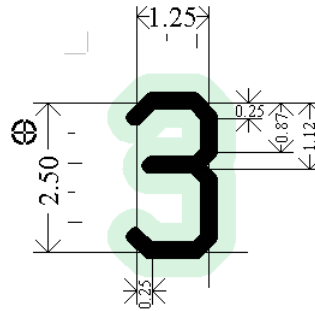
Examples on ENC N/A

References:

S57	INT 1	
DEPARE	not specified	
DEPCNT	I 30, 31	(I 30)
DRGARE	not specified	

Symbol Name:	SY(SAFCON63)	RN: 571
--------------	---------------------	---------

Symbol Explanation: contour label
 Look up table affected: N/A
 Called by CSP etc.: CSP SAFCON01
 Pivot Point Column: -1.85
 Pivot Point Row: 0.50
 Width of Bounding Box: 1.25
 Height of Bounding Box: 2.50



Symbol Colours: DEPDW
 SNDG2

Comments: Background line weight 0.9 mm; foreground line weight 0.3 mm

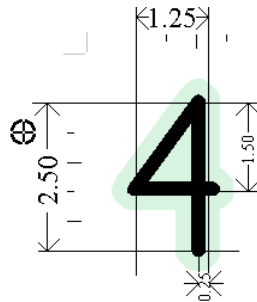
Examples on ENC N/A

References:

S57	INT 1	
DEPARE	not specified	
DEPCNT	30, 31	(I 30)
DRGARE	not specified	

Symbol Name:	SY(SAFCON64)	RN: 572
--------------	---------------------	---------

Symbol Explanation: contour label
 Look up table affected: N/A
 Called by CSP etc.: CSP SAFCON01
 Pivot Point Column: -1.85
 Pivot Point Row: 0.50
 Width of Bounding Box: 1.25
 Height of Bounding Box: 2.50



Symbol Colours: DEPDW
 SNDG2

Comments: Background line weight 0.9 mm; foreground line weight 0.3 mm

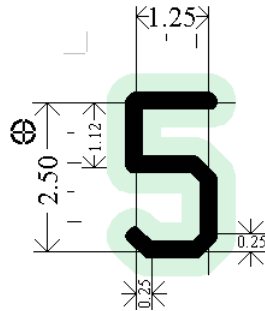
Examples on ENC N/A

References:

S57	INT 1	
DEPARE	not specified	
DEPCNT	I 30, 31	(I 30)
DRGARE	not specified	

Symbol Name:	SY(SAFCON65)	RN: 573
--------------	---------------------	---------

Symbol Explanation: contour label
 Look up table affected: N/A
 Called by CSP etc.: CSP SAFCON01
 Pivot Point Column: -1.85
 Pivot Point Row: 0.50
 Width of Bounding Box: 1.25
 Height of Bounding Box: 2.50




Symbol Colours:  DEPDW
 SNDG2

Comments: Background line weight 0.9 mm; foreground line weight 0.3 mm

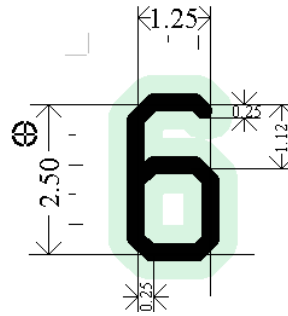
Examples on ENC N/A

References:

S57	INT 1	
DEPARE	not specified	
DEPCNT	30, 31	(I 30) 
DRGARE	not specified	

Symbol Name:	SY(SAFCON66)	RN: 574
--------------	---------------------	---------

Symbol Explanation: contour label
 Look up table affected: N/A
 Called by CSP etc.: CSP SAFCON01
 Pivot Point Column: -1.85
 Pivot Point Row: 0.50
 Width of Bounding Box: 1.25
 Height of Bounding Box: 2.50



Symbol Colours: DEPDW
 SNDG2

Comments: Background line weight 0.9 mm; foreground line weight 0.3 mm

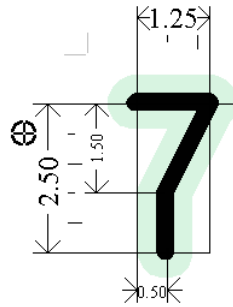
Examples on ENC N/A

References:

S57	INT 1	
DEPARE	not specified	
DEPCNT	30, 31	(I 30)
DRGARE	not specified	

Symbol Name:	SY(SAFCON67)	RN: 575
--------------	---------------------	---------

Symbol Explanation: contour label
 Look up table affected: N/A
 Called by CSP etc.: CSP SAFCON01
 Pivot Point Column: -1.85
 Pivot Point Row: 0.50
 Width of Bounding Box: 1.25
 Height of Bounding Box: 2.50



Symbol Colours: DEPDW
 SNDG2

Comments: Background line weight 0.9 mm; foreground line weight 0.3 mm

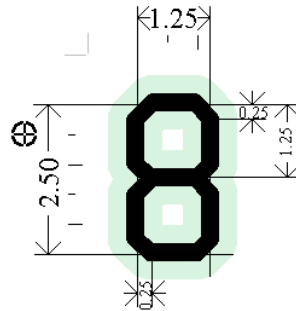
Examples on ENC N/A

References:

S57	INT 1	
DEPARE	not specified	
DEPCNT	I 30, 31	(I 30)
DRGARE	not specified	

Symbol Name:	SY(SAFCON68)	RN: 576
--------------	---------------------	---------

Symbol Explanation: contour label
 Look up table affected: N/A
 Called by CSP etc.: CSP SAFCON01
 Pivot Point Column: -1.85
 Pivot Point Row: 0.50
 Width of Bounding Box: 1.25
 Height of Bounding Box: 2.50



Symbol Colours: DEPDW
 SNDG2

Comments: Background line weight 0.9 mm; foreground line weight 0.3 mm

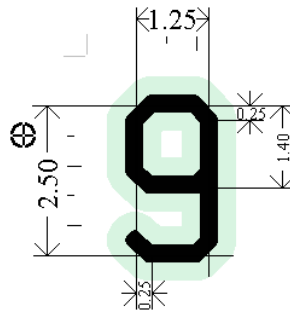
Examples on ENC N/A

References:

S57	INT 1	
DEPARE	not specified	
DEPCNT	30, 31	(I 30)
DRGARE	not specified	

Symbol Name:	SY(SAFCON69)	RN: 577
--------------	---------------------	---------

Symbol Explanation: contour label
 Look up table affected: N/A
 Called by CSP etc.: CSP SAFCON01
 Pivot Point Column: -1.85
 Pivot Point Row: 0.50
 Width of Bounding Box: 1.25
 Height of Bounding Box: 2.50



Symbol Colours: DEPDW
 SNDG2

Comments: Background line weight 0.9 mm; foreground line weight 0.3 mm

Examples on ENC N/A

References:

S57	INT 1	
DEPARE	not specified	
DEPCNT	30, 31	(1 30)
DRGARE	not specified	

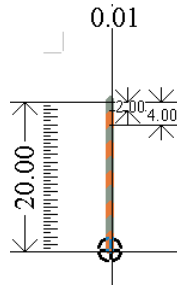
Symbol Name:	SY(SCALEB10)	RN: 229
--------------	---------------------	---------

Symbol Explanation: one mile scale bar for display scales larger than 1/80,000

Look up table affected: N/A

Pivot Point Column: 0.00
Pivot Point Row: 20.00

Width of Bounding Box: 0.01
Height of Bounding Box: 20.00



Symbol Colours:



Comments: Line weight 1.2 mm
See PresLib section 8.5.3 for instructions on scaling the scale bars.

Examples on ENC: N/A

References:

S57	INT 1
-----	-------

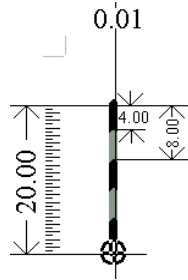
Symbol Name:	SY(SCALEB11)	RN: 230
--------------	--------------	---------

Symbol Explanation: 10 mile latitude scale for display scales smaller than 1/80,000

Look up table affected: N/A

Pivot Point Column: 0.00
Pivot Point Row: 20.00

Width of Bounding Box: 0.01
Height of Bounding Box: 20.00



Symbol Colours:

- SNDG2
- SNDG1

Comments: Line weight 1.2 mm
See PresLib section 8.5.3 for instructions on scaling the scale bars.

Examples on ENC: N/A

References:

S57	INT 1
-----	-------

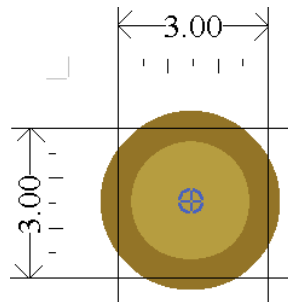
Symbol Name:	SY(SILBUI01)	RN: 231
--------------	--------------	---------

Symbol Explanation: silo

Look up table affected: paper chart point symbols
simplified point symbols

Pivot Point Column: 1.50
Pivot Point Row: 1.50

Width of Bounding Box: 3.00
Height of Bounding Box: 3.00





Symbol Colours:

- LANDF
- CHBRN

Comments: Outline weight 0.3mm; circle diameter 3.0 mm

Examples on ENC: N/A

References:

S57	INT 1	
SILTNK	E 33	 Silo  Silo

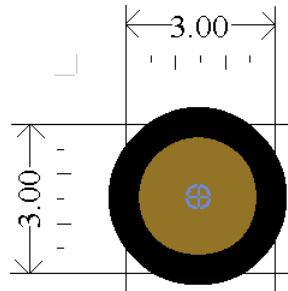
Symbol Name:	SY(SILBUI11)	RN: 232
--------------	--------------	---------

Symbol Explanation: conspicuous silo

Look up table affected: paper chart point symbols
simplified point symbols

Pivot Point Column: 1.50
Pivot Point Row: 1.50

Width of Bounding Box: 3.00
Height of Bounding Box: 3.00



Symbol Colours:

- LANDF
- CHBLK

Comments: Outline weight 0.6 mm; circle diameter 3.0 mm

Examples on ENC: N/A

References:

S57	INT 1	
SILTNK	E 2, 33	(E 33)

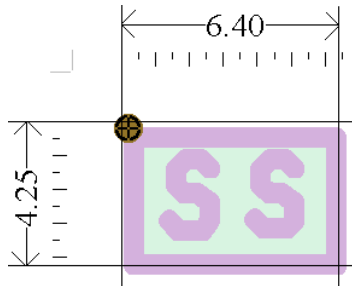
Symbol Name:	SY(SISTAT02)	RN: 233
--------------	--------------	---------

Symbol Explanation: signal station

Look up table affected: paper chart point symbols
simplified point symbols

Pivot Point Column: 0.24
Pivot Point Row: 0.24

Width of Bounding Box: 6.40
Height of Bounding Box: 4.25



Symbol Colours:

	CHWHT
	LANDF
	CHMGF

Comments: Box outline weight 0.6 mm; point diameter 0.8 mm;
Other dimensions like CGUSTA02

Examples on ENC:

References:

S57	INT 1	
SISTAT	T 21-25.2, 27	(T 21) ⊙ SS (INT)
SISTAW	T 20, 26-36	(T 20) ⊙ SS

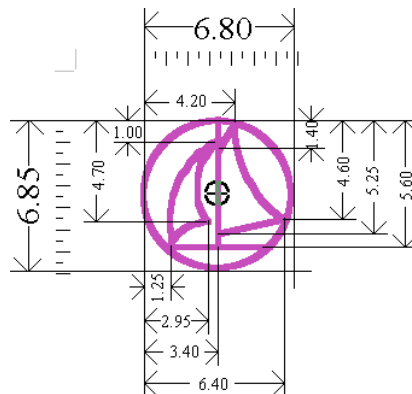
Symbol Name:	SY(SMCFAC02)	RN: 234
--------------	---------------------	---------

Symbol Explanation: yacht harbour, marina

Look up table affected: paper chart point symbols
area symbols with plain boundaries
simplified point symbols
area symbols with symbolized boundaries

Pivot Point Column: 3.40
Pivot Point Row: 3.45

Width of Bounding Box: 6.80
Height of Bounding Box: 6.85




Symbol Colours: CHMGD

Comments: Line weight 0.3 mm; circle diameter 6.8 mm

Examples on ENC: N/A

References:

S57	INT 1	
HRBFAC	U 1.1, 1.2	(U 1.1) 
SMCFAC	F 17; G 93, 131; U 2-13, 15-30	

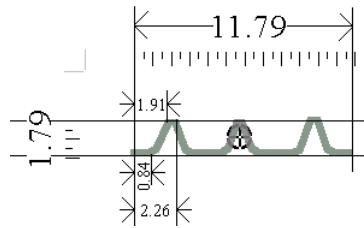
Symbol Name:	SY(SNDWAV02)	RN: 235
--------------	--------------	---------

Symbol Explanation: sand waves

Look up table affected: line symbols paper chart point symbols
simplified point symbols

Pivot Point Column: 5.80
Pivot Point Row: 1.01

Width of Bounding Box: 11.79
Height of Bounding Box: 1.79



Symbol Colours: CHGRD

Comments: Line weight 0.3 mm

Examples on ENC: N/A

References:

S57	INT 1	
SNDWAV	J 14	

Symbol Name:	SY(SOUNDG00)	RN: 236
--------------	---------------------	---------

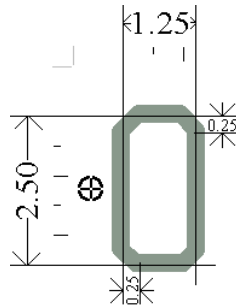
Symbol Explanation: deep soundings, greater than safety depth


Look up table affected: N/A

Called by CSP etc.: CSP SNDFRM04 Continuation B

Pivot Point Column: -0.50
Pivot Point Row: 1.25

Width of Bounding Box: 1.25
Height of Bounding Box: 2.50





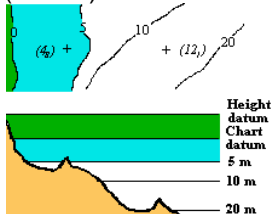



Symbol Colours:  SNDG1

Comments: Line weight 0.3 mm

Examples on ENC: N/A

References:

S57	INT 1	
SOUNDG	I 2, 4, 10-15; K 17	(I 4)  
OBSTRN	I 2, 4; K 41, 42, 46.2; L 20, 21.2; M 43; Q 42	(K 41)  
UWTROC	K 11, 12, 14.1, 14.2, 15; O 27	(K 14.1) 
WRECKS	K 21, 22, 26, 27, 30	(K 26) 

Symbol Name:	SY(SOUNDG01)	RN: 237
--------------	--------------	---------

Symbol Explanation: for deep soundings, greater than safety depth

Look up table affected: N/A

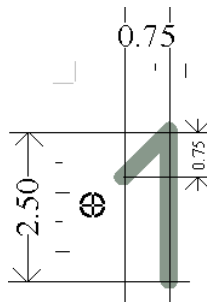
Called by CSP etc.: CSP SNDFRM04 Continuation B

Pivot Point Column: -0.50

Pivot Point Row: 1.25

Width of Bounding Box: 0.75

Height of Bounding Box: 2.50





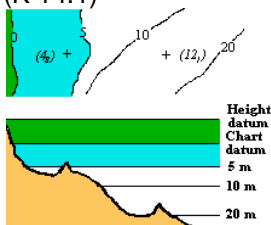



Symbol Colours:  SNDG1

Comments: Line weight 0.3 mm

Examples on ENC: N/A

References:

S57	INT 1	
SOUNDG	I 2, 4, 10-15; K 17	(I 4)  
OBSTRN	I 2, 4; K 41, 42, 46.2; L 20, 21.2; M 43; Q 42	(K 41)  
UWTROC	K 11, 12, 14.1, 14.2, 15; O 27	(K 14.1)  Height datum Chart datum datum 5 m 10 m 20 m
WRECKS	K 21, 22, 26, 27, 30	(K 26) 

Symbol Name:	SY(SOUNDG02)	RN: 238
--------------	--------------	---------

Symbol Explanation: for deep soundings, greater than safety depth

Look up table affected: N/A

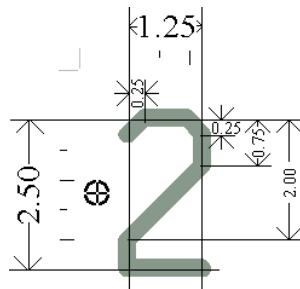
Called by CSP etc.: CSP SNDFRM04 Continuation B

Pivot Point Column: -0.50

Pivot Point Row: 1.25

Width of Bounding Box: 1.25

Height of Bounding Box: 2.50





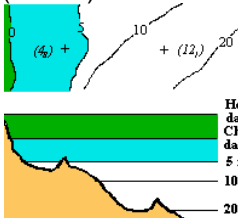



Symbol Colours:  SNDG1

Comments: Line weight 0.3 mm

Examples on ENC: N/A

References:

S57	INT 1	
SOUNDG	I 2, 4, 10-15; K 17	(I 4)  
OBSTRN	I 2, 4; K 41, 42, 46.2; L 20, 21.2; M 43; Q 42	(K 41)  
UWTROC	K 11, 12, 14.1, 14.2, 15; O 27	(K 14.1)  Height datum Chart datum 5 m 10 m 20 m
WRECKS	K 21, 22, 26, 27, 30	(K 26) 

Symbol Name:	SY(SOUNDG03)	RN: 239
--------------	---------------------	---------

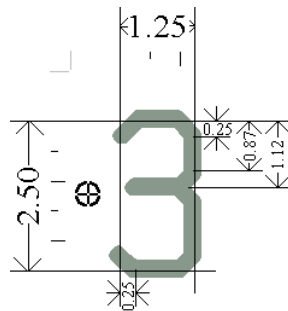
Symbol Explanation: for deep soundings, greater than safety depth


Look up table affected: N/A

Called by CSP etc.: CSP SNDFRM04 Continuation B

Pivot Point Column: -0.50
Pivot Point Row: 1.25

Width of Bounding Box: 1.25
Height of Bounding Box: 2.50





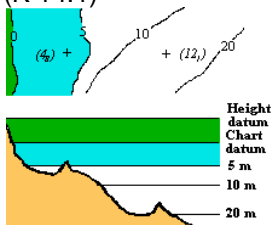



Symbol Colours:  SNDG1

Comments: Line weight 0.3 mm

Examples on ENC: N/A

References:

S57	INT 1	
SOUNDG	I 2, 4, 10-15; K 17	(I 4)  
OBSTRN	I 2, 4; K 41, 42, 46.2; L 20, 21.2; M 43; Q 42	(K 41)  
UWTROC	K 11, 12, 14.1, 14.2, 15; O 27	(K 14.1)  Height datum Chart datum 5 m 10 m 20 m
WRECKS	K 21, 22, 26, 27, 30	(K 26) 

Symbol Name:	SY(SOUNDG04)	RN: 240
--------------	---------------------	---------

Symbol Explanation: for deep soundings, greater than safety depth

Look up table affected: N/A

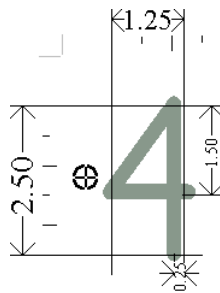
Called by CSP etc.: CSP SNDFRM04 Continuation B

Pivot Point Column: -0.50

Pivot Point Row: 1.25

Width of Bounding Box: 1.25

Height of Bounding Box: 2.50



Symbol Colours: SNDG1

Comments: Line weight 0.3 mm

Examples on ENC: N/A

References:

S57	INT 1	
SOUNDG	I 2, 4, 10-15; K 17	(I 4)
OBSTRN	I 2, 4; K 41, 42, 46.2; L 20, 21.2; M 43; Q 42	(K 41)
UWTROC	K 11, 12, 14.1, 14.2, 15; O 27	(K 14.1)
WRECKS	K 21, 22, 26, 27, 30	(K 26)

Symbol Name:	SY(SOUNDG05)	RN: 241
--------------	---------------------	---------

Symbol Explanation: for deep soundings, greater than safety depth

Look up table affected: N/A

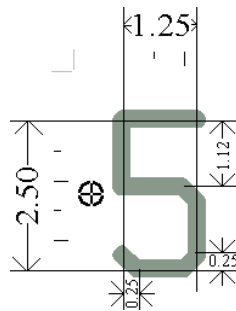
Called by CSP etc.: CSP SNDFRM04 Continuation B

Pivot Point Column: -0.50

Pivot Point Row: 1.25

Width of Bounding Box: 1.25

Height of Bounding Box: 2.50





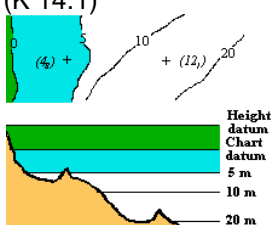



Symbol Colours: SNDG1

Comments: Line weight 0.3 mm

Examples on ENC: N/A

References:

S57	INT 1	
SOUNDG	I 2, 4, 10-15; K 17	(I 4)  
OBSTRN	I 2, 4; K 41, 42, 46.2; L 20, 21.2; M 43; Q 42	(K 41)  
UWTROC	K 11, 12, 14.1, 14.2, 15; O 27	(K 14.1) 
WRECKS	K 21, 22, 26, 27, 30	(K 26) 

Symbol Name:	SY(SOUNDG06)	RN: 242
--------------	---------------------	---------

Symbol Explanation: for deep soundings, greater than safety depth

Look up table affected: N/A

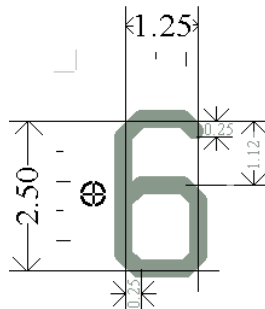
Called by CSP etc.: CSP SNDFRM04 Continuation B

Pivot Point Column: -0.50

Pivot Point Row: 1.25

Width of Bounding Box: 1.25

Height of Bounding Box: 2.50





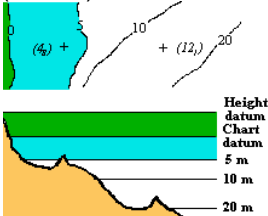



Symbol Colours:  SNDG1

Comments: Line weight 0.3 mm

Examples on ENC: N/A

References:

S57	INT 1	
SOUNDG	I 2, 4, 10-15; K 17	(I 4)  
OBSTRN	I 2, 4; K 41, 42, 46.2; L 20, 21.2; M 43; Q 42	(K 41)  
UWTROC	K 11, 12, 14.1, 14.2, 15; O 27	(K 14.1)  Height datum Chart datum 5 m 10 m 20 m
WRECKS	K 21, 22, 26, 27, 30	(K 26) 

Symbol Name:	SY(SOUNDG07)	RN: 243
--------------	--------------	---------

Symbol Explanation: for deep soundings, greater than safety depth

Look up table affected: N/A

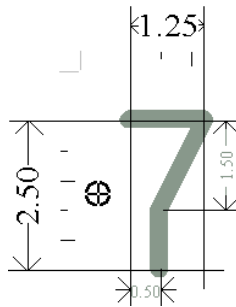
Called by CSP etc.: CSP SNDFRM04 Continuation B

Pivot Point Column: -0.50

Pivot Point Row: 1.25

Width of Bounding Box: 1.25

Height of Bounding Box: 2.50





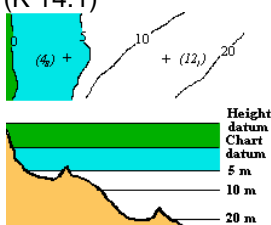



Symbol Colours:  SNDG1

Comments: Line weight 0.3 mm

Examples on ENC: N/A

References:

S57	INT 1	
SOUNDG	I 2, 4, 10-15; K 17	(I 4)  
OBSTRN	I 2, 4; K 41, 42, 46.2; L 20, 21.2; M 43; Q 42	(K 41)  
UWTROC	K 11, 12, 14.1, 14.2, 15; O 27	(K 14.1) 
WRECKS	K 21, 22, 26, 27, 30	(K 26) 

Symbol Name:	SY(SOUNDG08)	RN: 244
--------------	---------------------	---------

Symbol Explanation: for deep soundings, greater than safety depth

Look up table affected: N/A

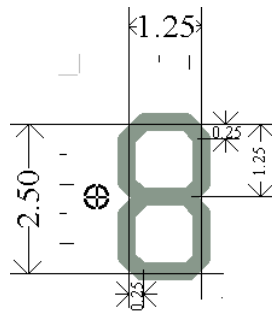
Called by CSP etc.: CSP SNDFRM04 Continuation B

Pivot Point Column: -0.50

Pivot Point Row: 1.25

Width of Bounding Box: 1.25

Height of Bounding Box: 2.50





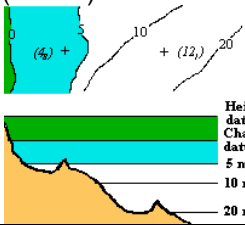



Symbol Colours:  SNDG1

Comments: Line weight 0.3 mm

Examples on ENC: N/A

References:

S57	INT 1	
SOUNDG	I 2, 4, 10-15; K 17	(I 4)  
OBSTRN	I 2, 4; K 41, 42, 46.2; L 20, 21.2; M 43; Q 42	(K 41)  
UWTROC	K 11, 12, 14.1, 14.2, 15; O 27	(K 14.1)  Height datum Chart datum 5 m 10 m 20 m
WRECKS	K 21, 22, 26, 27, 30	(K 26) 

Symbol Name:	SY(SOUNDG09)	RN: 245
--------------	--------------	---------

Symbol Explanation: for deep soundings, greater than safety depth

Look up table affected: N/A

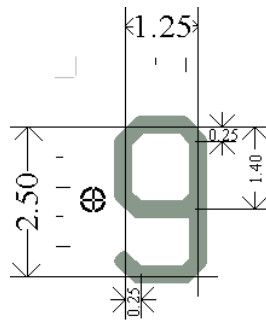
Called by CSP etc.: CSP SNDFRM04 Continuation B

Pivot Point Column: -0.50

Pivot Point Row: 1.25

Width of Bounding Box: 1.25

Height of Bounding Box: 2.50





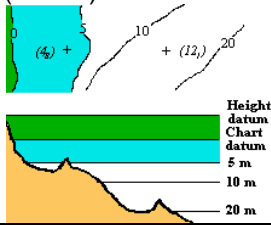



Symbol Colours:  SNDG1

Comments: Line weight 0.3 mm

Examples on ENC: N/A

References:

S57	INT 1	
SOUNDG	I 2, 4, 10-15; K 17	(I 4)  
OBSTRN	I 2, 4; K 41, 42, 46.2; L 20, 21.2; M 43; Q 42	(K 41)  
UWTROC	K 11, 12, 14.1, 14.2, 15; O 27	(K 14.1) 
WRECKS	K 21, 22, 26, 27, 30	(K 26) 

Symbol Name:	SY(SOUNDG10)	RN: 246
--------------	---------------------	---------

Symbol Explanation: for deep soundings, greater than safety depth

Look up table affected: N/A

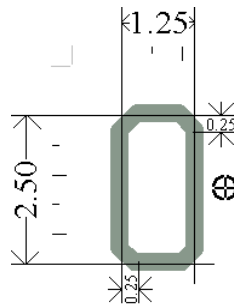
Called by CSP etc.: CSP SNDFRM04 Continuation A, B

Pivot Point Column: 1.75

Pivot Point Row: 1.25

Width of Bounding Box: 1.25

Height of Bounding Box: 2.50





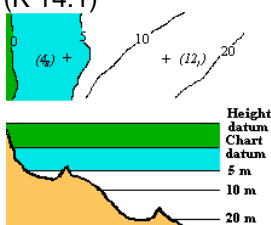



Symbol Colours:  SNDG1

Comments: Line weight 0.3 mm

Examples on ENC: N/A

References:

S57	INT 1	
SOUNDG	I 2, 4, 10-15; K 17	(I 4)  
OBSTRN	I 2, 4; K 41, 42, 46.2; L 20, 21.2; M 43; Q 42	(K 41)  
UWTROC	K 11, 12, 14.1, 14.2, 15; O 27	(K 14.1) 
WRECKS	K 21, 22, 26, 27, 30	(K 26) 

Symbol Name:	SY(SOUNDG11)	RN: 247
--------------	--------------	---------

Symbol Explanation: for deep soundings, greater than safety depth

Look up table affected: N/A

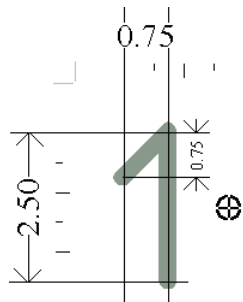
Called by CSP etc.: CSP SNDFRM04 Continuation A, B

Pivot Point Column: 1.75

Pivot Point Row: 1.25

Width of Bounding Box: 0.75

Height of Bounding Box: 2.50





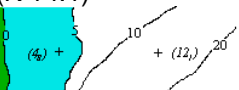




Symbol Colours:  SNDG1

Comments: Line weight 0.3 mm

Examples on ENC: N/A

References:

S57	INT 1	
SOUNDG	I 2, 4, 10-15; K 17	(I 4)  
OBSTRN	I 2, 4; K 41, 42, 46.2; L 20, 21.2; M 43; Q 42	(K 41)  
UWTROC	K 11, 12, 14.1, 14.2, 15; O 27	(K 14.1)  
WRECKS	K 21, 22, 26, 27, 30	(K 26) 

Symbol Name:	SY(SOUNDG12)	RN: 248
--------------	---------------------	---------

Symbol Explanation: for deep soundings, greater than safety depth

Look up table affected: N/A

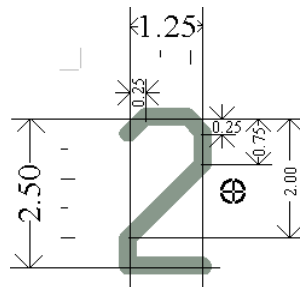
Called by CSP etc.: CSP SNDFRM04 Continuation A, B

Pivot Point Column: 1.75

Pivot Point Row: 1.25

Width of Bounding Box: 1.25

Height of Bounding Box: 2.50





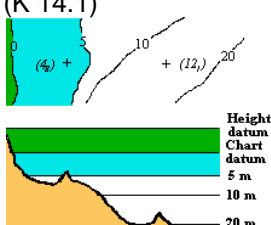



Symbol Colours: SNDG1

Comments: Line weight 0.3 mm

Examples on ENC: N/A

References:

S57	INT 1	
SOUNDG	I 2, 4, 10-15; K 17	(I 4)  
OBSTRN	I 2, 4; K 41, 42, 46.2; L 20, 21.2; M 43; Q 42	(K 41)  
UWTROC	K 11, 12, 14.1, 14.2, 15; O 27	(K 14.1) 
WRECKS	K 21, 22, 26, 27, 30	(K 26) 

Symbol Name:	SY(SOUNDG13)	RN: 249
--------------	---------------------	---------

Symbol Explanation: for deep soundings, greater than safety depth

Look up table affected: N/A

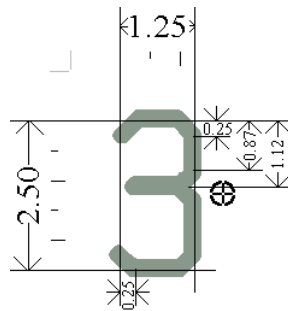
Called by CSP etc.: CSP SNDFRM04 Continuation A, B

Pivot Point Column: 1.75

Pivot Point Row: 1.25

Width of Bounding Box: 1.25

Height of Bounding Box: 2.50





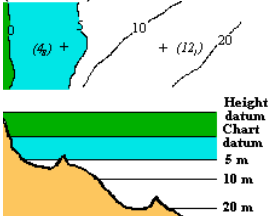



Symbol Colours:  SNDG1

Comments: Line weight 0.3 mm

Examples on ENC: N/A

References:

S57	INT 1	
SOUNDG	I 2, 4, 10-15; K 17	(I 4)  
OBSTRN	I 2, 4; K 41, 42, 46.2; L 20, 21.2; M 43; Q 42	(K 41)  
UWTROC	K 11, 12, 14.1, 14.2, 15; O 27	(K 14.1) 
WRECKS	K 21, 22, 26, 27, 30	(K 26) 

Symbol Name:	SY(SOUNDG14)	RN: 250
--------------	--------------	---------

Symbol Explanation: for deep soundings, greater than safety depth

Look up table affected: N/A

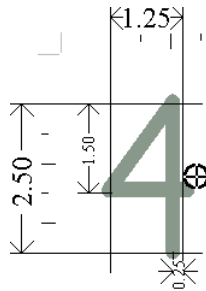
Called by CSP etc.: CSP SNDFRM04 Continuation A, B


Pivot Point Column: 1.75

Pivot Point Row: 1.25

Width of Bounding Box: 1.25

Height of Bounding Box: 2.50



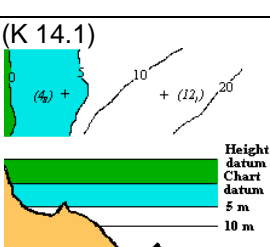



Symbol Colours:  SNDG1

Comments: Line weight 0.3 mm

Examples on ENC: N/A

References:

S57	INT 1	
SOUNDG	I 2, 4, 10-15; K 17	(I 4) 
OBSTRN	I 2, 4; K 41, 42, 46.2; L 20, 21.2; M 43; Q 42	(K 41) 
UWTROC	K 11, 12, 14.1, 14.2, 15; O 27	(K 14.1) 
WRECKS	K 21, 22, 26, 27, 30	(K 26) 

Symbol Name:	SY(SOUNDG15)	RN: 251
--------------	---------------------	---------

Symbol Explanation: for deep soundings, greater than safety depth

Look up table affected: N/A

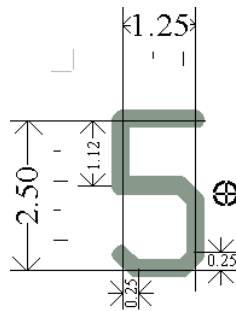
Called by CSP etc.: CSP SNDFRM04 Continuation A, B

Pivot Point Column: 1.75

Pivot Point Row: 1.25

Width of Bounding Box: 1.25

Height of Bounding Box: 2.50





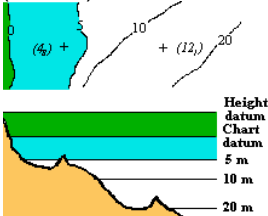



Symbol Colours:  SNDG1

Comments: Line weight 0.3 mm

Examples on ENC: N/A

References:

S57	INT 1	
SOUNDG	I 2, 4, 10-15; K 17	(I 4)  
OBSTRN	I 2, 4; K 41, 42, 46.2; L 20, 21.2; M 43; Q 42	(K 41)  
UWTROC	K 11, 12, 14.1, 14.2, 15; O 27	(K 14.1)  Height datum Chart datum 5 m 10 m 20 m
WRECKS	K 21, 22, 26, 27, 30	(K 26) 

Symbol Name:	SY(SOUNDG16)	RN: 252
--------------	---------------------	---------

Symbol Explanation: for deep soundings, greater than safety depth

Look up table affected: N/A

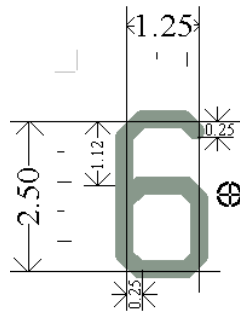
Called by CSP etc.: CSP SNDFRM04 Continuation A, B

Pivot Point Column: 1.75

Pivot Point Row: 1.25

Width of Bounding Box: 1.25

Height of Bounding Box: 2.50





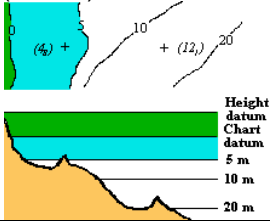



Symbol Colours:  SNDG1

Comments: Line weight 0.3 mm

Examples on ENC: N/A

References:

S57	INT 1	
SOUNDG	I 2, 4, 10-15; K 17	(I 4)  
OBSTRN	I 2, 4; K 41, 42, 46.2; L 20, 21.2; M 43; Q 42	(K 41)  
UWTROC	K 11, 12, 14.1, 14.2, 15; O 27	(K 14.1)  Height datum Chart datum 5 m 10 m 20 m
WRECKS	K 21, 22, 26, 27, 30	(K 26) 

Symbol Name:	SY(SOUNDG17)	RN: 253
--------------	--------------	---------

Symbol Explanation: for deep soundings, greater than safety depth

Look up table affected: N/A

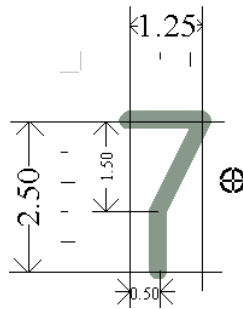
Called by CSP etc.: CSP SNDFRM04 Continuation A, B

Pivot Point Column: 1.75

Pivot Point Row: 1.00

Width of Bounding Box: 1.25

Height of Bounding Box: 2.50





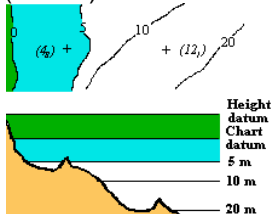



Symbol Colours:  SNDG1

Comments: Line weight 0.3 mm

Examples on ENC: N/A

References:

S57	INT 1	
SOUNDG	I 2, 4, 10-15; K 17	(I 4)  
OBSTRN	I 2, 4; K 41, 42, 46.2; L 20, 21.2; M 43; Q 42	(K 41)  
UWTROC	K 11, 12, 14.1, 14.2, 15; O 27	(K 14.1)  Height datum Chart datum 5 m 10 m 20 m
WRECKS	K 21, 22, 26, 27, 30	(K 26) 

Symbol Name:	SY(SOUNDG18)	RN: 254
--------------	---------------------	---------

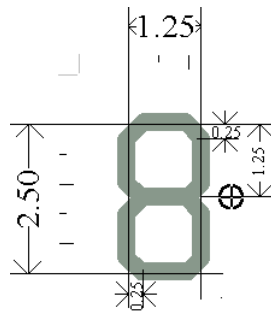
Symbol Explanation: for deep soundings, greater than safety depth


Look up table affected: N/A

Called by CSP etc.: CSP SNDFRM04 Continuation A, B

Pivot Point Column: 1.75
Pivot Point Row: 1.25

Width of Bounding Box: 1.25
Height of Bounding Box: 2.50





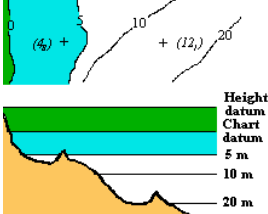



Symbol Colours:  SNDG1

Comments: Line weight 0.3 mm

Examples on ENC: N/A

References:

S57	INT 1	
SOUNDG	I 2, 4, 10-15; K 17	(I 4)  
OBSTRN	I 2, 4; K 41, 42, 46.2; L 20, 21.2; M 43; Q 42	(K 41)  
UWTROC	K 11, 12, 14.1, 14.2, 15; O 27	(K 14.1)  Height datum Chart datum 5 m 10 m 20 m
WRECKS	K 21, 22, 26, 27, 30	(K 26) 

Symbol Name:	SY(SOUNDG19)	RN: 255
--------------	---------------------	---------

Symbol Explanation: for deep soundings, greater than safety depth

Look up table affected: N/A

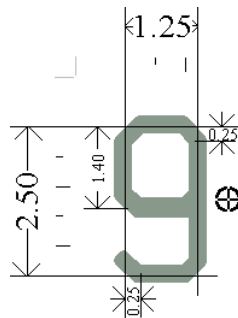
Called by CSP etc.: CSP SNDFRM04 Continuation A, B

Pivot Point Column: 1.75

Pivot Point Row: 1.25

Width of Bounding Box: 1.25

Height of Bounding Box: 2.50





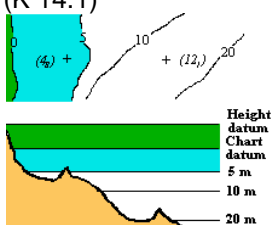



Symbol Colours:  SNDG1

Comments: Line weight 0.3 mm

Examples on ENC: N/A

References:

S57	INT 1	
SOUNDG	I 2, 4, 10-15; K 17	(I 4)  
OBSTRN	I 2, 4; K 41, 42, 46.2; L 20, 21.2; M 43; Q 42	(K 41)  
UWTROC	K 11, 12, 14.1, 14.2, 15; O 27	(K 14.1)  Height datum Chart datum datum 5 m 10 m 20 m
WRECKS	K 21, 22, 26, 27, 30	(K 26) 

Symbol Name:	SY(SOUNDG20)	RN: 256
--------------	---------------------	---------

Symbol Explanation: for deep soundings, greater than safety depth

Look up table affected: N/A

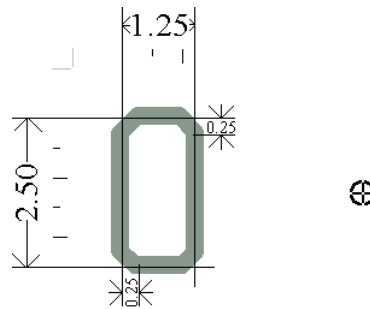
Called by CSP etc.: CSP SNDFRM04 Continuation A

Pivot Point Column: 4.00

Pivot Point Row: 1.25

Width of Bounding Box: 1.25

Height of Bounding Box: 2.50





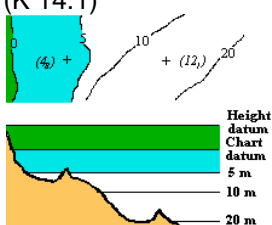



Symbol Colours:  SNDG1

Comments: Line weight 0.3 mm

Examples on ENC: N/A

References:

S57	INT 1	
SOUNDG	I 2, 4, 10-15; K 17	(I 4)  
OBSTRN	I 2, 4; K 41, 42, 46.2; L 20, 21.2; M 43; Q 42	(K 41)  
UWTROC	K 11, 12, 14.1, 14.2, 15; O 27	(K 14.1)  Height datum Chart datum 5 m 10 m 20 m
WRECKS	K 21, 22, 26, 27, 30	(K 26) 

Symbol Name:	SY(SOUNDG21)	RN: 257
--------------	--------------	---------

Symbol Explanation: for deep soundings, greater than safety depth

Look up table affected: N/A

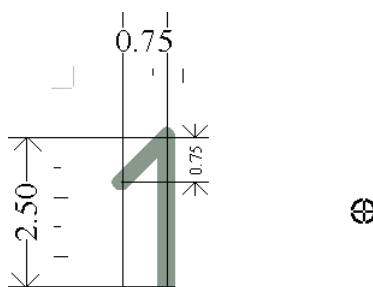
Called by CSP etc.: CSP SNDFRM04 Continuation A


Pivot Point Column: 4.00

Pivot Point Row: 1.25

Width of Bounding Box: 0.75

Height of Bounding Box: 2.50





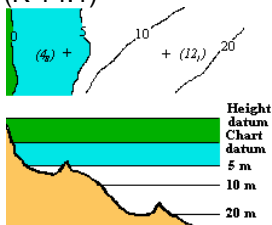



Symbol Colours:  SNDG1

Comments: Line weight 0.3 mm

Examples on ENC: N/A

References:

S57	INT 1	
SOUNDG	I 2, 4, 10-15; K 17	(I 4)  
OBSTRN	I 2, 4; K 41, 42, 46.2; L 20, 21.2; M 43; Q 42	(K 41)  
UWTROC	K 11, 12, 14.1, 14.2, 15; O 27	(K 14.1)  Height datum Chart datum datum 5 m 10 m 20 m
WRECKS	K 21, 22, 26, 27, 30	(K 26) 

Symbol Name:	SY(SOUNDG22)	RN: 258
--------------	--------------	---------

Symbol Explanation: for deep soundings, greater than safety depth

Look up table affected: N/A

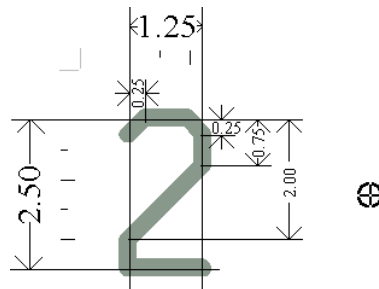
Called by CSP etc.: CSP SNDFRM04 Continuation A

Pivot Point Column: 4.00

Pivot Point Row: 1.25

Width of Bounding Box: 1.25

Height of Bounding Box: 2.50



Symbol Colours: SNDG1

Comments: Line weight 0.3 mm

Examples on ENC: N/A

References:

S57	INT 1	
SOUNDG	I 2, 4, 10-15; K 17	(I 4)
OBSTRN	I 2, 4; K 41, 42, 46.2; L 20, 21.2; M 43; Q 42	(K 41)
UWTROC	K 11, 12, 14.1, 14.2, 15; O 27	(K 14.1)
WRECKS	K 21, 22, 26, 27, 30	(K 26)

Symbol Name:	SY(SOUNDG23)	RN: 259
--------------	---------------------	---------

Symbol Explanation: for deep soundings, greater than safety depth

Look up table affected: N/A

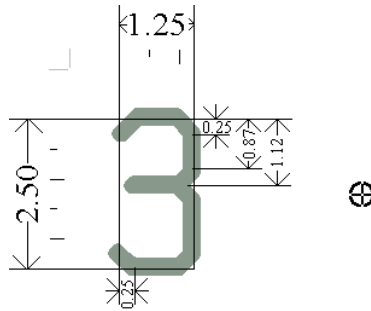
Called by CSP etc.: CSP SNDFRM04 Continuation A

Pivot Point Column: 4.00

Pivot Point Row: 1.25

Width of Bounding Box: 1.25

Height of Bounding Box: 2.50





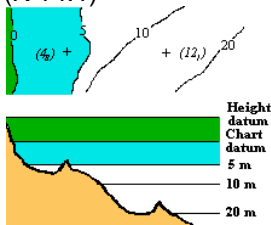



Symbol Colours:  SNDG1

Comments: Line weight 0.3 mm

Examples on ENC: N/A

References:

S57	INT 1	
SOUNDG	I 2, 4, 10-15; K 17	(I 4)  
OBSTRN	I 2, 4; K 41, 42, 46.2; L 20, 21.2; M 43; Q 42	(K 41)  
UWTROC	K 11, 12, 14.1, 14.2, 15; O 27	(K 14.1)  Height datum Chart datum datum 5 m 10 m 20 m
WRECKS	K 21, 22, 26, 27, 30	(K 26) 

Symbol Name:	SY(SOUNDG24)	RN: 260
--------------	--------------	---------

Symbol Explanation: for deep soundings, greater than safety depth

Look up table affected: N/A

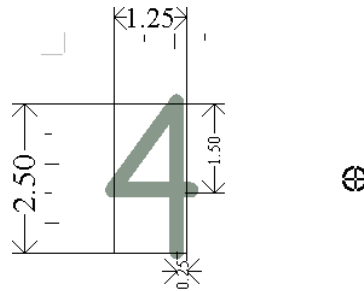
Called by CSP etc.: CSP SNDFRM04 Continuation A

Pivot Point Column: 4.00

Pivot Point Row: 1.25

Width of Bounding Box: 1.25

Height of Bounding Box: 2.50





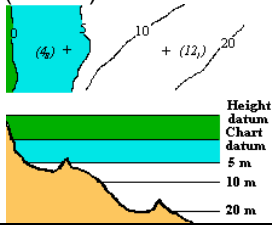



Symbol Colours:  SNDG1

Comments: Line weight 0.3 mm

Examples on ENC: N/A

References:

S57	INT 1	
SOUNDG	I 2, 4, 10-15; K 17	(I 4)  
OBSTRN	I 2, 4; K 41, 42, 46.2; L 20, 21.2; M 43; Q 42	(K 41)  
UWTROC	K 11, 12, 14.1, 14.2, 15; O 27	(K 14.1) 
WRECKS	K 21, 22, 26, 27, 30	(K 26) 

Symbol Name:	SY(SOUNDG25)	RN: 261
--------------	--------------	---------

Symbol Explanation: for deep soundings, greater than safety depth

Look up table affected: N/A

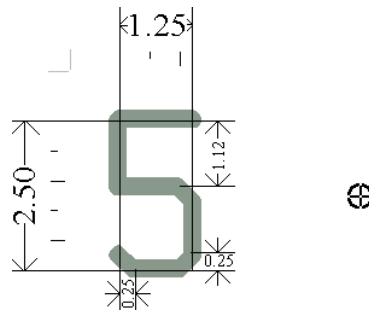
Called by CSP etc.: CSP SNDFRM04 Continuation A

Pivot Point Column: 4.00

Pivot Point Row: 1.25

Width of Bounding Box: 1.25

Height of Bounding Box: 2.50





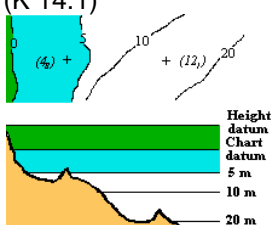



Symbol Colours:  SNDG1

Comments: Line weight 0.3 mm

Examples on ENC: N/A

References:

S57	INT 1	
SOUNDG	I 2, 4, 10-15; K 17	(I 4)  
OBSTRN	I 2, 4; K 41, 42, 46.2; L 20, 21.2; M 43; Q 42	(K 41)  
UWTROC	K 11, 12, 14.1, 14.2, 15; O 27	(K 14.1) 
WRECKS	K 21, 22, 26, 27, 30	(K 26) 

Symbol Name:	SY(SOUNDG26)	RN: 262
--------------	--------------	---------

Symbol Explanation: for deep soundings, greater than safety depth

Look up table affected: N/A

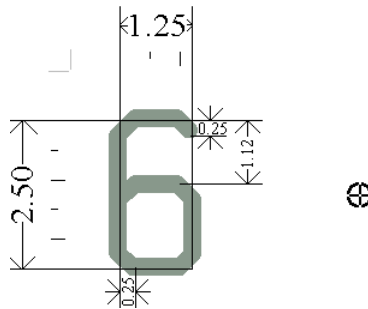
Called by CSP etc.: CSP SNDFRM04 Continuation A

Pivot Point Column: 4.00

Pivot Point Row: 1.25

Width of Bounding Box: 1.25

Height of Bounding Box: 2.50





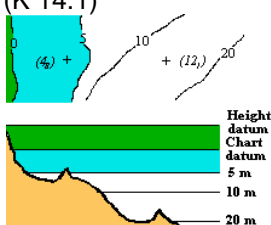



Symbol Colours: SNDG1

Comments: Line weight 0.3 mm

Examples on ENC: N/A

References:

S57	INT 1	
SOUNDG	I 2, 4, 10-15; K 17	(I 4)  
OBSTRN	I 2, 4; K 41, 42, 46.2; L 20, 21.2; M 43; Q 42	(K 41)  
UWTROC	K 11, 12, 14.1, 14.2, 15; O 27	(K 14.1) 
WRECKS	K 21, 22, 26, 27, 30	(K 26) 

Symbol Name:	SY(SOUNDG27)	RN: 263
--------------	--------------	---------

Symbol Explanation: for deep soundings, greater than safety depth

Look up table affected: N/A

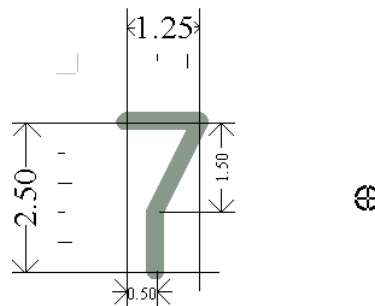
Called by CSP etc.: CSP SNDFRM04 Continuation A

Pivot Point Column: 4.00

Pivot Point Row: 1.00

Width of Bounding Box: 1.25

Height of Bounding Box: 2.50





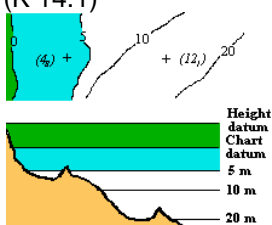



Symbol Colours:  SNDG1

Comments: Line weight 0.3 mm

Examples on ENC: N/A

References:

S57	INT 1	
SOUNDG	I 2, 4, 10-15; K 17	(I 4)  
OBSTRN	I 2, 4; K 41, 42, 46.2; L 20, 21.2; M 43; Q 42	(K 41)  
UWTROC	K 11, 12, 14.1, 14.2, 15; O 27	(K 14.1)  Height datum Chart datum 5 m 10 m 20 m
WRECKS	K 21, 22, 26, 27, 30	(K 26) 

Symbol Name:	SY(SOUNDG28)	RN: 264
--------------	---------------------	---------

Symbol Explanation: for deep soundings, greater than safety depth

Look up table affected: N/A

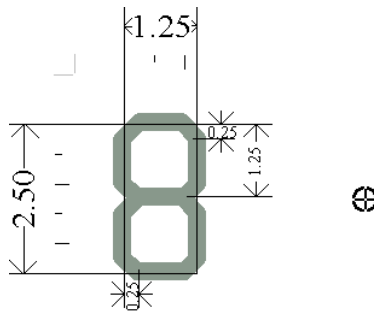
Called by CSP etc.: CSP SNDFRM04 Continuation A

Pivot Point Column: 4.00

Pivot Point Row: 1.25

Width of Bounding Box: 1.25

Height of Bounding Box: 2.50











Symbol Colours:  SNDG1

Comments: Line weight 0.3 mm

Examples on ENC: N/A

References:

S57	INT 1	
SOUNDG	I 2, 4, 10-15; K 17	(I 4)  
OBSTRN	I 2, 4; K 41, 42, 46.2; L 20, 21.2; M 43; Q 42	(K 41)  
UWTROC	K 11, 12, 14.1, 14.2, 15; O 27	(K 14.1)   
WRECKS	K 21, 22, 26, 27, 30	(K 26) 

Symbol Name:	SY(SOUNDG29)	RN: 265
--------------	---------------------	---------

Symbol Explanation: for deep soundings, greater than safety depth

Look up table affected: N/A

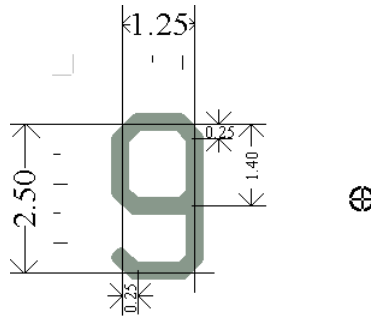
Called by CSP etc.: CSP SNDFRM04 Continuation A

Pivot Point Column: 4.00

Pivot Point Row: 1.25

Width of Bounding Box: 1.25

Height of Bounding Box: 2.50





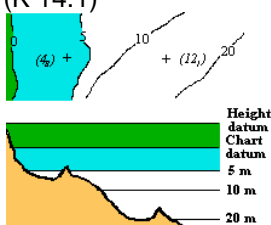



Symbol Colours:  SNDG1

Comments: Line weight 0.3 mm

Examples on ENC: N/A

References:

S57	INT 1	
SOUNDG	I 2, 4, 10-15; K 17	(I 4)  
OBSTRN	I 2, 4; K 41, 42, 46.2; L 20, 21.2; M 43; Q 42	(K 41)  
UWTROC	K 11, 12, 14.1, 14.2, 15; O 27	(K 14.1) 
WRECKS	K 21, 22, 26, 27, 30	(K 26) 

Symbol Name:	SY(SOUNDG30)	RN: 266
--------------	---------------------	---------

Symbol Explanation: for deep soundings, greater than safety depth

Look up table affected: N/A

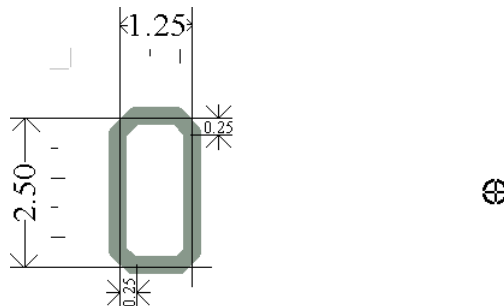
Called by CSP etc.: CSP SNDFRM04 Continuation C

Pivot Point Column: 6.25

Pivot Point Row: 1.25

Width of Bounding Box: 1.25

Height of Bounding Box: 2.50





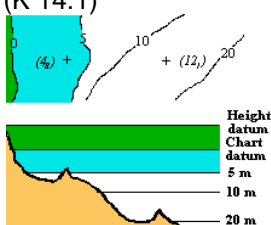



Symbol Colours:  SNDG1

Comments: Line weight 0.3 mm

Examples on ENC: N/A

References:

S57	INT 1	
SOUNDG	I 2, 4, 10-15; K 17	(I 4)  
OBSTRN	I 2, 4; K 41, 42, 46.2; L 20, 21.2; M 43; Q 42	(K 41)  
UWTROC	K 11, 12, 14.1, 14.2, 15; O 27	(K 14.1) 
WRECKS	K 21, 22, 26, 27, 30	(K 26) 

Symbol Name:	SY(SOUNDG31)	RN: 267
--------------	---------------------	---------

Symbol Explanation: for deep soundings, greater than safety depth

Look up table affected: N/A

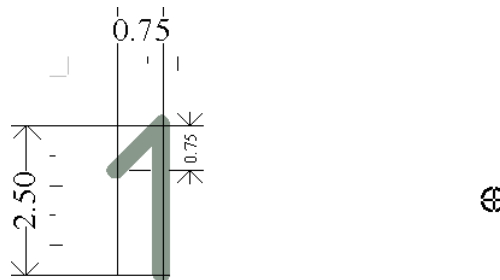
Called by CSP etc.: CSP SNDFRM04 Continuation C

Pivot Point Column: 6.25

Pivot Point Row: 1.25

Width of Bounding Box: 0.75

Height of Bounding Box: 2.50





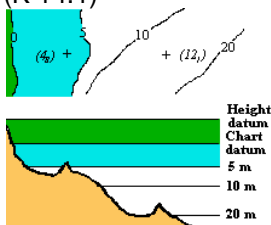



Symbol Colours:  SNDG1

Comments: Line weight 0.3 mm

Examples on ENC: N/A

References:

S57	INT 1	
SOUNDG	I 2, 4, 10-15; K 17	(I 4)  
OBSTRN	I 2, 4; K 41, 42, 46.2; L 20, 21.2; M 43; Q 42	(K 41)  
UWTROC	K 11, 12, 14.1, 14.2, 15; O 27	(K 14.1) 
WRECKS	K 21, 22, 26, 27, 30	(K 26) 

Symbol Name:	SY(SOUNDG32)	RN: 268
--------------	--------------	---------

Symbol Explanation: for deep soundings, greater than safety depth

Look up table affected: N/A

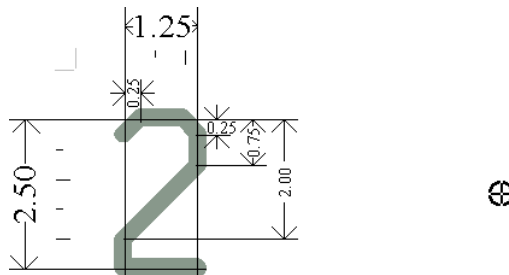
Called by CSP etc.: CSP SNDFRM04 Continuation C

Pivot Point Column: 6.25

Pivot Point Row: 1.25

Width of Bounding Box: 1.25

Height of Bounding Box: 2.50





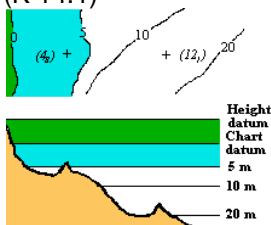



Symbol Colours:  SNDG1

Comments: Line weight 0.3 mm

Examples on ENC: N/A

References:

S57	INT 1	
SOUNDG	I 2, 4, 10-15; K 17	(I 4)  
OBSTRN	I 2, 4; K 41, 42, 46.2; L 20, 21.2; M 43; Q 42	(K 41)  
UWTROC	K 11, 12, 14.1, 14.2, 15; O 27	(K 14.1) 
WRECKS	K 21, 22, 26, 27, 30	(K 26) 

Symbol Name:	SY(SOUNDG33)	RN: 269
--------------	---------------------	---------

Symbol Explanation: for deep soundings, greater than safety depth

Look up table affected: N/A

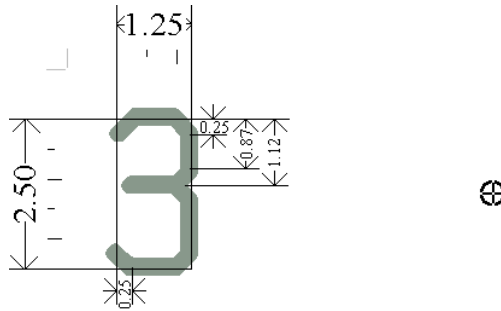
Called by CSP etc.: CSP SNDFRM04 Continuation C

Pivot Point Column: 6.25

Pivot Point Row: 1.25

Width of Bounding Box: 1.25

Height of Bounding Box: 2.50



Symbol Colours:



SNDG1

Comments: Line weight 0.3 mm

Examples on ENC: N/A

References:

S57	INT 1
SOUNDG	I 2, 4, 10-15; K 17 (I 4)
OBSTRN	(K 41)
UWTROC	(K 14.1)
WRECKS	(K 26)

Symbol Name:	SY(SOUNDG34)	RN: 270
--------------	--------------	---------

Symbol Explanation: for deep soundings, greater than safety depth

Look up table affected: N/A

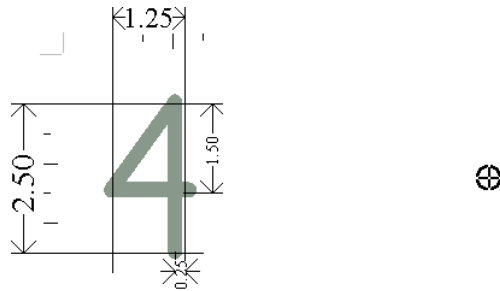
Called by CSP etc.: CSP SNDFRM04 Continuation C

Pivot Point Column: 6.25

Pivot Point Row: 1.25

Width of Bounding Box: 1.25

Height of Bounding Box: 2.50





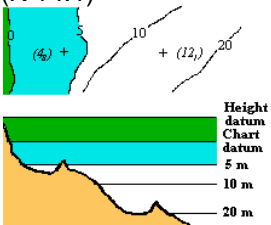



Symbol Colours:  SNDG1

Comments: Line weight 0.3 mm

Examples on ENC: N/A

References:

S57	INT 1	
SOUNDG	I 2, 4, 10-15; K 17	(I 4)  
OBSTRN	I 2, 4; K 41, 42, 46.2; L 20, 21.2; M 43; Q 42	(K 41)  
UWTROC	K 11, 12, 14.1, 14.2, 15; O 27	(K 14.1) 
WRECKS	K 21, 22, 26, 27, 30	(K 26) 

Symbol Name:	SY(SOUNDG35)	RN: 271
--------------	---------------------	---------

Symbol Explanation: for deep soundings, greater than safety depth

Look up table affected: N/A

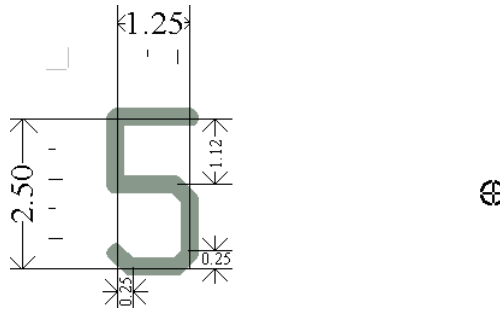
Called by CSP etc.: CSP SNDFRM04 Continuation C

Pivot Point Column: 6.25

Pivot Point Row: 1.25

Width of Bounding Box: 1.25

Height of Bounding Box: 2.50



Symbol Colours: SNDG1

Comments: Line weight 0.3 mm

Examples on ENC: N/A

References:

S57	INT 1	
SOUNDG	I 2, 4, 10-15; K 17	(I 4)
OBSTRN	I 2, 4; K 41, 42, 46.2; L 20, 21.2; M 43; Q 42	(K 41)
UWTROC	K 11, 12, 14.1, 14.2, 15; O 27	(K 14.1)
WRECKS	K 21, 22, 26, 27, 30	(K 26)

Symbol Name:	SY(SOUNDG36)	RN: 272
--------------	---------------------	---------

Symbol Explanation: for deep soundings, greater than safety depth

Look up table affected: N/A

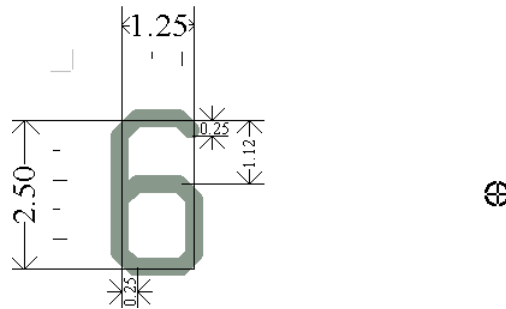
Called by CSP etc.: CSP SNDFRM04 Continuation C

Pivot Point Column: 6.25

Pivot Point Row: 1.25

Width of Bounding Box: 1.25

Height of Bounding Box: 2.50



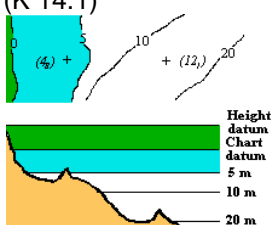



Symbol Colours:  SNDG1

Comments: Line weight 0.3 mm

Examples on ENC: N/A

References:

S57	INT 1	
SOUNDG	I 2, 4, 10-15; K 17	(I 4) 
OBSTRN	I 2, 4; K 41, 42, 46.2; L 20, 21.2; M 43; Q 42	(K 41) 
UWTROC	K 11, 12, 14.1, 14.2, 15; O 27	(K 14.1) 
WRECKS	K 21, 22, 26, 27, 30	(K 26) 

Symbol Name:	SY(SOUNDG37)	RN: 273
--------------	---------------------	---------

Symbol Explanation: for deep soundings, greater than safety depth

Look up table affected: N/A

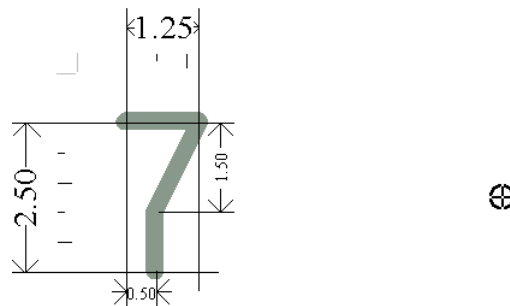
Called by CSP etc.: CSP SNDFRM04 Continuation C

Pivot Point Column: 6.25

Pivot Point Row: 1.00

Width of Bounding Box: 1.25

Height of Bounding Box: 2.50





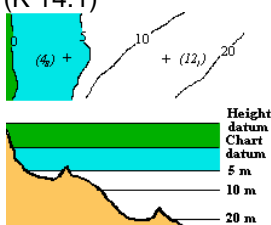



Symbol Colours:  SNDG1

Comments: Line weight 0.3 mm

Examples on ENC: N/A

References:

S57	INT 1	
SOUNDG	I 2, 4, 10-15; K 17	(I 4)  
OBSTRN	I 2, 4; K 41, 42, 46.2; L 20, 21.2; M 43; Q 42	(K 41)  
UWTROC	K 11, 12, 14.1, 14.2, 15; O 27	(K 14.1)  Height datum Chart datum 5 m 10 m 20 m
WRECKS	K 21, 22, 26, 27, 30	(K 26) 

Symbol Name:	SY(SOUNDG38)	RN: 274
--------------	---------------------	---------

Symbol Explanation: for deep soundings, greater than safety depth

Look up table affected: N/A

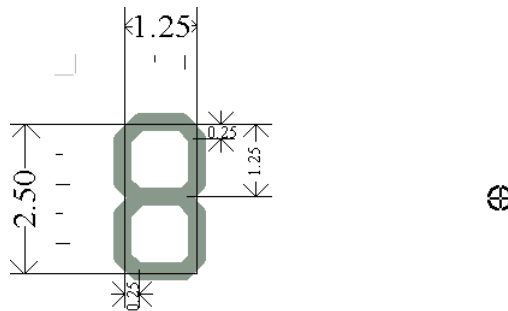
Called by CSP etc.: CSP SNDFRM04 Continuation C

Pivot Point Column: 6.25

Pivot Point Row: 1.25

Width of Bounding Box: 1.25

Height of Bounding Box: 2.50











Symbol Colours:  SNDG1

Comments: Line weight 0.3 mm

Examples on ENC: N/A

References:

S57	INT 1	
SOUNDG	I 2, 4, 10-15; K 17	(I 4)  
OBSTRN	I 2, 4; K 41, 42, 46.2; L 20, 21.2; M 43; Q 42	(K 41)  <i>Obstrn</i>  <i>Obstrn</i>
UWTROC	K 11, 12, 14.1, 14.2, 15; O 27	(K 14.1)  +  20  Height datum Chart datum 5 m 10 m 20 m
WRECKS	K 21, 22, 26, 27, 30	(K 26)  <i>Wk</i>

Symbol Name:	SY(SOUNDG39)	RN: 275
--------------	---------------------	---------

Symbol Explanation: for deep soundings, greater than safety depth

Look up table affected: N/A

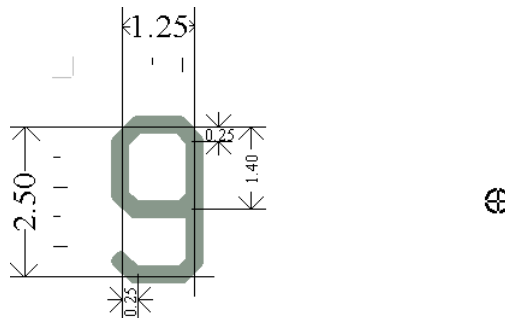
Called by CSP etc.: CSP SNDFRM04 Continuation C

Pivot Point Column: 6.25

Pivot Point Row: 1.25

Width of Bounding Box: 1.25

Height of Bounding Box: 2.50





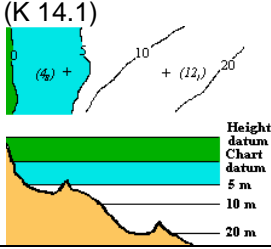



Symbol Colours:  SNDG1

Comments: Line weight 0.3 mm

Examples on ENC: N/A

References:

S57	INT 1	
SOUNDG	I 2, 4, 10-15; K 17	(I 4)  
OBSTRN	I 2, 4; K 41, 42, 46.2; L 20, 21.2; M 43; Q 42	(K 41)  
UWTROC	K 11, 12, 14.1, 14.2, 15; O 27	(K 14.1)  Height datum Chart datum 5 m 10 m 20 m
WRECKS	K 21, 22, 26, 27, 30	(K 26) 

Symbol Name:	SY(SOUNDG40)	RN: 276
--------------	---------------------	---------

Symbol Explanation: for deep soundings, greater than safety depth

Look up table affected: N/A

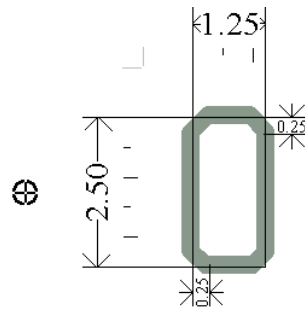
Called by CSP etc.: CSP SNDFRM04 Continuation B

Pivot Point Column: -2.75

Pivot Point Row: 1.25

Width of Bounding Box: 1.25

Height of Bounding Box: 2.50





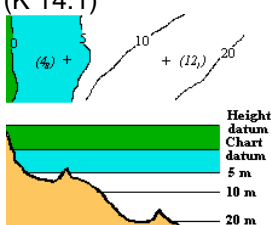



Symbol Colours:  SNDG1

Comments: Line weight 0.3 mm

Examples on ENC: N/A

References:

S57	INT 1	
SOUNDG	I 2, 4, 10-15; K 17	(I 4)  
OBSTRN	I 2, 4; K 41, 42, 46.2; L 20, 21.2; M 43; Q 42	(K 41)  
UWTROC	K 11, 12, 14.1, 14.2, 15; O 27	(K 14.1) 
WRECKS	K 21, 22, 26, 27, 30	(K 26) 

Symbol Name:	SY(SOUNDG41)	RN: 277
--------------	--------------	---------

Symbol Explanation: for deep soundings, greater than safety depth

Look up table affected: N/A

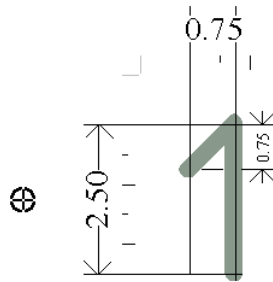
Called by CSP etc.: CSP SNDFRM04 Continuation B

Pivot Point Column: -2.75

Pivot Point Row: 1.25

Width of Bounding Box: 0.75

Height of Bounding Box: 2.50





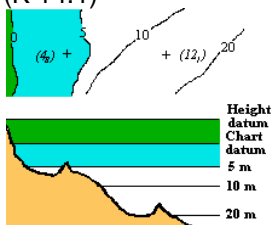



Symbol Colours:  SNDG1

Comments: Line weight 0.3 mm

Examples on ENC: N/A

References:

S57	INT 1	
SOUNDG	I 2, 4, 10-15; K 17	(I 4)  
OBSTRN	I 2, 4; K 41, 42, 46.2; L 20, 21.2; M 43; Q 42	(K 41)  
UWTROC	K 11, 12, 14.1, 14.2, 15; O 27	(K 14.1) 
WRECKS	K 21, 22, 26, 27, 30	(K 26) 

Symbol Name:	SY(SOUNDG42)	RN: 278
--------------	--------------	---------

Symbol Explanation: for deep soundings, greater than safety depth

Look up table affected: N/A

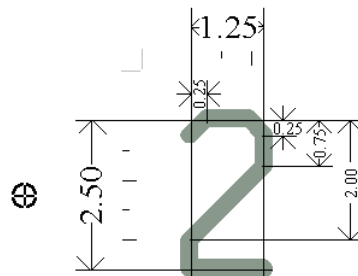
Called by CSP etc.: CSP SNDFRM04 Continuation B


Pivot Point Column: -2.75

Pivot Point Row: 1.25

Width of Bounding Box: 1.25

Height of Bounding Box: 2.50





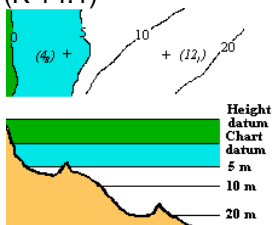



Symbol Colours:  SNDG1

Comments: Line weight 0.3 mm

Examples on ENC: N/A

References:

S57	INT 1	
SOUNDG	I 2, 4, 10-15; K 17	(I 4)  
OBSTRN	I 2, 4; K 41, 42, 46.2; L 20, 21.2; M 43; Q 42	(K 41)  
UWTROC	K 11, 12, 14.1, 14.2, 15; O 27	(K 14.1) 
WRECKS	K 21, 22, 26, 27, 30	(K 26) 

Symbol Name:	SY(SOUNDG43)	RN: 279
--------------	--------------	---------

Symbol Explanation: for deep soundings, greater than safety depth

Look up table affected: N/A

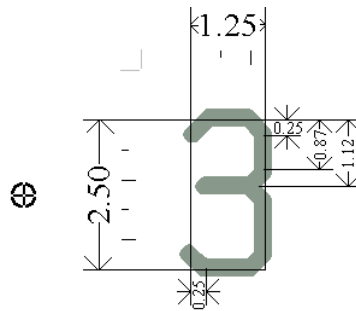
Called by CSP etc.: CSP SNDFRM04 Continuation B

Pivot Point Column: -2.75

Pivot Point Row: 1.25

Width of Bounding Box: 1.25

Height of Bounding Box: 2.50





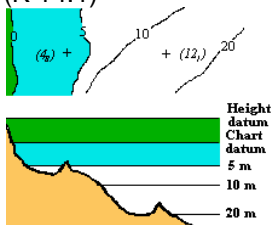



Symbol Colours:  SNDG1

Comments: Line weight 0.3 mm

Examples on ENC: N/A

References:

S57	INT 1
SOUNDG	(I 4)  
OBSTRN	(K 41)  
UWTROC	(K 14.1) 
WRECKS	(K 26) 

Symbol Name:	SY(SOUNDG44)	RN: 280
--------------	--------------	---------

Symbol Explanation: for deep soundings, greater than safety depth

Look up table affected: N/A

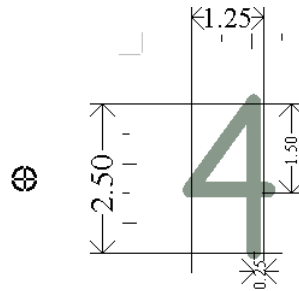
Called by CSP etc.: CSP SNDFRM04 Continuation B


Pivot Point Column: -2.75

Pivot Point Row: 1.25

Width of Bounding Box: 1.25

Height of Bounding Box: 2.50





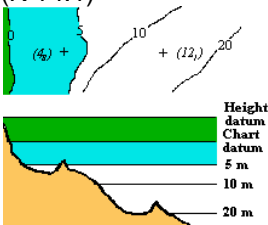



Symbol Colours:  SNDG1

Comments: Line weight 0.3 mm

Examples on ENC: N/A

References:

S57	INT 1	
SOUNDG	I 2, 4, 10-15; K 17	(I 4)  
OBSTRN	I 2, 4; K 41, 42, 46.2; L 20, 21.2; M 43; Q 42	(K 41)  
UWTROC	K 11, 12, 14.1, 14.2, 15; O 27	(K 14.1)  Height datum Chart datum 5 m 10 m 20 m
WRECKS	K 21, 22, 26, 27, 30	(K 26) 

Symbol Name:	SY(SOUNDG45)	RN: 281
--------------	---------------------	---------

Symbol Explanation: for deep soundings, greater than safety depth

Look up table affected: N/A

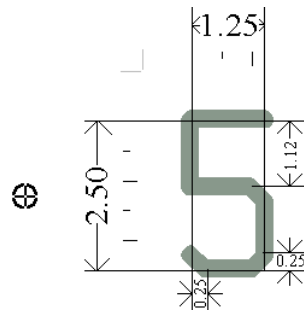
Called by CSP etc.: CSP SNDFRM04 Continuation B

Pivot Point Column: -2.75

Pivot Point Row: 1.25

Width of Bounding Box: 1.25

Height of Bounding Box: 2.50





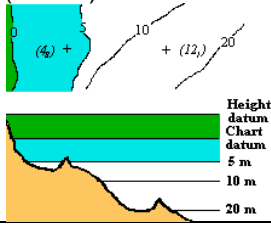



Symbol Colours:  SNDG1

Comments: Line weight 0.3 mm

Examples on ENC: N/A

References:

S57	INT 1	
SOUNDG	I 2, 4, 10-15; K 17	(I 4)  
OBSTRN	I 2, 4; K 41, 42, 46.2; L 20, 21.2; M 43; Q 42	(K 41)  
UWTROC	K 11, 12, 14.1, 14.2, 15; O 27	(K 14.1) 
WRECKS	K 21, 22, 26, 27, 30	(K 26) 

Symbol Name:	SY(SOUNDG46)	RN: 282
--------------	--------------	---------

Symbol Explanation: for deep soundings, greater than safety depth

Look up table affected: N/A

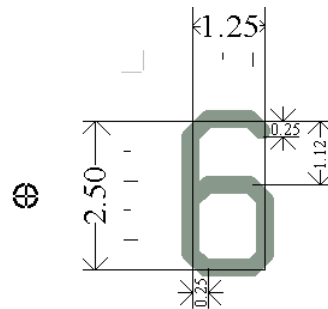
Called by CSP etc.: CSP SNDFRM04 Continuation B

Pivot Point Column: -2.75

Pivot Point Row: 1.25

Width of Bounding Box: 1.25

Height of Bounding Box: 2.50





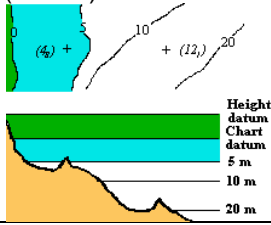



Symbol Colours:  SNDG1

Comments: Line weight 0.3 mm

Examples on ENC:

References:

S57	INT 1	
SOUNDG	I 2, 4, 10-15; K 17	(I 4)  
OBSTRN	I 2, 4; K 41, 42, 46.2; L 20, 21.2; M 43; Q 42	(K 41)  
UWTROC	K 11, 12, 14.1, 14.2, 15; O 27	(K 14.1) 
WRECKS	K 21, 22, 26, 27, 30	(K 26) 

Symbol Name:	SY(SOUNDG47)	RN: 283
--------------	--------------	---------

Symbol Explanation: for deep soundings, greater than safety depth

Look up table affected: N/A

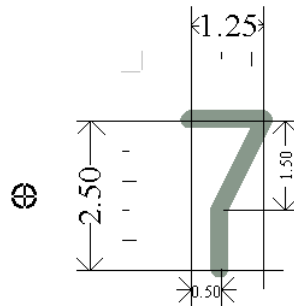
Called by CSP etc.: CSP SNDFRM04 Continuation B

Pivot Point Column: -2.75

Pivot Point Row: 1.25

Width of Bounding Box: 1.25

Height of Bounding Box: 2.50





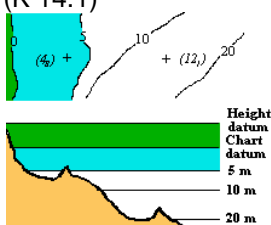



Symbol Colours:  SNDG1

Comments: Line weight 0.3 mm

Examples on ENC: N/A

References:

S57	INT 1	
SOUNDG	I 2, 4, 10-15; K 17	(I 4)  
OBSTRN	I 2, 4; K 41, 42, 46.2; L 20, 21.2; M 43; Q 42	(K 41)  
UWTROC	K 11, 12, 14.1, 14.2, 15; O 27	(K 14.1) 
WRECKS	K 21, 22, 26, 27, 30	(K 26) 

Symbol Name:	SY(SOUNDG48)	RN: 284
--------------	---------------------	---------

Symbol Explanation: for deep soundings, greater than safety depth

Look up table affected: N/A

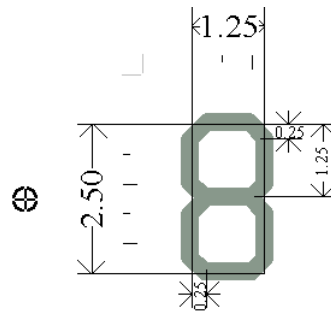
Called by CSP etc.: CSP SNDFRM04 Continuation B

Pivot Point Column: -2.75

Pivot Point Row: 1.25

Width of Bounding Box: 1.25

Height of Bounding Box: 2.50





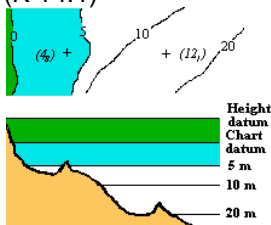



Symbol Colours:  SNDG1

Comments: Line weight 0.3 mm

Examples on ENC: N/A

References:

S57	INT 1	
SOUNDG	I 2, 4, 10-15; K 17	(I 4)  
OBSTRN	I 2, 4; K 41, 42, 46.2; L 20, 21.2; M 43; Q 42	(K 41)  
UWTROC	K 11, 12, 14.1, 14.2, 15; O 27	(K 14.1)  Height datum Chart datum datum 5 m 10 m 20 m
WRECKS	K 21, 22, 26, 27, 30	(K 26) 

Symbol Name:	SY(SOUNDG49)	RN: 285
--------------	---------------------	---------

Symbol Explanation: for deep soundings, greater than safety depth

Look up table affected: N/A

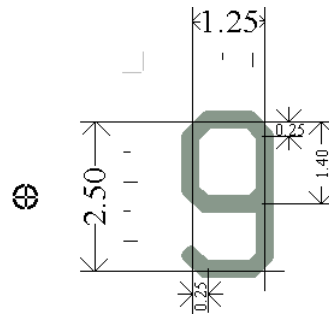
Called by CSP etc.: CSP SNDFRM04 Continuation B

Pivot Point Column: -2.75

Pivot Point Row: 1.25

Width of Bounding Box: 1.25

Height of Bounding Box: 2.50





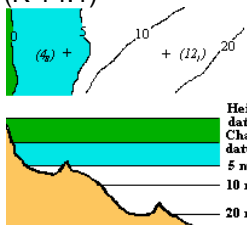



Symbol Colours:  SNDG1

Comments: Line weight 0.3 mm

Examples on ENC: N/A

References:

S57	INT 1	
SOUNDG	I 2, 4, 10-15; K 17	(I 4)  
OBSTRN	I 2, 4; K 41, 42, 46.2; L 20, 21.2; M 43; Q 42	(K 41)  
UWTROC	K 11, 12, 14.1, 14.2, 15; O 27	(K 14.1)  Height datum Chart datum datum 5 m 10 m 20 m
WRECKS	K 21, 22, 26, 27, 30	(K 26) 

Symbol Name:	SY(SOUNDG50)	RN: 286
--------------	---------------------	---------

Symbol Explanation: for deep soundings, greater than safety depth

Look up table affected: N/A

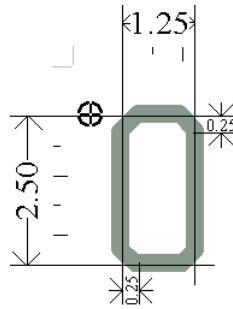
Called by CSP etc.: CSP SNDFRM04 Continuation A

Pivot Point Column: -0.50

Pivot Point Row: 0.00

Width of Bounding Box: 1.25

Height of Bounding Box: 2.50





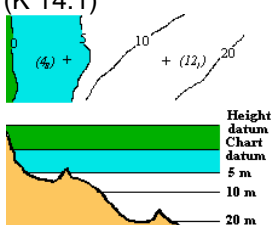



Symbol Colours:  SNDG1

Comments: Line weight 0.3 mm

Examples on ENC: N/A

References:

S57	INT 1	
SOUNDG	I 2, 4, 10-15; K 17	(I 4)  
OBSTRN	I 2, 4; K 41, 42, 46.2; L 20, 21.2; M 43; Q 42	(K 41)  
UWTROC	K 11, 12, 14.1, 14.2, 15; O 27	(K 14.1) 
WRECKS	K 21, 22, 26, 27, 30	(K 26) 

Symbol Name:	SY(SOUNDG51)	RN: 287
--------------	--------------	---------

Symbol Explanation: for deep soundings, greater than safety depth

Look up table affected: N/A

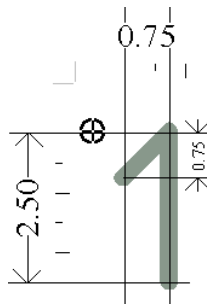
Called by CSP etc.: CSP SNDFRM04 Continuation A

Pivot Point Column: -0.50

Pivot Point Row: 0.00

Width of Bounding Box: 0.75

Height of Bounding Box: 2.50





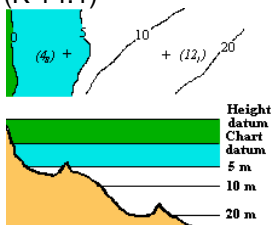



Symbol Colours:  SNDG1

Comments: Line weight 0.3 mm

Examples on ENC: N/A

References:

S57	INT 1	
SOUNDG	I 2, 4, 10-15; K 17	(I 4)  
OBSTRN	I 2, 4; K 41, 42, 46.2; L 20, 21.2; M 43; Q 42	(K 41)  
UWTROC	K 11, 12, 14.1, 14.2, 15; O 27	(K 14.1)  Height datum Chart datum datum 5 m 10 m 20 m
WRECKS	K 21, 22, 26, 27, 30	(K 26) 

Symbol Name:	SY(SOUNDG52)	RN: 288
--------------	--------------	---------

Symbol Explanation: for deep soundings, greater than safety depth

Look up table affected: N/A

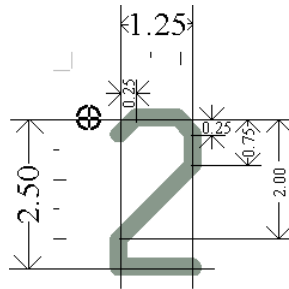
Called by CSP etc.: CSP SNDFRM04 Continuation A

Pivot Point Column: -0.50

Pivot Point Row: 0.00

Width of Bounding Box: 1.25

Height of Bounding Box: 2.50





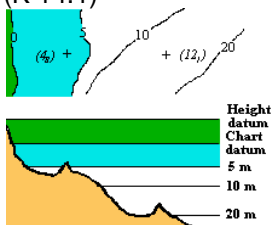



Symbol Colours:  SNDG1

Comments: Line weight 0.3 mm

Examples on ENC: N/A

References:

S57	INT 1	
SOUNDG	I 2, 4, 10-15; K 17	(I 4)  
OBSTRN	I 2, 4; K 41, 42, 46.2; L 20, 21.2; M 43; Q 42	(K 41)  
UWTROC	K 11, 12, 14.1, 14.2, 15; O 27	(K 14.1) 
WRECKS	K 21, 22, 26, 27, 30	(K 26) 

Symbol Name:	SY(SOUNDG53)	RN: 289
--------------	--------------	---------

Symbol Explanation: for deep soundings, greater than safety depth

Look up table affected: N/A

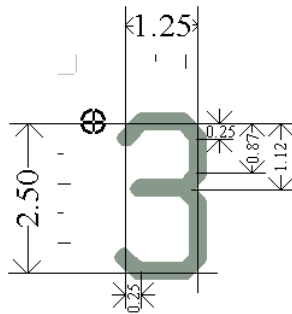
Called by CSP etc.: CSP SNDFRM04 Continuation A

Pivot Point Column: -0.50

Pivot Point Row: 0.00

Width of Bounding Box: 1.25

Height of Bounding Box: 2.50





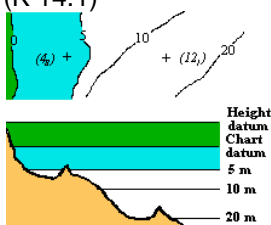



Symbol Colours:  SNDG1

Comments: Line weight 0.3 mm

Examples on ENC: N/A

References:

S57	INT 1	
SOUNDG	I 2, 4, 10-15; K 17	(I 4)  
OBSTRN	I 2, 4; K 41, 42, 46.2; L 20, 21.2; M 43; Q 42	(K 41)  
UWTROC	K 11, 12, 14.1, 14.2, 15; O 27	(K 14.1) 
WRECKS	K 21, 22, 26, 27, 30	(K 26) 

Symbol Name:	SY(SOUNDG54)	RN: 290
--------------	---------------------	---------

Symbol Explanation: for deep soundings, greater than safety depth

Look up table affected: N/A

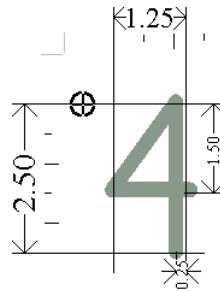
Called by CSP etc.: CSP SNDFRM04 Continuation A


Pivot Point Column: -0.50

Pivot Point Row: 0.00

Width of Bounding Box: 1.25

Height of Bounding Box: 2.50



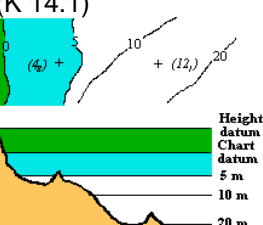



Symbol Colours:  SNDG1

Comments: Line weight 0.3 mm

Examples on ENC: N/A

References:

S57	INT 1	
SOUNDG	I 2, 4, 10-15; K 17	(I 4) 
OBSTRN	I 2, 4; K 41, 42, 46.2; L 20, 21.2; M 43; Q 42	(K 41) 
UWTROC	K 11, 12, 14.1, 14.2, 15; O 27	(K 14.1) 
WRECKS	K 21, 22, 26, 27, 30	(K 26) 

Symbol Name:	SY(SOUNDG55)	RN: 291
--------------	---------------------	---------

Symbol Explanation: for deep soundings, greater than safety depth

Look up table affected: N/A

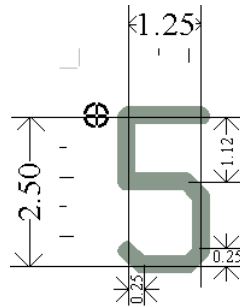
Called by CSP etc.: CSP SNDFRM04 Continuation A

Pivot Point Column: -0.50

Pivot Point Row: 0.00

Width of Bounding Box: 1.25

Height of Bounding Box: 2.50





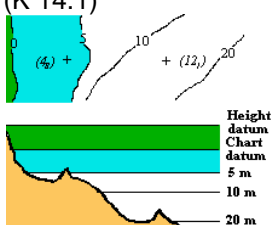



Symbol Colours:  SNDG1

Comments: Line weight 0.3 mm

Examples on ENC: N/A

References:

S57	INT 1	
SOUNDG	I 2, 4, 10-15; K 17	(I 4)  
OBSTRN	I 2, 4; K 41, 42, 46.2; L 20, 21.2; M 43; Q 42	(K 41)  
UWTROC	K 11, 12, 14.1, 14.2, 15; O 27	(K 14.1) 
WRECKS	K 21, 22, 26, 27, 30	(K 26) 

Symbol Name:	SY(SOUNDG56)	RN: 292
--------------	---------------------	---------

Symbol Explanation: for deep soundings, greater than safety depth

Look up table affected: N/A

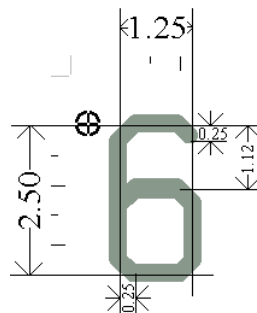
Called by CSP etc.: CSP SNDFRM04 Continuation A


Pivot Point Column: -0.50

Pivot Point Row: 0.00

Width of Bounding Box: 1.25

Height of Bounding Box: 2.50



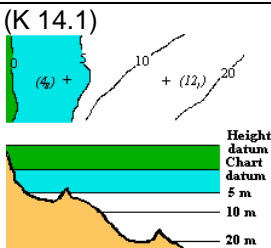
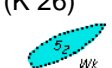


Symbol Colours:  SNDG1

Comments: Line weight 0.3 mm

Examples on ENC: N/A

References:

S57	INT 1	
SOUNDG	I 2, 4, 10-15; K 17	(I 4) 
OBSTRN	I 2, 4; K 41, 42, 46.2; L 20, 21.2; M 43; Q 42	(K 41) 
UWTROC	K 11, 12, 14.1, 14.2, 15; O 27	(K 14.1) 
WRECKS	K 21, 22, 26, 27, 30	(K 26) 

Symbol Name:	SY(SOUNDG57)	RN: 293
--------------	--------------	---------

Symbol Explanation: for deep soundings, greater than safety depth

Look up table affected: N/A

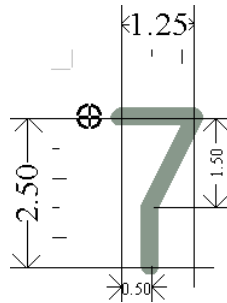
Called by CSP etc.: CSP SNDFRM04 Continuation A

Pivot Point Column: -0.50

Pivot Point Row: 0.00

Width of Bounding Box: 1.25

Height of Bounding Box: 2.50





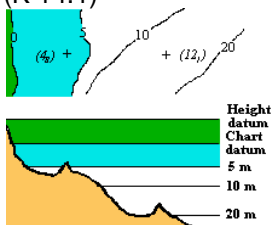



Symbol Colours:  SNDG1

Comments: Line weight 0.3 mm

Examples on ENC: N/A

References:

S57	INT 1	
SOUNDG	I 2, 4, 10-15; K 17	(I 4)  
OBSTRN	I 2, 4; K 41, 42, 46.2; L 20, 21.2; M 43; Q 42	(K 41)  
UWTROC	K 11, 12, 14.1, 14.2, 15; O 27	(K 14.1)  Height datum Chart datum datum 5 m 10 m 20 m
WRECKS	K 21, 22, 26, 27, 30	(K 26) 

Symbol Name:	SY(SOUNDG58)	RN: 294
--------------	---------------------	---------

Symbol Explanation: for deep soundings, greater than safety depth

Look up table affected: N/A

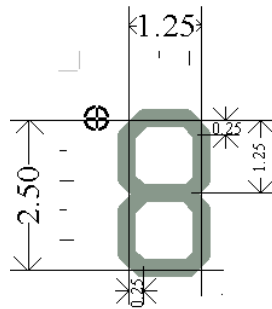
Called by CSP etc.: CSP SNDFRM04 Continuation A

Pivot Point Column: -0.50

Pivot Point Row: 0.00

Width of Bounding Box: 1.25

Height of Bounding Box: 2.50





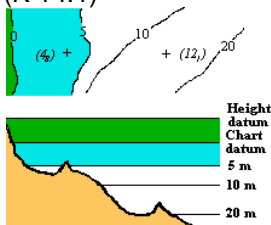



Symbol Colours:  SNDG1

Comments: Line weight 0.3 mm

Examples on ENC: N/A

References:

S57	INT 1	
SOUNDG	I 2, 4, 10-15; K 17	(I 4)  
OBSTRN	I 2, 4; K 41, 42, 46.2; L 20, 21.2; M 43; Q 42	(K 41)  
UWTROC	K 11, 12, 14.1, 14.2, 15; O 27	(K 14.1) 
WRECKS	K 21, 22, 26, 27, 30	(K 26) 

Symbol Name:	SY(SOUNDG59)	RN: 295
--------------	--------------	---------

Symbol Explanation: for deep soundings, greater than safety depth

Look up table affected: N/A

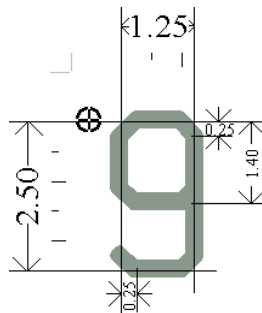
Called by CSP etc.: CSP SNDFRM04 Continuation A

Pivot Point Column: -0.50

Pivot Point Row: 0.00

Width of Bounding Box: 1.25

Height of Bounding Box: 2.50



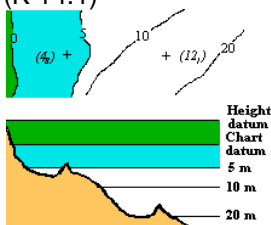
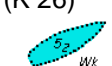


Symbol Colours:  SNDG1

Comments: Line weight 0.3 mm

Examples on ENC: N/A

References:

S57	INT 1	
SOUNDG	I 2, 4, 10-15; K 17	(I 4) 
OBSTRN	I 2, 4; K 41, 42, 46.2; L 20, 21.2; M 43; Q 42	(K 41) 
UWTROC	K 11, 12, 14.1, 14.2, 15; O 27	(K 14.1) 
WRECKS	K 21, 22, 26, 27, 30	(K 26) 

Symbol Name:	SY(SOUNDGB1)	RN: 296
--------------	-----------------------	---------

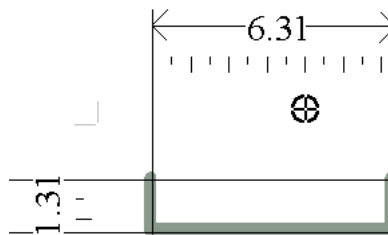
Symbol Explanation: symbol for swept sounding, used for deep soundings greater than safety depth

Look up table affected: N/A

Called by CSP etc.: CSP SNDFRM04

Pivot Point Column: 4.10
Pivot Point Row: -1.78

Width of Bounding Box: 6.31
Height of Bounding Box: 1.31








Symbol Colours:  SNDG1

Comments: Line weight 0.3 mm

Examples on ENC: N/A

References:

S57	INT 1	
as applicable	K 2	
OBSTRN	K 42	 
WRECKS	K 27	 

Symbol Name:	SY(SOUNDGC2)	RN: 298
--------------	-----------------------	---------

Symbol Explanation: sounding of low accuracy

Look up table affected: N/A

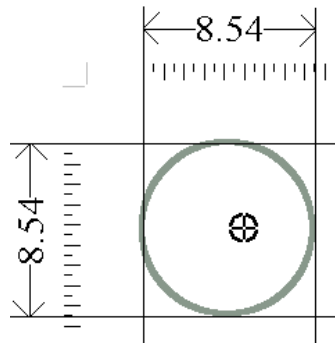
Called by CSP etc.: CSP SNDFRM04

Pivot Point Column: 4.27

Pivot Point Row: 4.27

Width of Bounding Box: 8.54

Height of Bounding Box: 8.54



Symbol Colours:



SNDG1

Comments: Line weight 0.3 mm; circle diameter 8.54 mm

Examples on ENC: N/A

References:

S57	INT 1	
as applicable	B 7, 8; I 1, 3.1, 3.2; IP 89	(B 8) <i>FD</i>
OBSTRN	I 2	(I 2) <i>SD</i>
SOUNDG	I 2, 4, 13, 14	(I 14) 12 97

Symbol Name:	SY(SOUNDS00)	RN: 299
--------------	---------------------	---------

Symbol Explanation: shallow soundings, less than or equal to the safety depth

Look up table affected: N/A

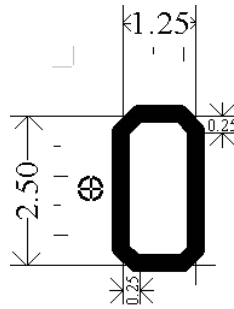
Called by CSP etc.: CSP SNDFRM04 Continuation B

Pivot Point Column: -0.50

Pivot Point Row: 1.25

Width of Bounding Box: 1.25

Height of Bounding Box: 2.50





Symbol Colours: SNDG2

Comments: Line weight 0.3 mm

Examples on ENC: N/A

References:

S57	INT 1	
SOUNDG	I 2, 4, 10-15; K 17	(I 10) <i>12 97</i>
OBSTRN	I 2, 4; K 41, 42, 46.2; L 20, 21.2; M 43; Q 42	(L 21.2) 
UWTROC	K 11, 12, 14.1, 14.2, 15; O 27	(K 15) <i>21 R</i>
WRECKS	K 21, 22, 26, 27, 30	(K 30) 

Symbol Name:	SY(SOUNDS01)	RN: 300
--------------	--------------	---------

Symbol Explanation: shallow soundings, less than or equal to the safety depth

Look up table affected: N/A

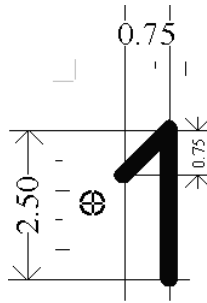
Called by CSP etc.: CSP SNDFRM04 Continuation B

Pivot Point Column: -0.50

Pivot Point Row: 1.25

Width of Bounding Box: 0.75

Height of Bounding Box: 2.50





Symbol Colours: SNDG2

Comments: Line weight 0.3 mm

Examples on ENC: N/A

References:

S57	INT 1	
SOUNDG	I 2, 4, 10-15; K 17	(I 10) <i>12 97</i>
OBSTRN	I 2, 4; K 41, 42, 46.2; L 20, 21.2; M 43; Q 42	(L 21.2) 
UWTROC	K 11, 12, 14.1, 14.2, 15; O 27	(K 15) <i>21 R</i>
WRECKS	K 21, 22, 26, 27, 30	(K 30) 

Symbol Name:	SY(SOUNDS02)	RN: 301
--------------	--------------	---------

Symbol Explanation: shallow soundings, less than or equal to the safety depth

Look up table affected: N/A

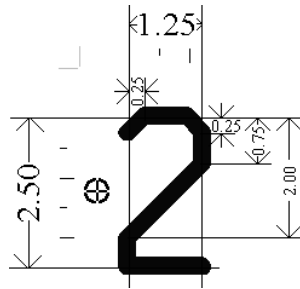
Called by CSP etc.: CSP SNDFRM04 Continuation B

Pivot Point Column: -0.50

Pivot Point Row: 1.25

Width of Bounding Box: 1.25

Height of Bounding Box: 2.50



Symbol Colours: SNDG2

Comments: Line weight 0.3 mm

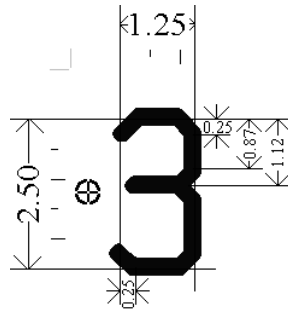
Examples on ENC: N/A

References:

S57	INT 1	
SOUNDG	I 2, 4, 10-15; K 17	(I 10) <i>12 97</i>
OBSTRN	I 2, 4; K 41, 42, 46.2; L 20, 21.2; M 43; Q 42	(L 21.2) <i>25 Well</i>
UWTROC	K 11, 12, 14.1, 14.2, 15; O 27	(K 15) <i>21 R</i>
WRECKS	K 21, 22, 26, 27, 30	(K 30) <i>25 Wk</i>

Symbol Name:	SY(SOUNDS03)	RN: 302
--------------	--------------	---------

Symbol Explanation:	shallow soundings, less than or equal to the safety depth
Look up table affected:	N/A
Called by CSP etc.:	CSP SNDFRM04 Continuation B
Pivot Point Column:	-0.50
Pivot Point Row:	1.25
Width of Bounding Box:	1.25
Height of Bounding Box:	2.50





Symbol Colours: SNDG2

Comments: Line weight 0.3 mm

Examples on ENC: N/A

References:

S57	INT 1	
SOUNDG	I 2, 4, 10-15; K 17	(I 10) <i>12 97</i>
OBSTRN	I 2, 4; K 41, 42, 46.2; L 20, 21.2; M 43; Q 42	(L 21.2)  Well
UWTROC	K 11, 12, 14.1, 14.2, 15; O 27	(K 15) <i>21 R</i>
WRECKS	K 21, 22, 26, 27, 30	(K 30)  Wk

Symbol Name:	SY(SOUNDS04)	RN: 303
--------------	--------------	---------

Symbol Explanation: shallow soundings, less than or equal to the safety depth

Look up table affected: N/A

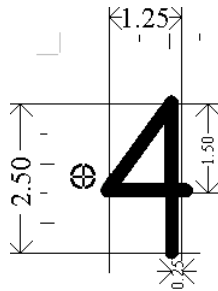
Called by CSP etc.: CSP SNDFRM04 Continuation B

Pivot Point Column: -0.50

Pivot Point Row: 1.25

Width of Bounding Box: 1.25

Height of Bounding Box: 2.50



Symbol Colours: SNDG2

Comments: Line weight 0.3 mm

Examples on ENC: N/A

References:

S57	INT 1	
SOUNDG	I 2, 4, 10-15; K 17	(I 10) <i>12 97</i>
OBSTRN	I 2, 4; K 41, 42, 46.2; L 20, 21.2; M 43; Q 42	(L 21.2) <i>Well</i>
UWTROC	K 11, 12, 14.1, 14.2, 15; O 27	(K 15) <i>21 R</i>
WRECKS	K 21, 22, 26, 27, 30	(K 30) <i>Wk</i>

Symbol Name:	SY(SOUNDS05)	RN: 304
--------------	--------------	---------

Symbol Explanation: shallow soundings, less than or equal to the safety depth

Look up table affected: N/A

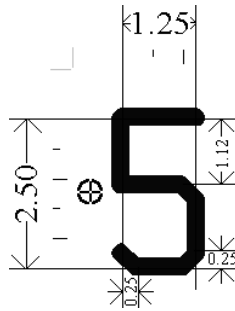
Called by CSP etc.: CSP SNDFRM04 Continuation B

Pivot Point Column: -0.50

Pivot Point Row: 1.25

Width of Bounding Box: 1.25

Height of Bounding Box: 2.50





Symbol Colours: SNDG2

Comments: Line weight 0.3 mm

Examples on ENC: N/A

References:

S57	INT 1	
SOUNDG	I 2, 4, 10-15; K 17	(I 10) <i>12 97</i>
OBSTRN	I 2, 4; K 41, 42, 46.2; L 20, 21.2; M 43; Q 42	(L 21.2)  Well
UWTROC	K 11, 12, 14.1, 14.2, 15; O 27	(K 15) <i>21 R</i>
WRECKS	K 21, 22, 26, 27, 30	(K 30)  Wk

Symbol Name:	SY(SOUNDS06)	RN: 305
--------------	--------------	---------

Symbol Explanation: shallow soundings, less than or equal to the safety depth

Look up table affected: N/A

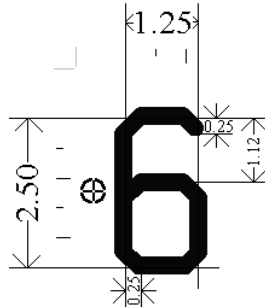
Called by CSP etc.: CSP SNDFRM04 Continuation B

Pivot Point Column: -0.50

Pivot Point Row: 1.25

Width of Bounding Box: 1.25

Height of Bounding Box: 2.50





Symbol Colours: SNDG2

Comments: Line weight 0.3 mm

Examples on ENC: N/A

References:

S57	INT 1	
SOUNDG	I 2, 4, 10-15; K 17	(I 10) <i>12 37</i>
OBSTRN	I 2, 4; K 41, 42, 46.2; L 20, 21.2; M 43; Q 42	(L 21.2) 
UWTROC	K 11, 12, 14.1, 14.2, 15; O 27	(K 15) <i>21 R</i>
WRECKS	K 21, 22, 26, 27, 30	(K 30) 

Symbol Name:	SY(SOUNDS07)	RN: 306
--------------	--------------	---------

Symbol Explanation: shallow soundings, less than or equal to the safety depth

Look up table affected: N/A

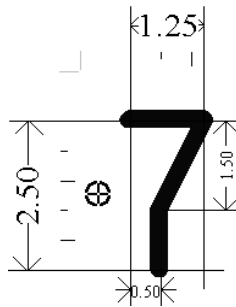
Called by CSP etc.: CSP SNDFRM04 Continuation B

Pivot Point Column: -0.50

Pivot Point Row: 1.25

Width of Bounding Box: 1.25

Height of Bounding Box: 2.50





Symbol Colours: SNDG2

Comments: Line weight 0.3 mm

Examples on ENC: N/A

References:

S57	INT 1	
SOUNDG	I 2, 4, 10-15; K 17	(I 10) <i>12 97</i>
OBSTRN	I 2, 4; K 41, 42, 46.2; L 20, 21.2; M 43; Q 42	(L 21.2)  Well
UWTROC	K 11, 12, 14.1, 14.2, 15; O 27	(K 15) <i>21 R</i>
WRECKS	K 21, 22, 26, 27, 30	(K 30)  Wk

Symbol Name:	SY(SOUNDS08)	RN: 307
--------------	--------------	---------

Symbol Explanation: shallow soundings, less than or equal to the safety depth

Look up table affected: N/A

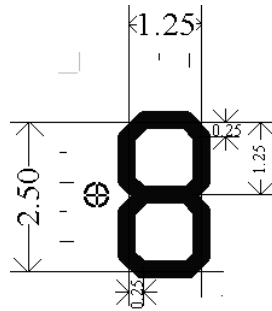
Called by CSP etc.: CSP SNDFRM04 Continuation B

Pivot Point Column: -0.50

Pivot Point Row: 1.25

Width of Bounding Box: 1.25

Height of Bounding Box: 2.50





Symbol Colours: SNDG2

Comments: Line weight 0.3 mm

Examples on ENC: N/A

References:

S57	INT 1	
SOUNDG	I 2, 4, 10-15; K 17	(I 10) <i>12 97</i>
OBSTRN	I 2, 4; K 41, 42, 46.2; L 20, 21.2; M 43; Q 42	(L 21.2) 
UWTROC	K 11, 12, 14.1, 14.2, 15; O 27	(K 15) <i>21 R</i>
WRECKS	K 21, 22, 26, 27, 30	(K 30) 

Symbol Name:	SY(SOUNDS09)	RN: 308
--------------	---------------------	---------

Symbol Explanation: shallow soundings, less than or equal to the safety depth

Look up table affected: N/A

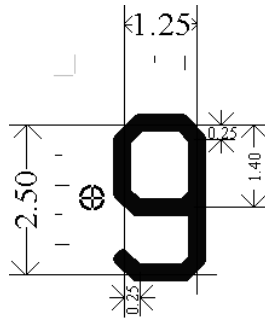
Called by CSP etc.: CSP SNDFRM04 Continuation B

Pivot Point Column: -0.50

Pivot Point Row: 1.25

Width of Bounding Box: 1.25

Height of Bounding Box: 2.50



Symbol Colours: SNDG2

Comments: Line weight 0.3 mm

Examples on ENC: N/A

References:

S57	INT 1	
SOUNDG	I 2, 4, 10-15; K 17	(I 10) <i>12 97</i>
OBSTRN	I 2, 4; K 41, 42, 46.2; L 20, 21.2; M 43; Q 42	(L 21.2) <i>25 Well</i>
UWTROC	K 11, 12, 14.1, 14.2, 15; O 27	(K 15) <i>21 R</i>
WRECKS	K 21, 22, 26, 27, 30	(K 30) <i>25 Wk</i>

Symbol Name:	SY(SOUNDS10)	RN: 309
--------------	---------------------	---------

Symbol Explanation: shallow soundings, less than or equal to the safety depth

Look up table affected: N/A

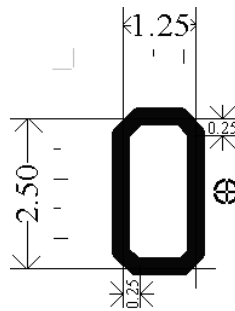
Called by CSP etc.: CSP SNDFRM04 Continuation A, B

Pivot Point Column: 1.75

Pivot Point Row: 1.25

Width of Bounding Box: 1.25

Height of Bounding Box: 2.50





Symbol Colours: SNDG2

Comments: Line weight 0.3 mm

Examples on ENC: N/A

References:

S57	INT 1	
SOUNDG	I 2, 4, 10-15; K 17	(I 10) <i>12 97</i>
OBSTRN	I 2, 4; K 41, 42, 46.2; L 20, 21.2; M 43; Q 42	(L 21.2)  Well
UWTROC	K 11, 12, 14.1, 14.2, 15; O 27	(K 15) <i>21 R</i>
WRECKS	K 21, 22, 26, 27, 30	(K 30)  Wk

Symbol Name:	SY(SOUNDS11)	RN: 310
--------------	--------------	---------

Symbol Explanation: shallow soundings, less than or equal to the safety depth

Look up table affected: N/A

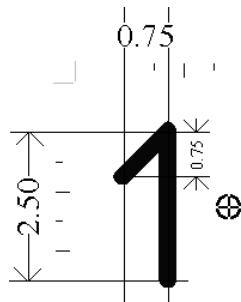
Called by CSP etc.: CSP SNDFRM04 Continuation A, B

Pivot Point Column: 1.75

Pivot Point Row: 1.25

Width of Bounding Box: 0.75

Height of Bounding Box: 2.50





Symbol Colours: SNDG2

Comments: Line weight 0.3 mm

Examples on ENC: N/A

References:

S57	INT 1	
SOUNDG	I 2, 4, 10-15; K 17	(I 10) <i>12 9</i>
OBSTRN	I 2, 4; K 41, 42, 46.2; L 20, 21.2; M 43; Q 42	(L 21.2) 
UWTROC	K 11, 12, 14.1, 14.2, 15; O 27	(K 15) <i>21 R</i>
WRECKS	K 21, 22, 26, 27, 30	(K 30) 

Symbol Name:	SY(SOUNDS12)	RN: 311
--------------	--------------	---------

Symbol Explanation: shallow soundings, less than or equal to the safety depth

Look up table affected: N/A

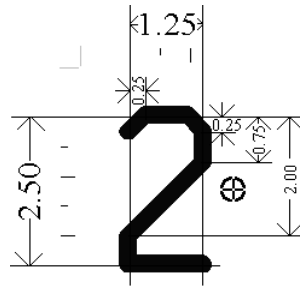
Called by CSP etc.: CSP SNDFRM04 Continuation A, B

Pivot Point Column: 1.75

Pivot Point Row: 1.25

Width of Bounding Box: 1.25

Height of Bounding Box: 2.50





Symbol Colours: SNDG2

Comments: Line weight 0.3 mm

Examples on ENC: N/A

References:

S57	INT 1	
SOUNDG	I 2, 4, 10-15; K 17	(I 10) <i>12 97</i>
OBSTRN	I 2, 4; K 41, 42, 46.2; L 20, 21.2; M 43; Q 42	(L 21.2)  Well
UWTROC	K 11, 12, 14.1, 14.2, 15; O 27	(K 15) <i>21 R</i>
WRECKS	K 21, 22, 26, 27, 30	(K 30)  Wk

Symbol Name:	SY(SOUNDS13)	RN: 312
--------------	---------------------	---------

Symbol Explanation: shallow soundings, less than or equal to the safety depth

Look up table affected: N/A

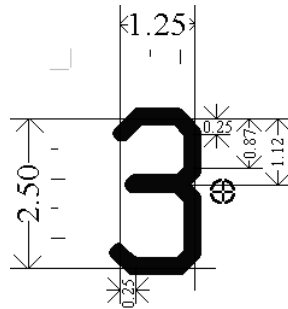
Called by CSP etc.: CSP SNDFRM04 Continuation A, B

Pivot Point Column: 1.75

Pivot Point Row: 1.25

Width of Bounding Box: 1.25

Height of Bounding Box: 2.50





Symbol Colours: SNDG2

Comments: Line weight 0.3 mm

Examples on ENC: N/A

References:

S57	INT 1	
SOUNDG	I 2, 4, 10-15; K 17	(I 10) <i>12 37</i>
OBSTRN	I 2, 4; K 41, 42, 46.2; L 20, 21.2; M 43; Q 42	(L 21.2) 
UWTROC	K 11, 12, 14.1, 14.2, 15; O 27	(K 15) <i>21 R</i>
WRECKS	K 21, 22, 26, 27, 30	(K 30) 

Symbol Name:	SY(SOUNDS14)	RN: 313
--------------	--------------	---------

Symbol Explanation: shallow soundings, less than or equal to the safety depth

Look up table affected: N/A

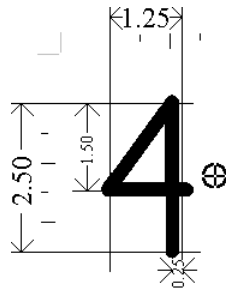
Called by CSP etc.: CSP SNDFRM04 Continuation A, B

Pivot Point Column: 1.75

Pivot Point Row: 1.25

Width of Bounding Box: 1.25

Height of Bounding Box: 2.50



Symbol Colours: SNDG2

Comments: Line weight 0.3 mm

Examples on ENC: N/A

References:

S57	INT 1	
SOUNDG	I 2, 4, 10-15; K 17	(I 10) <i>12 97</i>
OBSTRN	I 2, 4; K 41, 42, 46.2; L 20, 21.2; M 43; Q 42	(L 21.2) <i>25 Well</i>
UWTROC	K 11, 12, 14.1, 14.2, 15; O 27	(K 15) <i>21 R</i>
WRECKS	K 21, 22, 26, 27, 30	(K 30) <i>25 Wk</i>

Symbol Name:	SY(SOUNDS15)	RN: 314
--------------	--------------	---------

Symbol Explanation: shallow soundings, less than or equal to the safety depth

Look up table affected: N/A

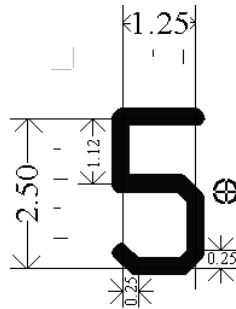
Called by CSP etc.: CSP SNDFRM04 Continuation A, B

Pivot Point Column: 1.75

Pivot Point Row: 1.25

Width of Bounding Box: 1.25

Height of Bounding Box: 2.50





Symbol Colours: SNDG2

Comments: Line weight 0.3 mm

Examples on ENC: N/A

References:

S57	INT 1	
SOUNDG	I 2, 4, 10-15; K 17	(I 10) <i>12 37</i>
OBSTRN	I 2, 4; K 41, 42, 46.2; L 20, 21.2; M 43; Q 42	(L 21.2)  Well
UWTROC	K 11, 12, 14.1, 14.2, 15; O 27	(K 15) <i>21 R</i>
WRECKS	K 21, 22, 26, 27, 30	(K 30)  Wk

Symbol Name:	SY(SOUNDS16)	RN: 315
--------------	---------------------	---------

Symbol Explanation: shallow soundings, less than or equal to the safety depth

Look up table affected: N/A

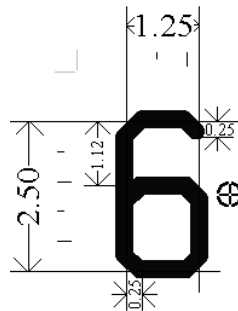
Called by CSP etc.: CSP SNDFRM04 Continuation A, B

Pivot Point Column: 1.75

Pivot Point Row: 1.25

Width of Bounding Box: 1.25

Height of Bounding Box: 2.50





Symbol Colours: SNDG2

Comments: Line weight 0.3 mm

Examples on ENC: N/A

References:

S57	INT 1	
SOUNDG	I 2, 4, 10-15; K 17	(I 10) <i>12 97</i>
OBSTRN	I 2, 4; K 41, 42, 46.2; L 20, 21.2; M 43; Q 42	(L 21.2) 
UWTROC	K 11, 12, 14.1, 14.2, 15; O 27	(K 15) <i>21 R</i>
WRECKS	K 21, 22, 26, 27, 30	(K 30) 

Symbol Name:	SY(SOUNDS17)	RN: 316
--------------	--------------	---------

Symbol Explanation: shallow soundings, less than or equal to the safety depth

Look up table affected: N/A

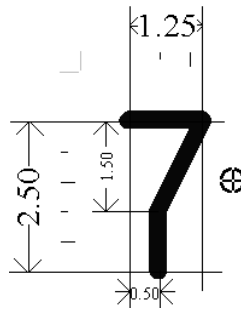
Called by CSP etc.: CSP SNDFRM04 Continuation A, B

Pivot Point Column: 1.75

Pivot Point Row: 1.00

Width of Bounding Box: 1.25

Height of Bounding Box: 2.50





Symbol Colours: SNDG2

Comments: Line weight 0.3 mm

Examples on ENC: N/A

References:

S57	INT 1	
SOUNDG	I 2, 4, 10-15; K 17	(I 10) <i>12 97</i>
OBSTRN	I 2, 4; K 41, 42, 46.2; L 20, 21.2; M 43; Q 42	(L 21.2) 
UWTROC	K 11, 12, 14.1, 14.2, 15; O 27	(K 15) <i>21 R</i>
WRECKS	K 21, 22, 26, 27, 30	(K 30) 

Symbol Name:	SY(SOUNDS18)	RN: 317
--------------	---------------------	---------

Symbol Explanation: shallow soundings, less than or equal to the safety depth

Look up table affected: N/A

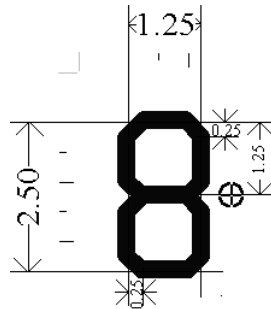
Called by CSP etc.: CSP SNDFRM04 Continuation A, B

Pivot Point Column: 1.75

Pivot Point Row: 1.25

Width of Bounding Box: 1.25

Height of Bounding Box: 2.50





Symbol Colours: SNDG2

Comments: Line weight 0.3 mm

Examples on ENC: N/A

References:

S57	INT 1	
SOUNDG	I 2, 4, 10-15; K 17	(I 10) <i>12 97</i>
OBSTRN	I 2, 4; K 41, 42, 46.2; L 20, 21.2; M 43; Q 42	(L 21.2)  Well
UWTROC	K 11, 12, 14.1, 14.2, 15; O 27	(K 15) <i>21 R</i>
WRECKS	K 21, 22, 26, 27, 30	(K 30)  Wk

Symbol Name:	SY(SOUNDS19)	RN: 318
--------------	---------------------	---------

Symbol Explanation: shallow soundings, less than or equal to the safety depth

Look up table affected: N/A

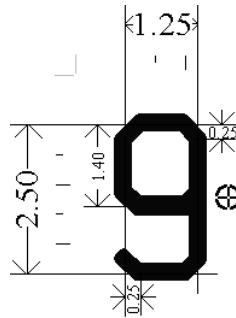
Called by CSP etc.: CSP SNDFRM04 Continuation A, B

Pivot Point Column: 1.75

Pivot Point Row: 1.25

Width of Bounding Box: 1.25

Height of Bounding Box: 2.50





Symbol Colours: SNDG2

Comments: Line weight 0.3 mm

Examples on ENC: N/A

References:

S57	INT 1	
SOUNDG	I 2, 4, 10-15; K 17	(I 10) <i>i₂</i> <i>9₇</i>
OBSTRN	I 2, 4; K 41, 42, 46.2; L 20, 21.2; M 43; Q 42	(L 21.2) 
UWTROC	K 11, 12, 14.1, 14.2, 15; O 27	(K 15) <i>21</i> <i>R</i>
WRECKS	K 21, 22, 26, 27, 30	(K 30) 

Symbol Name:	SY(SOUNDS20)	RN: 319
--------------	--------------	---------

Symbol Explanation: shallow soundings, less than or equal to the safety depth

Look up table affected: N/A

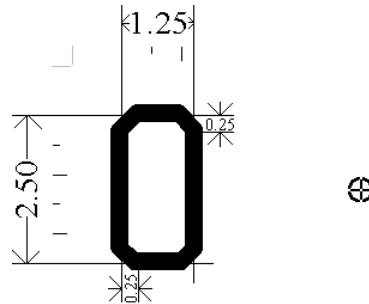
Called by CSP etc.: CSP SNDFRM04 Continuation A, B

Pivot Point Column: 4.00

Pivot Point Row: 1.25

Width of Bounding Box: 1.25

Height of Bounding Box: 2.50





Symbol Colours: SNDG2

Comments: Line weight 0.3 mm

Examples on ENC: N/A

References:

S57	INT 1	
SOUNDG	I 2, 4, 10-15; K 17	(I 10) <i>12 97</i>
OBSTRN	I 2, 4; K 41, 42, 46.2; L 20, 21.2; M 43; Q 42	(L 21.2)  Well
UWTROC	K 11, 12, 14.1, 14.2, 15; O 27	(K 15) <i>21 R</i>
WRECKS	K 21, 22, 26, 27, 30	(K 30)  Wk

Symbol Name:	SY(SOUNDS21)	RN: 320
--------------	--------------	---------

Symbol Explanation: shallow soundings, less than or equal to the safety depth

Look up table affected: N/A

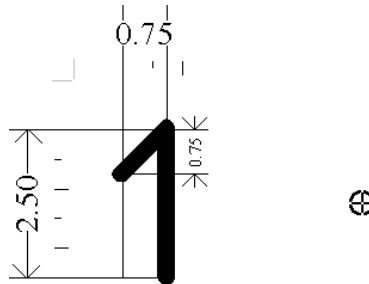
Called by CSP etc.: CSP SNDFRM04 Continuation A, B

Pivot Point Column: 4.00

Pivot Point Row: 1.25

Width of Bounding Box: 0.75

Height of Bounding Box: 2.50





Symbol Colours: SNDG2

Comments: Line weight 0.3 mm

Examples on ENC: N/A

References:

S57	INT 1	
SOUNDG	I 2, 4, 10-15; K 17	(I 10) <i>12 9</i>
OBSTRN	I 2, 4; K 41, 42, 46.2; L 20, 21.2; M 43; Q 42	(L 21.2) 
UWTROC	K 11, 12, 14.1, 14.2, 15; O 27	(K 15) <i>21 R</i>
WRECKS	K 21, 22, 26, 27, 30	(K 30) 

Symbol Name:	SY(SOUNDS2)	RN: 321
--------------	-------------	---------

Symbol Explanation: shallow soundings, less than or equal to the safety depth

Look up table affected: N/A

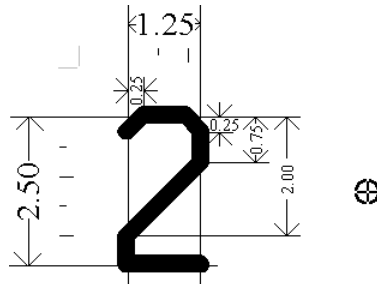
Called by CSP etc.: CSP SNDFRM04 Continuation A, B

Pivot Point Column: 4.00

Pivot Point Row: 1.25

Width of Bounding Box: 1.25

Height of Bounding Box: 2.50



Symbol Colours: SNDG2

Comments: Line weight 0.3 mm

Examples on ENC: N/A

References:

S57	INT 1	
SOUNDG	I 2, 4, 10-15; K 17	(I 10) <i>12 97</i>
OBSTRN	I 2, 4; K 41, 42, 46.2; L 20, 21.2; M 43; Q 42	(L 21.2) <i>25 Well</i>
UWTROC	K 11, 12, 14.1, 14.2, 15; O 27	(K 15) <i>21 R</i>
WRECKS	K 21, 22, 26, 27, 30	(K 30) <i>25 Wk</i>

Symbol Name:	SY(SOUNDS23)	RN: 322
--------------	--------------	---------

Symbol Explanation: shallow soundings, less than or equal to the safety depth

Look up table affected: N/A

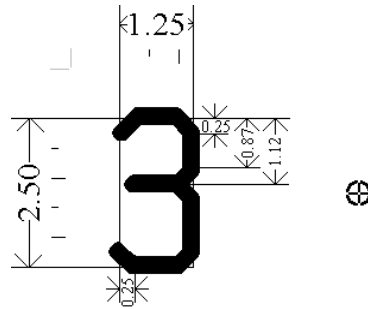
Called by CSP etc.: CSP SNDFRM04 Continuation A, B

Pivot Point Column: 4.00

Pivot Point Row: 1.25

Width of Bounding Box: 1.25

Height of Bounding Box: 2.50



Symbol Colours: SNDG2

Comments: Line weight 0.3 mm

Examples on ENC: N/A

References:

S57	INT 1	
SOUNDG	I 2, 4, 10-15; K 17	(I 10) <i>12 37</i>
OBSTRN	I 2, 4; K 41, 42, 46.2; L 20, 21.2; M 43; Q 42	(L 21.2)
UWTROC	K 11, 12, 14.1, 14.2, 15; O 27	(K 15) <i>21 R</i>
WRECKS	K 21, 22, 26, 27, 30	(K 30)

Symbol Name:	SY(SOUNDS24)	RN: 323
--------------	--------------	---------

Symbol Explanation: shallow soundings, less than or equal to the safety depth

Look up table affected: N/A

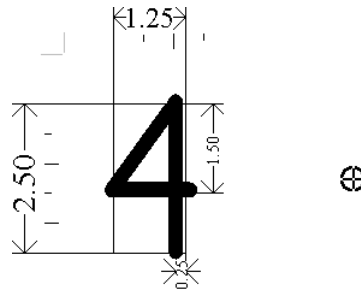
Called by CSP etc.: CSP SNDFRM04 Continuation A, B

Pivot Point Column: 4.00

Pivot Point Row: 1.25

Width of Bounding Box: 1.25

Height of Bounding Box: 2.50



Symbol Colours: SNDG2

Comments: Line weight 0.3 mm

Examples on ENC: N/A

References:

S57	INT 1	
SOUNDG	I 2, 4, 10-15; K 17	(I 10) <i>12 97</i>
OBSTRN	I 2, 4; K 41, 42, 46.2; L 20, 21.2; M 43; Q 42	(L 21.2) <i>25 Well</i>
UWTROC	K 11, 12, 14.1, 14.2, 15; O 27	(K 15) <i>21 R</i>
WRECKS	K 21, 22, 26, 27, 30	(K 30) <i>25 Wk</i>

Symbol Name:	SY(SOUNDS25)	RN: 324
--------------	--------------	---------

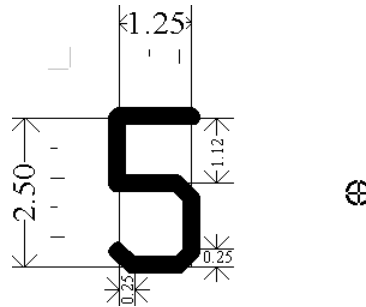
Symbol Explanation: shallow soundings, less than or equal to the safety depth

Look up table affected: N/A

Called by CSP etc.: CSP SNDFRM04 Continuation A, B

Pivot Point Column: 4.00
Pivot Point Row: 1.25

Width of Bounding Box: 1.25
Height of Bounding Box: 2.50





Symbol Colours: SNDG2

Comments: Line weight 0.3 mm

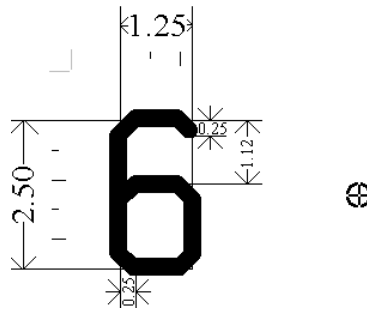
Examples on ENC: N/A

References:

S57	INT 1	
SOUNDG	I 2, 4, 10-15; K 17	(I 10) <i>12 97</i>
OBSTRN	I 2, 4; K 41, 42, 46.2; L 20, 21.2; M 43; Q 42	(L 21.2) 
UWTROC	K 11, 12, 14.1, 14.2, 15; O 27	(K 15) <i>21 R</i>
WRECKS	K 21, 22, 26, 27, 30	(K 30) 

Symbol Name:	SY(SOUNDS26)	RN: 325
--------------	--------------	---------

Symbol Explanation:	shallow soundings, less than or equal to the safety depth
Look up table affected:	N/A
Called by CSP etc.:	CSP SNDFRM04 Continuation A, B
Pivot Point Column:	4.00
Pivot Point Row:	1.25
Width of Bounding Box:	1.25
Height of Bounding Box:	2.50





Symbol Colours: SNDG2

Comments: Line weight 0.3 mm

Examples on ENC: N/A

References:

S57	INT 1	
SOUNDG	I 2, 4, 10-15; K 17	(I 10) <i>12 97</i>
OBSTRN	I 2, 4; K 41, 42, 46.2; L 20, 21.2; M 43; Q 42	(L 21.2)  Well
UWTROC	K 11, 12, 14.1, 14.2, 15; O 27	(K 15) <i>21 R</i>
WRECKS	K 21, 22, 26, 27, 30	(K 30)  Wk

Symbol Name:	SY(SOUNDS27)	RN: 326
--------------	--------------	---------

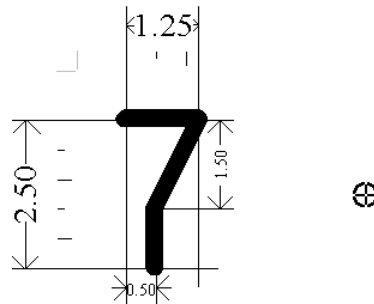
Symbol Explanation: shallow soundings, less than or equal to the safety depth

Look up table affected: N/A

Called by CSP etc.: CSP SNDFRM04 Continuation A, B

Pivot Point Column: 4.00
Pivot Point Row: 1.00

Width of Bounding Box: 1.25
Height of Bounding Box: 2.50





Symbol Colours: SNDG2

Comments: Line weight 0.3 mm

Examples on ENC: N/A

References:

S57	INT 1	
SOUNDG	I 2, 4, 10-15; K 17	(I 10) <i>12 97</i>
OBSTRN	I 2, 4; K 41, 42, 46.2; L 20, 21.2; M 43; Q 42	(L 21.2) 
UWTROC	K 11, 12, 14.1, 14.2, 15; O 27	(K 15) <i>21 R</i>
WRECKS	K 21, 22, 26, 27, 30	(K 30) 

Symbol Name:	SY(SOUNDS28)	RN: 327
--------------	--------------	---------

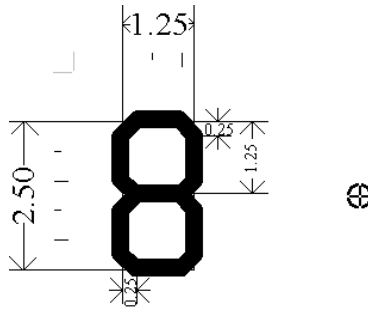
Symbol Explanation: shallow soundings, less than or equal to the safety depth

Look up table affected: N/A

Called by CSP etc.: CSP SNDFRM04 Continuation A, B

Pivot Point Column: 4.00
Pivot Point Row: 1.25

Width of Bounding Box: 1.25
Height of Bounding Box: 2.50





Symbol Colours: SNDG2

Comments: Line weight 0.3 mm

Examples on ENC: N/A

References:

S57	INT 1	
SOUNDG	I 2, 4, 10-15; K 17	(I 10) <i>12 37</i>
OBSTRN	I 2, 4; K 41, 42, 46.2; L 20, 21.2; M 43; Q 42	(L 21.2) 
UWTROC	K 11, 12, 14.1, 14.2, 15; O 27	(K 15) <i>21 R</i>
WRECKS	K 21, 22, 26, 27, 30	(K 30) 

Symbol Name:	SY(SOUNDS29)	RN: 328
--------------	--------------	---------

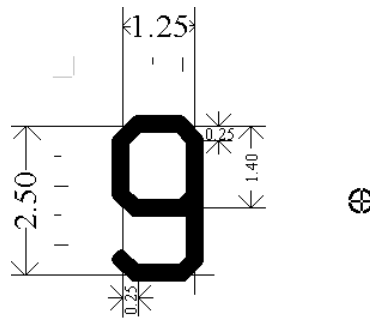
Symbol Explanation: shallow soundings, less than or equal to the safety depth

Look up table affected: N/A

Called by CSP etc.: CSP SNDFRM04 Continuation A, B

Pivot Point Column: 4.00
Pivot Point Row: 1.25

Width of Bounding Box: 1.25
Height of Bounding Box: 2.50





Symbol Colours: SNDG2

Comments: Line weight 0.3 mm

Examples on ENC: N/A

References:

S57	INT 1	
SOUNDG	I 2, 4, 10-15; K 17	(I 10) <i>i2 97</i>
OBSTRN	I 2, 4; K 41, 42, 46.2; L 20, 21.2; M 43; Q 42	(L 21.2) 
UWTROC	K 11, 12, 14.1, 14.2, 15; O 27	(K 15) <i>21 R</i>
WRECKS	K 21, 22, 26, 27, 30	(K 30) 

Symbol Name:	SY(SOUNDS30)	RN: 329
--------------	--------------	---------

Symbol Explanation: shallow soundings, less than or equal to the safety depth

Look up table affected: N/A

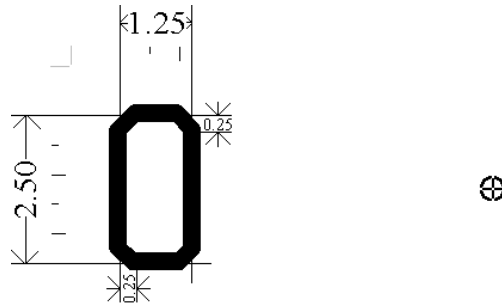
Called by CSP etc.: CSP SNDFRM04 Continuation C

Pivot Point Column: 6.25

Pivot Point Row: 1.25

Width of Bounding Box: 1.25

Height of Bounding Box: 2.50





Symbol Colours: SNDG2

Comments: Line weight 0.3 mm

Examples on ENC: N/A

References:

S57	INT 1	
SOUNDG	I 2, 4, 10-15; K 17	(I 10) <i>12 97</i>
OBSTRN	I 2, 4; K 41, 42, 46.2; L 20, 21.2; M 43; Q 42	(L 21.2)  Well
UWTROC	K 11, 12, 14.1, 14.2, 15; O 27	(K 15) <i>21 R</i>
WRECKS	K 21, 22, 26, 27, 30	(K 30)  Wk

Symbol Name:	SY(SOUNDS31)	RN: 330
--------------	--------------	---------

Symbol Explanation: shallow soundings, less than or equal to the safety depth

Look up table affected: N/A

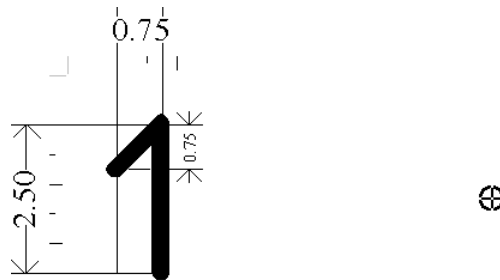
Called by CSP etc.: CSP SNDFRM04 Continuation C

Pivot Point Column: 6.25

Pivot Point Row: 1.25

Width of Bounding Box: 0.75

Height of Bounding Box: 2.50





Symbol Colours: SNDG2

Comments: Line weight 0.3 mm

Examples on ENC: N/A

References:

S57	INT 1	
SOUNDG	I 2, 4, 10-15; K 17	(I 10) <i>12 9p</i>
OBSTRN	I 2, 4; K 41, 42, 46.2; L 20, 21.2; M 43; Q 42	(L 21.2) 
UWTROC	K 11, 12, 14.1, 14.2, 15; O 27	(K 15) <i>21 R</i>
WRECKS	K 21, 22, 26, 27, 30	(K 30) 

Symbol Name:	SY(SOUNDS32)	RN: 331
--------------	--------------	---------

Symbol Explanation: shallow soundings, less than or equal to the safety depth

Look up table affected: N/A

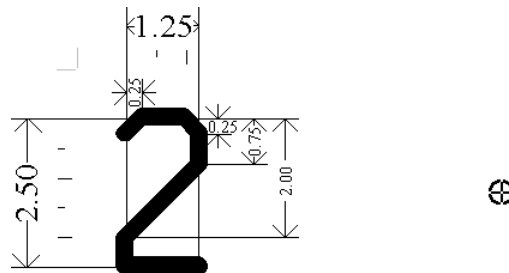
Called by CSP etc.: CSP SNDFRM04 Continuation C

Pivot Point Column: 6.25

Pivot Point Row: 1.25

Width of Bounding Box: 1.25

Height of Bounding Box: 2.50





Symbol Colours: SNDG2

Comments: Line weight 0.3 mm

Examples on ENC: N/A

References:

S57	INT 1	
SOUNDG	I 2, 4, 10-15; K 17	(I 10) <i>12 97</i>
OBSTRN	I 2, 4; K 41, 42, 46.2; L 20, 21.2; M 43; Q 42	(L 21.2)  Well
UWTROC	K 11, 12, 14.1, 14.2, 15; O 27	(K 15) <i>21 R</i>
WRECKS	K 21, 22, 26, 27, 30	(K 30)  Wk

Symbol Name:	SY(SOUNDS33)	RN: 332
--------------	--------------	---------

Symbol Explanation: shallow soundings, less than or equal to the safety depth

Look up table affected: N/A

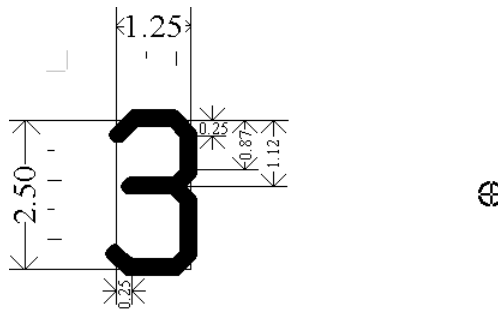
Called by CSP etc.: CSP SNDFRM04 Continuation C

Pivot Point Column: 6.25

Pivot Point Row: 1.25

Width of Bounding Box: 1.25

Height of Bounding Box: 2.50



Symbol Colours: SNDG2

Comments: Line weight 0.3 mm

Examples on ENC: N/A

References:

S57	INT 1	
SOUNDG	I 2, 4, 10-15; K 17	(I 10) <i>12 37</i>
OBSTRN	I 2, 4; K 41, 42, 46.2; L 20, 21.2; M 43; Q 42	(L 21.2)
UWTROC	K 11, 12, 14.1, 14.2, 15; O 27	(K 15) <i>21 R</i>
WRECKS	K 21, 22, 26, 27, 30	(K 30)

Symbol Name:	SY(SOUNDS34)	RN: 333
--------------	--------------	---------

Symbol Explanation: shallow soundings, less than or equal to the safety depth

Look up table affected: N/A

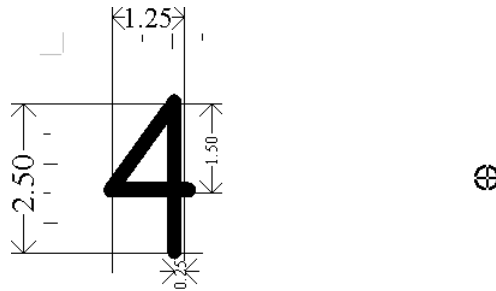
Called by CSP etc.: CSP SNDFRM04 Continuation C

Pivot Point Column: 6.25

Pivot Point Row: 1.25

Width of Bounding Box: 1.25

Height of Bounding Box: 2.50



Symbol Colours: SNDG2

Comments: Line weight 0.3 mm

Examples on ENC: N/A

References:

S57	INT 1	
SOUNDG	I 2, 4, 10-15; K 17	(I 10) <i>12 97</i>
OBSTRN	I 2, 4; K 41, 42, 46.2; L 20, 21.2; M 43; Q 42	(L 21.2) <i>25 Well</i>
UWTROC	K 11, 12, 14.1, 14.2, 15; O 27	(K 15) <i>21 R</i>
WRECKS	K 21, 22, 26, 27, 30	(K 30) <i>25 Wk</i>

Symbol Name:	SY(SOUNDS35)	RN: 334
--------------	---------------------	---------

Symbol Explanation: shallow soundings, less than or equal to the safety depth

Look up table affected: N/A

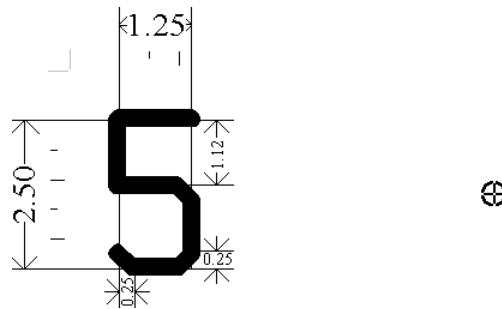
Called by CSP etc.: CSP SNDFRM04 Continuation C

Pivot Point Column: 6.25

Pivot Point Row: 1.25

Width of Bounding Box: 1.25

Height of Bounding Box: 2.50





Symbol Colours: SNDG2

Comments: Line weight 0.3 mm

Examples on ENC: N/A

References:

S57	INT 1	
SOUNDG	I 2, 4, 10-15; K 17	(I 10) <i>12 9p</i>
OBSTRN	I 2, 4; K 41, 42, 46.2; L 20, 21.2; M 43; Q 42	(L 21.2)  Well
UWTROC	K 11, 12, 14.1, 14.2, 15; O 27	(K 15) <i>21 R</i>
WRECKS	K 21, 22, 26, 27, 30	(K 30)  Wk

Symbol Name:	SY(SOUNDS36)	RN: 335
--------------	--------------	---------

Symbol Explanation: shallow soundings, less than or equal to the safety depth

Look up table affected: N/A

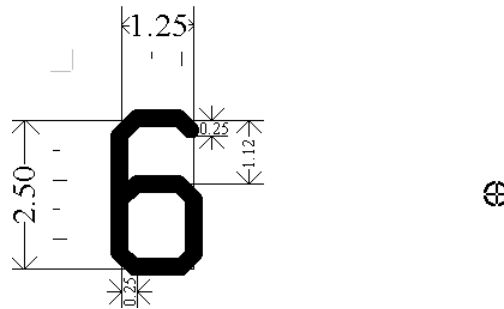
Called by CSP etc.: CSP SNDFRM04 Continuation C

Pivot Point Column: 6.25

Pivot Point Row: 1.25

Width of Bounding Box: 1.25

Height of Bounding Box: 2.50





Symbol Colours: SNDG2

Comments: Line weight 0.3 mm

Examples on ENC: N/A

References:

S57	INT 1	
SOUNDG	I 2, 4, 10-15; K 17	(I 10) <i>12 97</i>
OBSTRN	I 2, 4; K 41, 42, 46.2; L 20, 21.2; M 43; Q 42	(L 21.2) 
UWTROC	K 11, 12, 14.1, 14.2, 15; O 27	(K 15) <i>21</i> <i>R</i>
WRECKS	K 21, 22, 26, 27, 30	(K 30) 

Symbol Name:	SY(SOUNDS37)	RN: 336
--------------	--------------	---------

Symbol Explanation: shallow soundings, less than or equal to the safety depth

Look up table affected: N/A

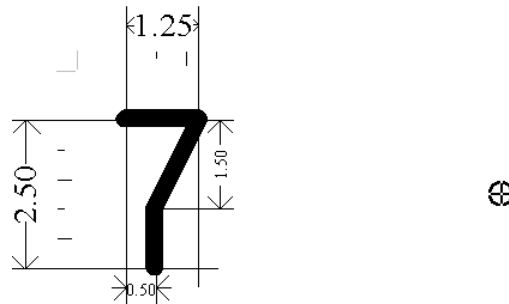
Called by CSP etc.: CSP SNDFRM04 Continuation C

Pivot Point Column: 6.25

Pivot Point Row: 1.00

Width of Bounding Box: 1.25

Height of Bounding Box: 2.50





Symbol Colours: SNDG2

Comments: Line weight 0.3 mm

Examples on ENC: N/A

References:

S57	INT 1	
SOUNDG	I 2, 4, 10-15; K 17	(I 10) <i>12 97</i>
OBSTRN	I 2, 4; K 41, 42, 46.2; L 20, 21.2; M 43; Q 42	(L 21.2)  Well
UWTROC	K 11, 12, 14.1, 14.2, 15; O 27	(K 15) <i>21 R</i>
WRECKS	K 21, 22, 26, 27, 30	(K 30)  Wk

Symbol Name:	SY(SOUNDS38)	RN: 337
--------------	--------------	---------

Symbol Explanation: shallow soundings, less than or equal to the safety depth

Look up table affected: N/A

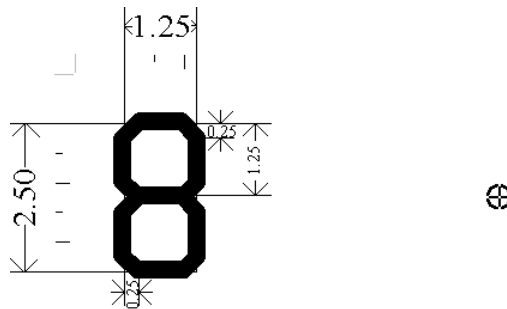
Called by CSP etc.: CSP SNDFRM04 Continuation C

Pivot Point Column: 6.25

Pivot Point Row: 1.25

Width of Bounding Box: 1.25

Height of Bounding Box: 2.50





Symbol Colours: SNDG2

Comments: Line weight 0.3 mm

Examples on ENC: N/A

References:

S57	INT 1	
SOUNDG	I 2, 4, 10-15; K 17	(I 10) <i>12 37</i>
OBSTRN	I 2, 4; K 41, 42, 46.2; L 20, 21.2; M 43; Q 42	(L 21.2) 
UWTROC	K 11, 12, 14.1, 14.2, 15; O 27	(K 15) <i>21 R</i>
WRECKS	K 21, 22, 26, 27, 30	(K 30) 

Symbol Name:	SY(SOUNDS39)	RN: 338
--------------	--------------	---------

Symbol Explanation: shallow soundings, less than or equal to the safety depth

Look up table affected: N/A

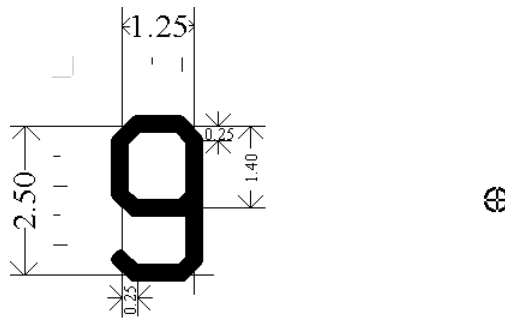
Called by CSP etc.: CSP SNDFRM04 Continuation C

Pivot Point Column: 6.25

Pivot Point Row: 1.25

Width of Bounding Box: 1.25

Height of Bounding Box: 2.50





Symbol Colours: SNDG2

Comments: Line weight 0.3 mm

Examples on ENC: N/A

References:

S57	INT 1	
SOUNDG	I 2, 4, 10-15; K 17	(I 10) <i>i₂</i> <i>9₇</i>
OBSTRN	I 2, 4; K 41, 42, 46.2; L 20, 21.2; M 43; Q 42	(L 21.2) 
UWTROC	K 11, 12, 14.1, 14.2, 15; O 27	(K 15) <i>21</i> <i>R</i>
WRECKS	K 21, 22, 26, 27, 30	(K 30) 

Symbol Name:	SY(SOUNDS40)	RN: 339
--------------	---------------------	---------

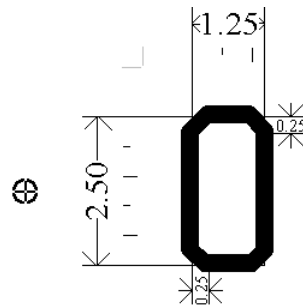
Symbol Explanation: shallow soundings, less than or equal to the safety depth

Look up table affected: N/A

Called by CSP etc.: CSP SNDFRM04 Continuation B

Pivot Point Column: -2.75
Pivot Point Row: 1.25

Width of Bounding Box: 1.25
Height of Bounding Box: 2.50





Symbol Colours: SNDG2

Comments: Line weight 0.3 mm

Examples on ENC: N/A

References:

S57	INT 1	
SOUNDG	I 2, 4, 10-15; K 17	(I 10) <i>12 97</i>
OBSTRN	I 2, 4; K 41, 42, 46.2; L 20, 21.2; M 43; Q 42	(L 21.2)  Well
UWTROC	K 11, 12, 14.1, 14.2, 15; O 27	(K 15) <i>21 R</i>
WRECKS	K 21, 22, 26, 27, 30	(K 30)  Wk

Symbol Name:	SY(SOUNDS41)	RN: 340
--------------	--------------	---------

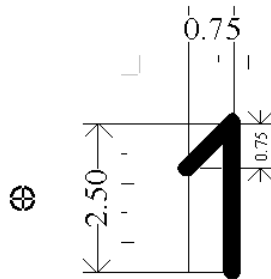
Symbol Explanation: shallow soundings, less than or equal to the safety depth

Look up table affected: N/A

Called by CSP etc.: CSP SNDFRM04 Continuation B

Pivot Point Column: -2.75
Pivot Point Row: 1.25

Width of Bounding Box: 0.75
Height of Bounding Box: 2.50





Symbol Colours: SNDG2

Comments: Line weight 0.3 mm

Examples on ENC: N/A

References:

S57	INT 1	
SOUNDG	I 2, 4, 10-15; K 17	(I 10) <i>12 9p</i>
OBSTRN	I 2, 4; K 41, 42, 46.2; L 20, 21.2; M 43; Q 42	(L 21.2) 
UWTROC	K 11, 12, 14.1, 14.2, 15; O 27	(K 15) <i>21 R</i>
WRECKS	K 21, 22, 26, 27, 30	(K 30) 

Symbol Name:	SY(SOUNDS42)	RN: 341
--------------	--------------	---------

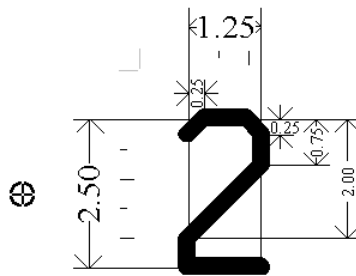
Symbol Explanation: shallow soundings, less than or equal to the safety depth

Look up table affected: N/A

Called by CSP etc.: CSP SNDFRM04 Continuation B

Pivot Point Column: -2.75
Pivot Point Row: 1.25

Width of Bounding Box: 1.25
Height of Bounding Box: 2.50





Symbol Colours: SNDG2

Comments: Line weight 0.3 mm

Examples on ENC: N/A

References:

S57	INT 1	
SOUNDG	I 2, 4, 10-15; K 17	(I 10) <i>12 97</i>
OBSTRN	I 2, 4; K 41, 42, 46.2; L 20, 21.2; M 43; Q 42	(L 21.2)  Well
UWTROC	K 11, 12, 14.1, 14.2, 15; O 27	(K 15) <i>21 R</i>
WRECKS	K 21, 22, 26, 27, 30	(K 30)  Wk

Symbol Name:	SY(SOUNDS43)	RN: 342
--------------	--------------	---------

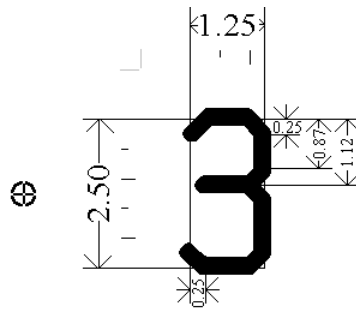
Symbol Explanation: shallow soundings, less than or equal to the safety depth

Look up table affected: N/A

Called by CSP etc.: CSP SNDFRM04 Continuation B

Pivot Point Column: -2.75
Pivot Point Row: 1.25

Width of Bounding Box: 1.25
Height of Bounding Box: 2.50





Symbol Colours: SNDG2

Comments: Line weight 0.3 mm

Examples on ENC: N/A

References:

S57	INT 1	
SOUNDG	I 2, 4, 10-15; K 17	(I 10) <i>12 37</i>
OBSTRN	I 2, 4; K 41, 42, 46.2; L 20, 21.2; M 43; Q 42	(L 21.2) 
UWTROC	K 11, 12, 14.1, 14.2, 15; O 27	(K 15) <i>21 R</i>
WRECKS	K 21, 22, 26, 27, 30	(K 30) 

Symbol Name:	SY(SOUNDS44)	RN: 343
--------------	--------------	---------

Symbol Explanation: shallow soundings, less than or equal to the safety depth

Look up table affected: N/A

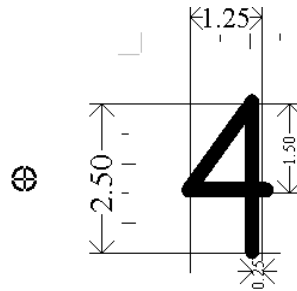
Called by CSP etc.: CSP SNDFRM04 Continuation B

Pivot Point Column: -2.75

Pivot Point Row: 1.25

Width of Bounding Box: 1.25

Height of Bounding Box: 2.50



Symbol Colours: SNDG2

Comments: Line weight 0.3 mm

Examples on ENC: N/A

References:

S57	INT 1	
SOUNDG	I 2, 4, 10-15; K 17	(I 10) <i>i2 9p</i>
OBSTRN	I 2, 4; K 41, 42, 46.2; L 20, 21.2; M 43; Q 42	(L 21.2) <i>(25) Well</i>
UWTROC	K 11, 12, 14.1, 14.2, 15; O 27	(K 15) <i>21 R</i>
WRECKS	K 21, 22, 26, 27, 30	(K 30) <i>(25) Wk</i>

Symbol Name:	SY(SOUNDS45)	RN: 344
--------------	--------------	---------

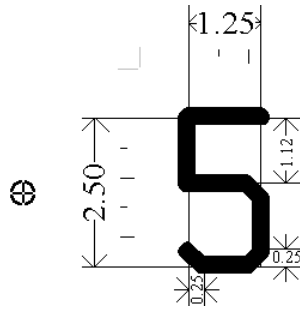
Symbol Explanation: shallow soundings, less than or equal to the safety depth

Look up table affected: N/A

Called by CSP etc.: CSP SNDFRM04 Continuation B

Pivot Point Column: -2.75
Pivot Point Row: 1.25

Width of Bounding Box: 1.25
Height of Bounding Box: 2.50





Symbol Colours: SNDG2

Comments: Line weight 0.3 mm

Examples on ENC: N/A

References:

S57	INT 1	
SOUNDG	I 2, 4, 10-15; K 17	(I 10) <i>12 9p</i>
OBSTRN	I 2, 4; K 41, 42, 46.2; L 20, 21.2; M 43; Q 42	(L 21.2)  Well
UWTROC	K 11, 12, 14.1, 14.2, 15; O 27	(K 15) <i>21 R</i>
WRECKS	K 21, 22, 26, 27, 30	(K 30)  Wk

Symbol Name:	SY(SOUNDS46)	RN: 345
--------------	--------------	---------

Symbol Explanation: shallow soundings, less than or equal to the safety depth

Look up table affected: N/A

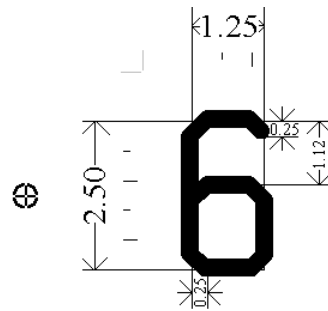
Called by CSP etc.: CSP SNDFRM04 Continuation B

Pivot Point Column: -2.75

Pivot Point Row: 1.25

Width of Bounding Box: 1.25

Height of Bounding Box: 2.50





Symbol Colours: SNDG2

Comments: Line weight 0.3 mm

Examples on ENC: N/A

References:

S57	INT 1	
SOUNDG	I 2, 4, 10-15; K 17	(I 10) <i>12 97</i>
OBSTRN	I 2, 4; K 41, 42, 46.2; L 20, 21.2; M 43; Q 42	(L 21.2)  Well
UWTROC	K 11, 12, 14.1, 14.2, 15; O 27	(K 15) <i>21 R</i>
WRECKS	K 21, 22, 26, 27, 30	(K 30)  Wk

Symbol Name:	SY(SOUNDS47)	RN: 346
--------------	--------------	---------

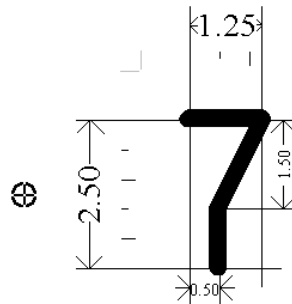
Symbol Explanation: shallow soundings, less than or equal to the safety depth

Look up table affected: N/A

Called by CSP etc.: CSP SNDFRM04 Continuation B

Pivot Point Column: -2.75
Pivot Point Row: 1.25

Width of Bounding Box: 1.25
Height of Bounding Box: 2.50





Symbol Colours: SNDG2

Comments: Line weight 0.3 mm

Examples on ENC: N/A

References:

S57	INT 1	
SOUNDG	I 2, 4, 10-15; K 17	(I 10) <i>12 97</i>
OBSTRN	I 2, 4; K 41, 42, 46.2; L 20, 21.2; M 43; Q 42	(L 21.2) 
UWTROC	K 11, 12, 14.1, 14.2, 15; O 27	(K 15) <i>21 R</i>
WRECKS	K 21, 22, 26, 27, 30	(K 30) 

Symbol Name:	SY(SOUNDS48)	RN: 347
--------------	---------------------	---------

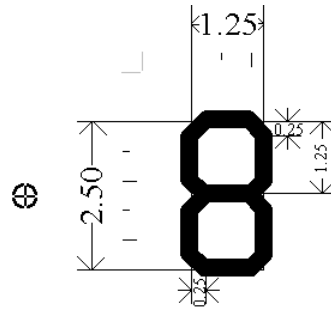
Symbol Explanation: shallow soundings, less than or equal to the safety depth

Look up table affected: N/A

Called by CSP etc.: CSP SNDFRM04 Continuation B

Pivot Point Column: -2.75
Pivot Point Row: 1.25

Width of Bounding Box: 1.25
Height of Bounding Box: 2.50





Symbol Colours: SNDG2

Comments: Line weight 0.3 mm

Examples on ENC: N/A

References:

S57	INT 1	
SOUNDG	I 2, 4, 10-15; K 17	(I 10) <i>12 37</i>
OBSTRN	I 2, 4; K 41, 42, 46.2; L 20, 21.2; M 43; Q 42	(L 21.2)  Well
UWTROC	K 11, 12, 14.1, 14.2, 15; O 27	(K 15) <i>21 R</i>
WRECKS	K 21, 22, 26, 27, 30	(K 30)  Wk

Symbol Name:	SY(SOUNDS49)	RN: 348
--------------	---------------------	---------

Symbol Explanation: shallow soundings, less than or equal to the safety depth

Look up table affected: N/A

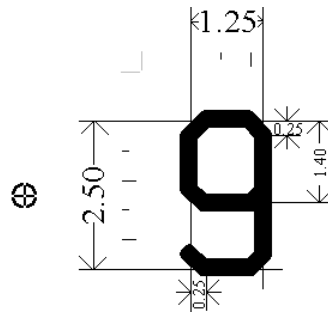
Called by CSP etc.: CSP SNDFRM04 Continuation B

Pivot Point Column: -2.75

Pivot Point Row: 1.25

Width of Bounding Box: 1.25

Height of Bounding Box: 2.50





Symbol Colours: SNDG2

Comments: Line weight 0.3 mm

Examples on ENC: N/A

References:

S57	INT 1	
SOUNDG	I 2, 4, 10-15; K 17	(I 10) <i>12 37</i>
OBSTRN	I 2, 4; K 41, 42, 46.2; L 20, 21.2; M 43; Q 42	(L 21.2) 
UWTROC	K 11, 12, 14.1, 14.2, 15; O 27	(K 15) <i>21 R</i>
WRECKS	K 21, 22, 26, 27, 30	(K 30) 

Symbol Name:	SY(SOUNDS50)	RN: 349
--------------	---------------------	---------

Symbol Explanation: shallow soundings, less than or equal to the safety depth

Look up table affected: N/A

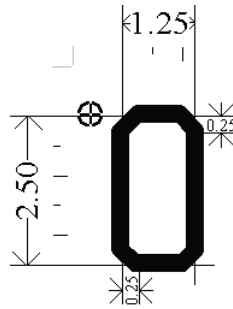
Called by CSP etc.: CSP SNDFRM04 Continuation A

Pivot Point Column: -0.50

Pivot Point Row: 0.00

Width of Bounding Box: 1.25

Height of Bounding Box: 2.50





Symbol Colours: SNDG2

Comments: Line weight 0.3 mm

Examples on ENC: N/A

References:

S57	INT 1	
SOUNDG	I 2, 4, 10-15; K 17	(I 10) <i>12 97</i>
OBSTRN	I 2, 4; K 41, 42, 46.2; L 20, 21.2; M 43; Q 42	(L 21.2)  Well
UWTROC	K 11, 12, 14.1, 14.2, 15; O 27	(K 15) <i>21</i> R
WRECKS	K 21, 22, 26, 27, 30	(K 30)  Wk

Symbol Name:	SY(SOUNDS51)	RN: 350
--------------	--------------	---------

Symbol Explanation: shallow soundings, less than or equal to the safety depth

Look up table affected: N/A

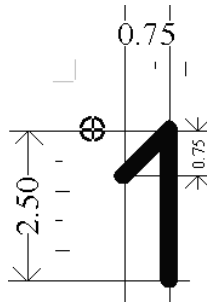
Called by CSP etc.: CSP SNDFRM04 Continuation A

Pivot Point Column: -0.50

Pivot Point Row: 0.00

Width of Bounding Box: 0.75

Height of Bounding Box: 2.50





Symbol Colours: SNDG2

Comments: Line weight 0.3 mm

Examples on ENC: N/A

References:

S57	INT 1	
SOUNDG	I 2, 4, 10-15; K 17	(I 10) <i>12 97</i>
OBSTRN	I 2, 4; K 41, 42, 46.2; L 20, 21.2; M 43; Q 42	(L 21.2)  Well
UWTROC	K 11, 12, 14.1, 14.2, 15; O 27	(K 15) <i>21 R</i>
WRECKS	K 21, 22, 26, 27, 30	(K 30)  Wk

Symbol Name:	SY(SOUNDS52)	RN: 351
--------------	--------------	---------

Symbol Explanation: shallow soundings, less than or equal to the safety depth

Look up table affected: N/A

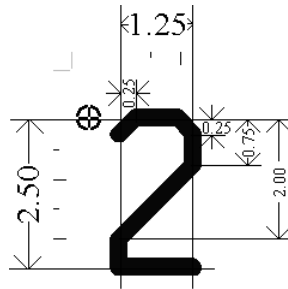
Called by CSP etc.: CSP SNDFRM04 Continuation A

Pivot Point Column: -0.50

Pivot Point Row: 0.00

Width of Bounding Box: 1.25

Height of Bounding Box: 2.50





Symbol Colours: SNDG2

Comments: Line weight 0.3 mm

Examples on ENC: N/A

References:

S57	INT 1	
SOUNDG	I 2, 4, 10-15; K 17	(I 10) <i>12 97</i>
OBSTRN	I 2, 4; K 41, 42, 46.2; L 20, 21.2; M 43; Q 42	(L 21.2) 
UWTROC	K 11, 12, 14.1, 14.2, 15; O 27	(K 15) <i>21 R</i>
WRECKS	K 21, 22, 26, 27, 30	(K 30) 

Symbol Name:	SY(SOUNDS53)	RN: 352
--------------	--------------	---------

Symbol Explanation: shallow soundings, less than or equal to the safety depth

Look up table affected: N/A

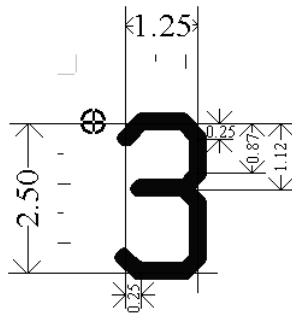
Called by CSP etc.: CSP SNDFRM04 Continuation A

Pivot Point Column: -0.50

Pivot Point Row: 0.00

Width of Bounding Box: 1.25

Height of Bounding Box: 2.50





Symbol Colours: SNDG2

Comments: Line weight 0.3 mm

Examples on ENC: N/A

References:

S57	INT 1	
SOUNDG	I 2, 4, 10-15; K 17	(I 10) <i>12 97</i>
OBSTRN	I 2, 4; K 41, 42, 46.2; L 20, 21.2; M 43; Q 42	(L 21.2) 
UWTROC	K 11, 12, 14.1, 14.2, 15; O 27	(K 15) <i>21 R</i>
WRECKS	K 21, 22, 26, 27, 30	(K 30) 

Symbol Name:	SY(SOUNDS54)	RN: 353
--------------	--------------	---------

Symbol Explanation: shallow soundings, less than or equal to the safety depth

Look up table affected: N/A

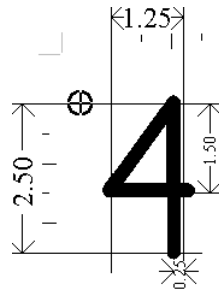
Called by CSP etc.: CSP SNDFRM04 Continuation A

Pivot Point Column: -0.50

Pivot Point Row: 0.00

Width of Bounding Box: 1.25

Height of Bounding Box: 2.50



Symbol Colours: SNDG2

Comments: Line weight 0.3 mm

Examples on ENC: N/A

References:

S57	INT 1	
SOUNDG	I 2, 4, 10-15; K 17	(I 10) <i>12 97</i>
OBSTRN	I 2, 4; K 41, 42, 46.2; L 20, 21.2; M 43; Q 42	(L 21.2) <i>25 Well</i>
UWTROC	K 11, 12, 14.1, 14.2, 15; O 27	(K 15) <i>21 R</i>
WRECKS	K 21, 22, 26, 27, 30	(K 30) <i>25 Wk</i>

Symbol Name:	SY(SOUNDS55)	RN: 354
--------------	---------------------	---------

Symbol Explanation: shallow soundings, less than or equal to the safety depth

Look up table affected: N/A

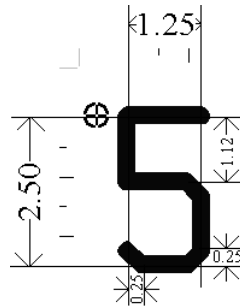
Called by CSP etc.: CSP SNDFRM04 Continuation A

Pivot Point Column: -0.50

Pivot Point Row: 0.00

Width of Bounding Box: 1.25

Height of Bounding Box: 2.50





Symbol Colours: SNDG2

Comments: Line weight 0.3 mm

Examples on ENC: N/A

References:

S57	INT 1	
SOUNDG	I 2, 4, 10-15; K 17	(I 10) <i>12 97</i>
OBSTRN	I 2, 4; K 41, 42, 46.2; L 20, 21.2; M 43; Q 42	(L 21.2) 
UWTROC	K 11, 12, 14.1, 14.2, 15; O 27	(K 15) <i>21 R</i>
WRECKS	K 21, 22, 26, 27, 30	(K 30) 

Symbol Name:	SY(SOUNDS56)	RN: 355
--------------	--------------	---------

Symbol Explanation: shallow soundings, less than or equal to the safety depth

Look up table affected: N/A

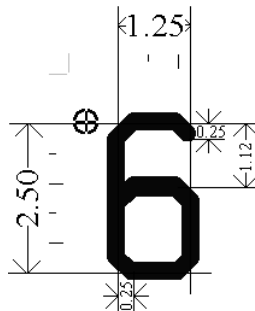
Called by CSP etc.: CSP SNDFRM04 Continuation A

Pivot Point Column: -0.50

Pivot Point Row: 0.00

Width of Bounding Box: 1.25

Height of Bounding Box: 2.50



Symbol Colours: SNDG2

Comments: Line weight 0.3 mm

Examples on ENC: N/A

References:

S57	INT 1	
SOUNDG	I 2, 4, 10-15; K 17	(I 10) <i>12 97</i>
OBSTRN	I 2, 4; K 41, 42, 46.2; L 20, 21.2; M 43; Q 42	(L 21.2)
UWTROC	K 11, 12, 14.1, 14.2, 15; O 27	(K 15) <i>21 R</i>
WRECKS	K 21, 22, 26, 27, 30	(K 30)

Symbol Name:	SY(SOUNDS57)	RN: 356
--------------	--------------	---------

Symbol Explanation: shallow soundings, less than or equal to the safety depth

Look up table affected: N/A

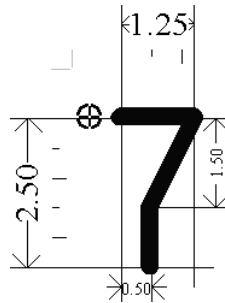
Called by CSP etc.: CSP SNDFRM04 Continuation A

Pivot Point Column: -0.50

Pivot Point Row: 0.00

Width of Bounding Box: 1.25

Height of Bounding Box: 2.50





Symbol Colours: SNDG2

Comments: Line weight 0.3 mm

Examples on ENC: N/A

References:

S57	INT 1	
SOUNDG	I 2, 4, 10-15; K 17	(I 10) <i>12 97</i>
OBSTRN	I 2, 4; K 41, 42, 46.2; L 20, 21.2; M 43; Q 42	(L 21.2) 
UWTROC	K 11, 12, 14.1, 14.2, 15; O 27	(K 15) <i>21</i> <i>R</i>
WRECKS	K 21, 22, 26, 27, 30	(K 30) 

Symbol Name:	SY(SOUNDS58)	RN: 357
--------------	---------------------	---------

Symbol Explanation: shallow soundings, less than or equal to the safety depth

Look up table affected: N/A

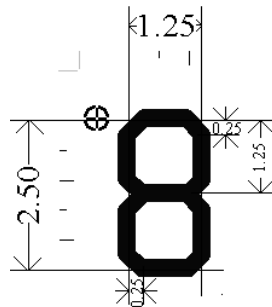
Called by CSP etc.: CSP SNDFRM04 Continuation A

Pivot Point Column: -0.50

Pivot Point Row: 0.00

Width of Bounding Box: 1.25

Height of Bounding Box: 2.50





Symbol Colours: SNDG2

Comments: Line weight 0.3 mm

Examples on ENC: N/A

References:

S57	INT 1	
SOUNDG	I 2, 4, 10-15; K 17	(I 10) <i>12 97</i>
OBSTRN	I 2, 4; K 41, 42, 46.2; L 20, 21.2; M 43; Q 42	(L 21.2) 
UWTROC	K 11, 12, 14.1, 14.2, 15; O 27	(K 15) <i>21 R</i>
WRECKS	K 21, 22, 26, 27, 30	(K 30) 

Symbol Name:	SY(SOUNDS59)	RN: 358
--------------	--------------	---------

Symbol Explanation: shallow soundings, less than or equal to the safety depth

Look up table affected: N/A

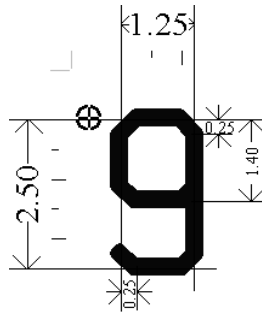
Called by CSP etc.: CSP SNDFRM04 Continuation A

Pivot Point Column: -0.50

Pivot Point Row: 0.00

Width of Bounding Box: 1.25

Height of Bounding Box: 2.50





Symbol Colours: SNDG2

Comments: Line weight 0.3 mm

Examples on ENC: N/A

References:

S57	INT 1	
SOUNDG	I 2, 4, 10-15; K 17	(I 10) <i>12 97</i>
OBSTRN	I 2, 4; K 41, 42, 46.2; L 20, 21.2; M 43; Q 42	(L 21.2) 
UWTROC	K 11, 12, 14.1, 14.2, 15; O 27	(K 15) <i>21 R</i>
WRECKS	K 21, 22, 26, 27, 30	(K 30) 

Symbol Name:	SY(SOUNDSA1)	RN: 359
--------------	--------------	---------

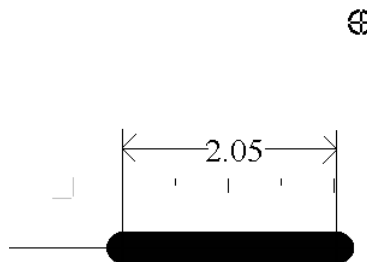
Symbol Explanation: symbol for drying height, used for shallow soundings, less than or equal to safety depth

Look up table affected: N/A

Called by CSP etc.: CSP SNDFRM04 Continuation A

Pivot Point Column: 2.25
 Pivot Point Row: -2.20

Width of Bounding Box: 2.05
 Height of Bounding Box: 0.01



Symbol Colours: SNDG2

Comments: Line weight 0.3 mm

Examples on ENC: N/A

References:

S57	INT 1	
UWTROC	K 11	
WRECKS	K 21, 30	
SOUNDG	I 15	

Symbol Name:	SY(SOUNDSB1)	RN: 360
--------------	--------------	---------

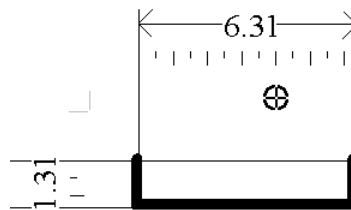
Symbol Explanation: symbol for swept sounding, used for shallow soundings, less than or equal to safety depth

Look up table affected: N/A

Called by CSP etc.: CSP SNDFRM04

Pivot Point Column: 4.10
Pivot Point Row: -1.78

Width of Bounding Box: 6.31
Height of Bounding Box: 1.31







Symbol Colours: SNDG2

Comments: Line weight 0.3 mm

Examples on ENC: N/A

References:

S57	INT 1	
as applicable	K 2	
OBSTRN	K 42	 <i>Obstrn</i>  <i>Obstrn</i>
WRECKS	K 27	 <i>Wrc</i>  <i>Wrc</i>

Symbol Name:	SY(SOUNDSC2)	RN: 362
--------------	--------------	---------

Symbol Explanation: sounding of low accuracy

Look up table affected: N/A

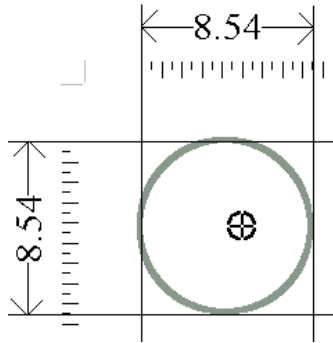
Called by CSP etc.: CSP SNDFRM04

Pivot Point Column: 4.27

Pivot Point Row: 4.27

Width of Bounding Box: 8.54

Height of Bounding Box: 8.54



Symbol Colours:



SNDG1

Comments: Line weight 0.3 mm; circle diameter 8.54 mm

Examples on ENC: N/A

References:

S57	INT 1	
as applicable	B 7, 8; I 1, 3.1, 3.2	(I 1) <i>ED</i>
OBSTRN	I 2	<i>SD</i>
SOUNDG	I 2, 4, 13, 14	(I 13) <i>SD</i>

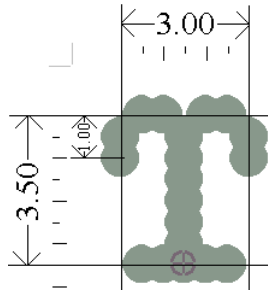
Symbol Name:	SY(SPRING02)	RN: 363
--------------	-----------------------	---------

Symbol Explanation: spring

Look up table affected: paper chart point symbols
simplified point symbols

Pivot Point Column: 1.50
Pivot Point Row: 3.50

Width of Bounding Box: 3.00
Height of Bounding Box: 3.50




Symbol Colours: CHGRD

Comments: Dot diameter 0.9 mm

Examples on ENC: N/A

References:

S57	INT 1	
SPRING	J 15	

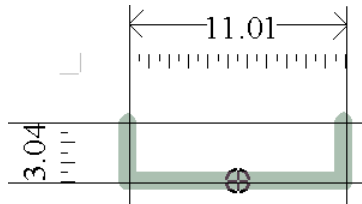
Symbol Name:	SY(SWPARE51)	RN: 364
--------------	---------------------	---------

Symbol Explanation: swept area

Look up table affected: area symbols with plain boundaries
area symbols with symbolized boundaries

Pivot Point Column: 5.60
Pivot Point Row: 3.08

Width of Bounding Box: 11.01
Height of Bounding Box: 3.04



Symbol Colours: CHGRF

Comments: Line weight 0.9 mm

Examples on ENC: N/A

References:

S57	INT 1	
SWPARE	1 24	

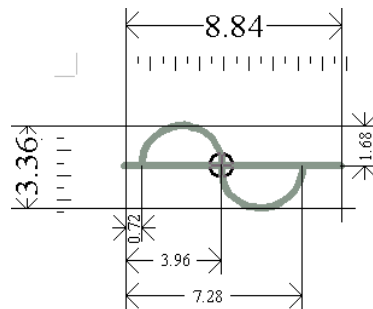
Symbol Name:	SY(TIDEHT01)	RN: 368
--------------	--------------	---------

Symbol Explanation: point for which tide height information is available

Look up table affected: paper chart point symbols
 area symbols with plain boundaries
 simplified point symbols
 area symbols with symbolized boundaries

Pivot Point Column: 3.96
 Pivot Point Row: 1.69

Width of Bounding Box: 8.84
 Height of Bounding Box: 3.36



Symbol Colours: CHGRD

Comments: Line weight 0.3 mm

Examples on ENC: N/A

References:

S57		INT 1
T_HMON	not specified	
T_NHMN	not specified	
T_TIMS	not specified	

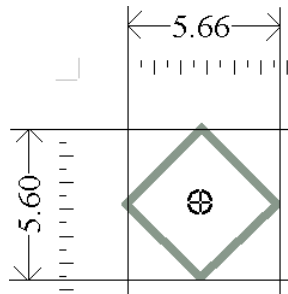
Symbol Name:	SY(TIDSTR01)	RN: 369
--------------	--------------	---------

Symbol Explanation: point or area for which a tidal stream table is available

Look up table affected: paper chart point symbols
area symbols with plain boundaries
simplified point symbols
area symbols with symbolized boundaries

Pivot Point Column: 2.80
Pivot Point Row: 2.81

Width of Bounding Box: 5.66
Height of Bounding Box: 5.60




Symbol Colours: CHGRD

Comments: Line weight 0.3 mm

Examples on ENC: N/A

References:

S57	INT 1	
TS_PAD	H 31, 46	(H 46) 
TS_PNH	not specified	
TS_PRH	not specified	
TS_TIS	not specified	

Symbol Name:	SY(TMARDEF1)	RN: 370
--------------	--------------	---------

Symbol Explanation: topmark for beacons, flag or other shape, paper-chart

Look up table affected: N/A

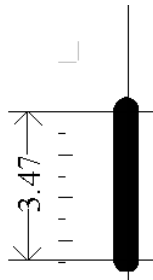
Called by CSP etc.: CSP TOPMAR01

Pivot Point Column: 0.08

Pivot Point Row: 9.37

Width of Bounding Box: 0.00

Height of Bounding Box: 3.47



Symbol Colours: CHBLK

Comments: Line weight 0.6 mm

Examples on ENC: N/A

References:

S57	INT 1
TOPMAR	Q 2-5, 9, 10, 82

Symbol Name:	SY(TMARDEF2)	RN: 371
--------------	--------------	---------

Symbol Explanation: topmark for buoys, flag or other shape, paper-chart

Look up table affected: N/A

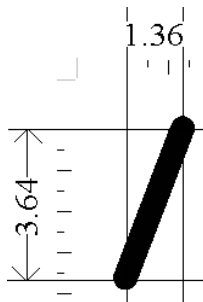
Called by CSP etc.: CSP TOPMAR01

Pivot Point Column: -0.67

Pivot Point Row: 8.66

Width of Bounding Box: 1.36

Height of Bounding Box: 3.64



Symbol Colours: CHBLK

Comments: Line weight 0.6 mm

Examples on ENC: N/A

References:

S57	INT 1
TOPMAR	Q 2-5, 9, 11, 30

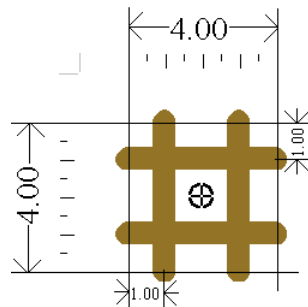
Symbol Name:	SY(TMBYRD01)	RN: 372
--------------	--------------	---------

Symbol Explanation: timber yard

Look up table affected: paper chart point symbols
area symbols with plain boundaries
simplified point symbols
area symbols with symbolized boundaries

Pivot Point Column: 2.00
Pivot Point Row: 2.00

Width of Bounding Box: 4.00
Height of Bounding Box: 4.00



Symbol Colours: LANDF

Comments: Line weight 0.6 mm

Examples on ENC: N/A

References:

S57	INT 1	
PRDARE	F 52	#

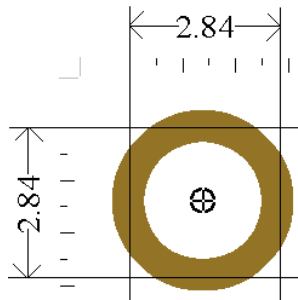
Symbol Name:	SY(TNKCON02)	RN: 373
--------------	--------------	---------

Symbol Explanation: tank

Look up table affected: paper chart point symbols
simplified point symbols

Pivot Point Column: 1.42
Pivot Point Row: 1.41

Width of Bounding Box: 2.84
Height of Bounding Box: 2.84



Symbol Colours: LANDF

Comments: Line weight 0.3mm; circle diameter 2.84 mm

Examples on ENC: N/A

References:

S57	INT 1	
BUISGL	Not specified	
PRDARE	Not specified	
SILTNK	E 32	<div style="display: flex; align-items: center; gap: 10px;"> • Tanks </div>

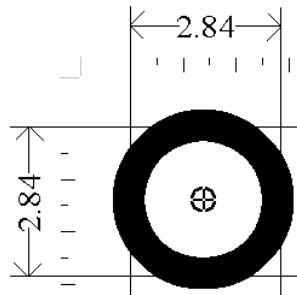
Symbol Name:	SY(TNKCON12)	RN: 374
--------------	--------------	---------

Symbol Explanation: conspicuous tank

Look up table affected: paper chart point symbols
simplified point symbols

Pivot Point Column: 1.42
Pivot Point Row: 1.41

Width of Bounding Box: 2.84
Height of Bounding Box: 2.84



Symbol Colours: CHBLK

Comments: Line weight 0.6 mm; circle diameter 2.84 mm

Examples on ENC: N/A

References:

S57	INT 1	
BUISGL	Not specified	
PRDARE	Not specified	
SILTNK	E 32	

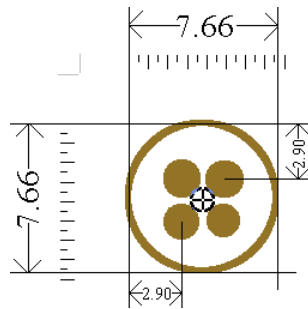
Symbol Name:	SY(TNKFRM01)	RN: 375
--------------	---------------------	---------

Symbol Explanation: tank farm

Look up table affected: area symbols with plain boundaries
area symbols with symbolized boundaries

Pivot Point Column: 3.90
Pivot Point Row: 4.00

Width of Bounding Box: 7.66
Height of Bounding Box: 7.66



Symbol Colours: LANDF

Comments: Circle line weight 0.3 mm; circle diameter 7.66 mm
Point diameter 2.24 mm

Examples on ENC: N/A

References:

S57	INT 1	
PRDARE	E 32	T a n k s

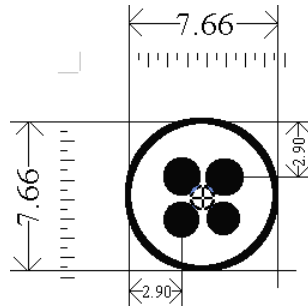
Symbol Name:	SY(TNKFRM11)	RN: 376
--------------	--------------	---------

Symbol Explanation: conspicuous tank farm

Look up table affected: area symbols with plain boundaries
area symbols with symbolized boundaries

Pivot Point Column: 3.92
Pivot Point Row: 4.05

Width of Bounding Box: 7.66
Height of Bounding Box: 7.66



Symbol Colours: CHBLK

Comments: Circle line weight 0.6mm; circle diameter 7.66 mm
Point diameter 2.24 mm

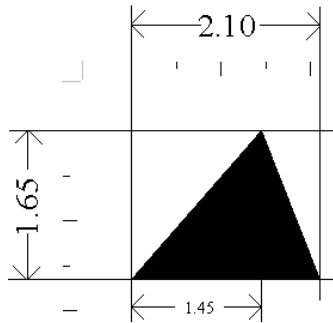
Examples on ENC: N/A

References:

S57	INT 1	
PRDARE	E 32	T a n k s

Symbol Name:	SY(TOPMAR02)	RN: 377
--------------	---------------------	---------

Symbol Explanation: topmark for buoys, cone point up, paper-chart
 Look up table affected: N/A
 Called by CSP etc.: CSP TOPMAR01
 Pivot Point Column: -0.10
 Pivot Point Row: 6.75
 Width of Bounding Box: 2.10
 Height of Bounding Box: 1.65



Symbol Colours: CHBLK

Comments: N/A

Examples on ENC: N/A

References:

S57	INT 1	
TOPMAR	Q 2-5, 9, 11, 30, 130.1	(Q 9) ↗ ↘

Symbol Name:	SY(TOPMAR04)	RN: 378
--------------	---------------------	---------

Symbol Explanation: topmark for buoys, cone point down, paper-chart

Look up table affected: N/A

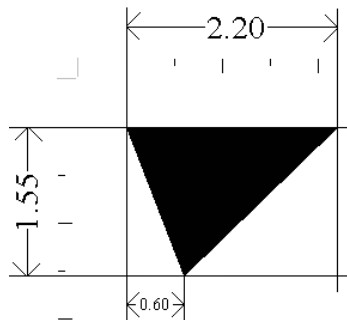
Called by CSP etc.: CSP TOPMAR01

Pivot Point Column: -0.45

Pivot Point Row: 6.85

Width of Bounding Box: 2.20

Height of Bounding Box: 1.55



Symbol Colours: CHBLK

Comments: N/A

Examples on ENC: N/A

References:

S57	INT 1
TOPMAR	Not specified

Symbol Name:	SY(TOPMAR05)	RN: 379
--------------	---------------------	---------

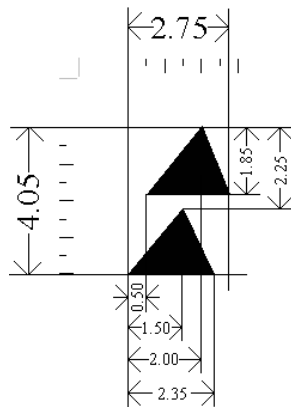
Symbol Explanation: topmark for buoys, 2 cones point upward, paper-chart

Look up table affected: N/A

Called by CSP etc.: CSP TOPMAR01

Pivot Point Column: -0.10
Pivot Point Row: 9.25

Width of Bounding Box: 2.75
Height of Bounding Box: 4.05



Symbol Colours: CHBLK

Comments: N/A

Examples on ENC: N/A

References:

S57	INT 1	
TOPMAR	Q 2-5, 9, 11, 130.3	(Q 9)

Symbol Name:	SY(TOPMAR06)	RN: 380
--------------	---------------------	---------

Symbol Explanation: topmark for buoys, 2 cones point downward, paper-chart

Look up table affected: N/A

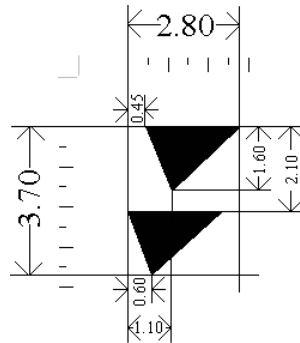
Called by CSP etc.: CSP TOPMAR01

Pivot Point Column: -0.45

Pivot Point Row: 9.05

Width of Bounding Box: 2.80

Height of Bounding Box: 3.70



Symbol Colours: CHBLK

Comments: N/A

Examples on ENC: N/A

References:

S57	INT 1	
TOPMAR	Q 2-5, 9, 11, 30, 130.3	(Q 9) ↗

Symbol Name:	SY(TOPMAR07)	RN: 381
--------------	---------------------	---------

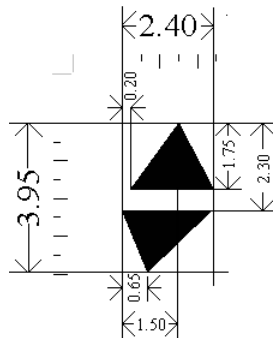
Symbol Explanation: topmark for buoys, 2 cones base to base, paper-chart

Look up table affected: N/A

Called by CSP etc.: CSP TOPMAR01

Pivot Point Column: -0.45
Pivot Point Row: 9.15

Width of Bounding Box: 2.40
Height of Bounding Box: 3.95



Symbol Colours: CHBLK

Comments: N/A

Examples on ENC: N/A

References:

S57	INT 1	
TOPMAR	Q 2-5, 9, 11, 30, 130.3	(Q 9)

Symbol Name:	SY(TOPMAR08)	RN: 382
--------------	---------------------	---------

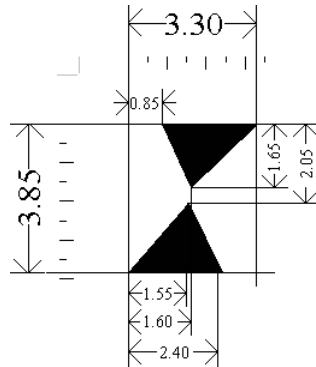
Symbol Explanation: topmark for buoys, 2 cones point to point, paper-chart

Look up table affected: N/A

Called by CSP etc.: CSP TOPMAR01

Pivot Point Column: -0.05
Pivot Point Row: 9.05

Width of Bounding Box: 3.30
Height of Bounding Box: 3.85



Symbol Colours: CHBLK

Comments: N/A

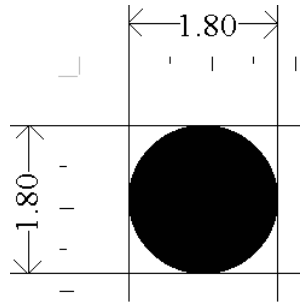
Examples on ENC: N/A

References:

S57	INT 1	
TOPMAR	Q 2-5, 9, 11, 30, 130.3	(Q 9)

Symbol Name:	SY(TOPMAR10)	RN: 383
--------------	---------------------	---------

Symbol Explanation: topmark for buoys, sphere, paper-chart
 Look up table affected: N/A
 Called by CSP etc.: CSP TOPMAR01
 Pivot Point Column: -0.35
 Pivot Point Row: 6.95
 Width of Bounding Box: 1.80
 Height of Bounding Box: 1.80



Symbol Colours: CHBLK
 Comments: Point diameter 1.8 mm
 Examples on ENC: N/A

References:

S57	INT 1	
TOPMAR	Q 2-5, 9, 11, 30, 130.5	(Q 9) ⊙

Symbol Name:	SY(TOPMAR12)	RN: 384
--------------	--------------	---------

Symbol Explanation: topmark for buoys, 2 spheres, paper-chart

Look up table affected: N/A

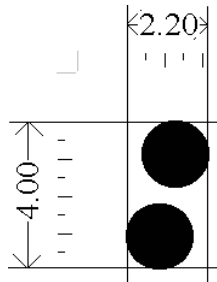
Called by CSP etc.: CSP TOPMAR01

Pivot Point Column: -0.40

Pivot Point Row: 9.15

Width of Bounding Box: 2.20

Height of Bounding Box: 4.00




Symbol Colours: CHBLK

Comments: Point diameter 1.8 mm

Examples on ENC: N/A

References:

S57		INT 1
TOPMAR	Q 2-5, 9, 11, 30, 130.4	(Q 9) 

Symbol Name:	SY(TOPMAR13)	RN: 385
--------------	---------------------	---------

Symbol Explanation: topmark for buoys, cylinder, paper-chart

Look up table affected: N/A

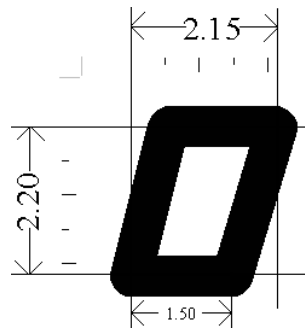
Called by CSP etc.: CSP TOPMAR01

Pivot Point Column: -0.30

Pivot Point Row: 7.45

Width of Bounding Box: 2.15

Height of Bounding Box: 2.20



Symbol Colours: CHBLK

Comments: Line weight 0.6 mm

Examples on ENC: N/A

References:

S57	INT 1	
TOPMAR	Q 2-5, 9, 11, 30, 130.1	(Q 9) ⊠

Symbol Name:	SY(TOPMAR14)	RN: 386
--------------	--------------	---------

Symbol Explanation: topmark for buoys, board, paper-chart

Look up table affected: N/A

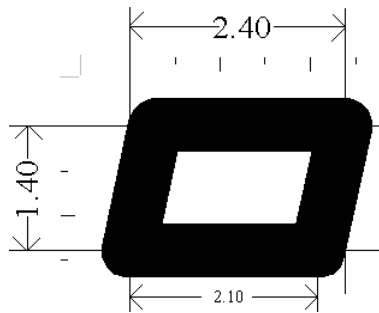
Called by CSP etc.: CSP TOPMAR01

Pivot Point Column: -0.10

Pivot Point Row: 6.70

Width of Bounding Box: 2.40

Height of Bounding Box: 1.40



Symbol Colours: CHBLK

Comments: Line weight 0.6 mm

Examples on ENC: N/A

References:

S57	INT 1
TOPMAR	Not specified

Symbol Name:	SY(TOPMAR16)	RN: 387
--------------	---------------------	---------

Symbol Explanation: topmark for buoys, cube point up, paper-chart

Look up table affected: N/A

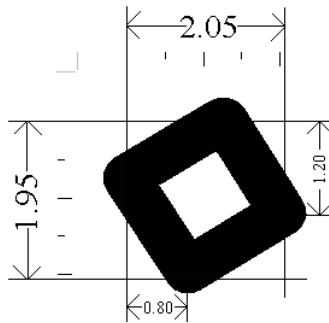
Called by CSP etc.: CSP TOPMAR01

Pivot Point Column: -0.30

Pivot Point Row: 7.05

Width of Bounding Box: 2.05

Height of Bounding Box: 1.95



Symbol Colours: CHBLK

Comments: Line weight 0.6 mm

Examples on ENC: N/A

References:

S57	INT 1
TOPMAR	Not specified

Symbol Name:	SY(TOPMAR17)	RN: 388
--------------	--------------	---------

Symbol Explanation: topmark for buoys, flag or other shape, paper-chart

Look up table affected: N/A

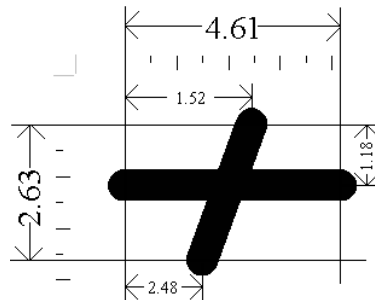
Called by CSP etc.: CSP TOPMAR01

Pivot Point Column: 0.85

Pivot Point Row: 7.60

Width of Bounding Box: 4.21

Height of Bounding Box: 2.63



Symbol Colours: CHBLK

Comments: Line weight 0.6 mm

Examples on ENC: N/A

References:

S57	INT 1
TOPMAR	Not specified

Symbol Name:	SY(TOPMAR18)	RN: 389
--------------	---------------------	---------

Symbol Explanation: topmark for buoys, T-Shape, paper-chart

Look up table affected: N/A

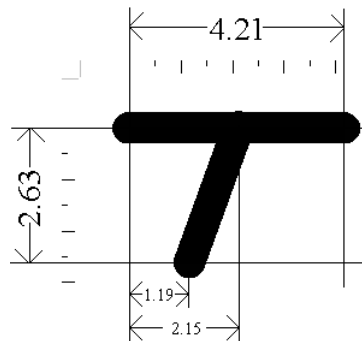
Called by CSP etc.: CSP TOPMAR01

Pivot Point Column: 0.52

Pivot Point Row: 7.60

Width of Bounding Box: 4.21

Height of Bounding Box: 2.63



Symbol Colours: CHBLK

Comments: Line weight 0.6 mm

Examples on ENC: N/A

References:

S57	INT 1
TOPMAR	Not specified

Symbol Name:	SY(TOPMAR22)	RN: 390
--------------	---------------------	---------

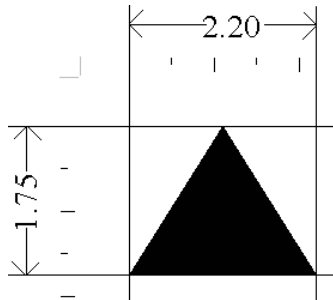
Symbol Explanation: topmark for beacons, cone point up, paper-chart

Look up table affected: N/A

Called by CSP etc.: CSP TOPMAR01

Pivot Point Column: 1.10
Pivot Point Row: 7.30

Width of Bounding Box: 2.20
Height of Bounding Box: 1.75




Symbol Colours: CHBLK

Pattern: N/A

Comments: N/A

Examples on ENC: N/A

References:

S57	INT 1	
TOPMAR	Q 2-5, 9, 10, 82, 110, 130.1	(Q 2)  G

Symbol Name:	SY(TOPMAR24)	RN: 391
--------------	---------------------	---------

Symbol Explanation: topmark for beacons, cone point down, paper-chart

Look up table affected: N/A

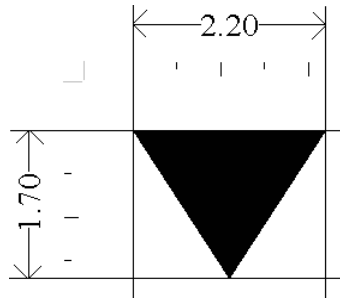
Called by CSP etc.: CSP TOPMAR01

Pivot Point Column: 1.10

Pivot Point Row: 7.20

Width of Bounding Box: 2.20

Height of Bounding Box: 1.70



Symbol Colours: CHBLK

Comments: N/A

Examples on ENC: N/A

References:

S57	INT 1
TOPMAR	Not specified

Symbol Name:	SY(TOPMAR25)	RN: 392
--------------	---------------------	---------

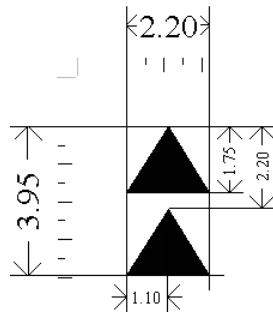
Symbol Explanation: topmark for beacons, 2 cones point upward, paper-chart

Look up table affected: N/A

Called by CSP etc.: CSP TOPMAR01

Pivot Point Column: 1.10
Pivot Point Row: 9.45

Width of Bounding Box: 2.20
Height of Bounding Box: 3.95



Symbol Colours: CHBLK

Comments: N/A

Examples on ENC: N/A

References:

S57	INT 1	
TOPMAR	Q 2-5, 10, 82, 110, 130.3	(Q 110)

Symbol Name:	SY(TOPMAR26)	RN: 393
--------------	---------------------	---------

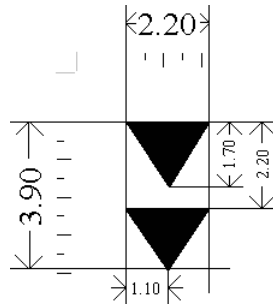
Symbol Explanation: topmark for beacons, 2 cones point downward, paper-chart

Look up table affected: N/A

Called by CSP etc.: CSP TOPMAR01

Pivot Point Column: 1.10
Pivot Point Row: 9.30

Width of Bounding Box: 2.20
Height of Bounding Box: 3.90



Symbol Colours: CHBLK

Comments: N/A

Examples on ENC: N/A

References:

S57	INT 1
TOPMAR	Q 2-5, 10, 82, 110, 130.3

Symbol Name:	SY(TOPMAR27)	RN: 394
--------------	---------------------	---------

Symbol Explanation: topmark for beacons, 2 cones base to base, paper-chart

Look up table affected: N/A

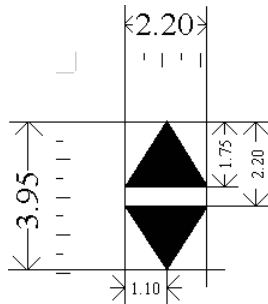
Called by CSP etc.: CSP TOPMAR01

Pivot Point Column: 1.10

Pivot Point Row: 9.50

Width of Bounding Box: 2.20

Height of Bounding Box: 3.95



Symbol Colours: CHBLK

Comments: N/A

Examples on ENC: N/A

References:

S57	INT 1
TOPMAR	Q 2-5, 10, 82, 110, 130.3

Symbol Name:	SY(TOPMAR28)	RN: 395
--------------	---------------------	---------

Symbol Explanation: topmark for beacons, 2 cones point to point, paper-chart

Look up table affected: N/A

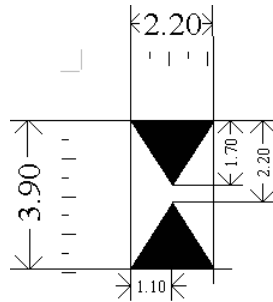
Called by CSP etc.: CSP TOPMAR01

Pivot Point Column: 1.10

Pivot Point Row: 9.40

Width of Bounding Box: 2.20

Height of Bounding Box: 3.90



Symbol Colours: CHBLK

Comments: N/A

Examples on ENC: N/A

References:

S57	INT 1
TOPMAR	Q 2-5, 10, 82, 110, 130.3

Symbol Name:	SY(TOPMAR30)	RN: 396
--------------	---------------------	---------

Symbol Explanation: topmark for beacons, sphere, paper-chart

Look up table affected: N/A

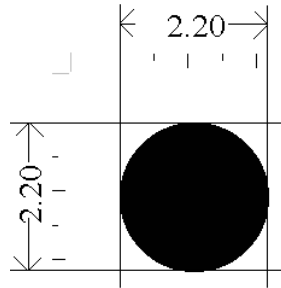
Called by CSP etc.: CSP TOPMAR01

Pivot Point Column: 1.10

Pivot Point Row: 7.50

Width of Bounding Box: 2.20

Height of Bounding Box: 2.20



Symbol Colours: CHBLK

Comments: point diameter 2.2 mm

Examples on ENC: N/A

References:

S57	INT 1
TOPMAR	Q 2-5, 10, 82, 110, 130.5

Symbol Name:	SY(TOPMAR32)	RN: 397
--------------	---------------------	---------

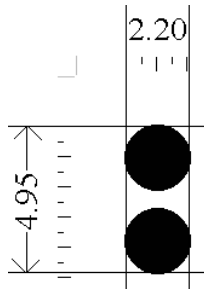
Symbol Explanation: topmark for beacons, 2 spheres, paper-chart

Look up table affected: N/A

Called by CSP etc.: CSP TOPMAR01

Pivot Point Column: 1.10
Pivot Point Row: 10.15

Width of Bounding Box: 2.20
Height of Bounding Box: 4.95




Symbol Colours: CHBLK

Comments: Point diameter 2.2 mm

Examples on ENC: N/A

References:

S57	INT 1	
TOPMAR	Q 2-5, 10, 82, 110, 130.4	(Q 110)  BRB

Symbol Name:	SY(TOPMAR33)	RN: 398
--------------	---------------------	---------

Symbol Explanation: topmark for beacons, cylinder, paper-chart

Look up table affected: N/A

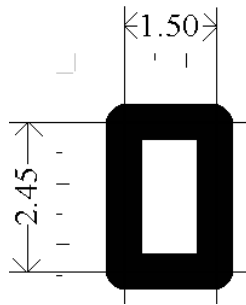
Called by CSP etc.: CSP TOPMAR01

Pivot Point Column: 0.75

Pivot Point Row: 8.00

Width of Bounding Box: 1.50

Height of Bounding Box: 2.45



Symbol Colours: CHBLK

Comments: Line weight 0.6 mm

Examples on ENC: N/A

References:

S57	INT 1	
TOPMAR	Q 2-5, 10, 82, 110, 130.1	(Q 110) D A R

Symbol Name:	SY(TOPMAR34)	RN: 399
--------------	---------------------	---------

Symbol Explanation: topmark for beacons, board, paper-chart

Look up table affected: N/A

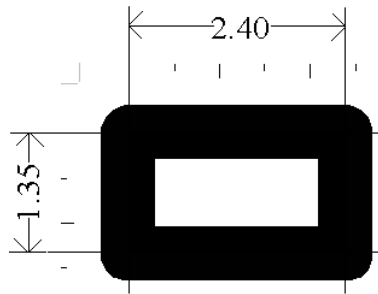
Called by CSP etc.: CSP TOPMAR01

Pivot Point Column: 1.20

Pivot Point Row: 7.00

Width of Bounding Box: 2.40

Height of Bounding Box: 1.35



Symbol Colours: CHBLK

Comments: Line weight 0.6 mm

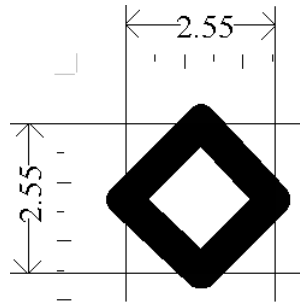
Examples on ENC: N/A

References:

S57	INT 1
TOPMAR	Not specified

Symbol Name:	SY(TOPMAR36)	RN: 400
--------------	---------------------	---------

Symbol Explanation: topmark for beacons, cube point up, paper-chart
 Look up table affected: N/A
 Called by CSP etc.: CSP TOPMAR01
 Pivot Point Column: 1.30
 Pivot Point Row: 7.75
 Width of Bounding Box: 2.55
 Height of Bounding Box: 2.55




Symbol Colours: CHBLK

Comments: Line weight 0.6 mm

Examples on ENC: N/A

References:

S57	INT 1	
TOPMAR	Q 2-5, 10, 82, 110, 123	(Q 123) 

Symbol Name:	SY(TOPMAR65)	RN: 401
--------------	---------------------	---------

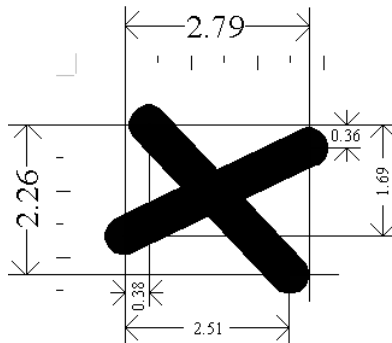
Symbol Explanation: topmark for buoys, x-shape, paper-chart

Look up table affected: N/A

Called by CSP etc.: CSP TOPMAR01

Pivot Point Column: 0.20
Pivot Point Row: 7.18

Width of Bounding Box: 2.79
Height of Bounding Box: 2.26



Symbol Colours: CHBLK

Comments: Line weight 0.6 mm

Examples on ENC: N/A

References:

S57	INT 1	
TOPMAR	Q 2-5, 9, 10, 50-57, 59, 62, 70, 71, 130.6	(Q 9) ×

Symbol Name:	SY(TOPMAR85)	RN: 402
--------------	---------------------	---------

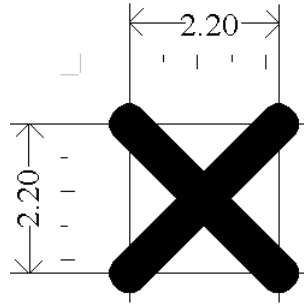
Symbol Explanation: topmark for beacons, x-shape, paper-chart

Look up table affected: N/A

Called by CSP etc.: CSP TOPMAR01

Pivot Point Column: 1.10
Pivot Point Row: 7.50

Width of Bounding Box: 2.20
Height of Bounding Box: 2.20



Symbol Colours: CHBLK

Comments: Line weight 0.6 mm

Examples on ENC: N/A

References:

S57	INT 1	
TOPMAR	Q 2-5, 10, 82, 110, 130.6	

Symbol Name:	SY(TOPMAR86)	RN: 403
--------------	---------------------	---------

Symbol Explanation: topmark for beacons, upright cross, paper-chart

Look up table affected: N/A

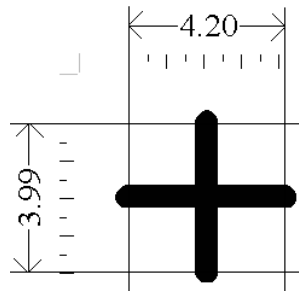
Called by CSP etc.: CSP TOPMAR01

Pivot Point Column: 2.17

Pivot Point Row: 9.68

Width of Bounding Box: 4.20

Height of Bounding Box: 3.99



Symbol Colours: CHBLK

Comments: Line weight 0.6 mm

Examples on ENC: N/A

References:

S57	INT 1
TOPMAR	Q 2-5, 10, 82, 110

Symbol Name:	SY(TOPMAR87)	RN: 404
--------------	--------------	---------

Symbol Explanation: topmark for beacons, besom point down, paper-chart

Look up table affected: N/A

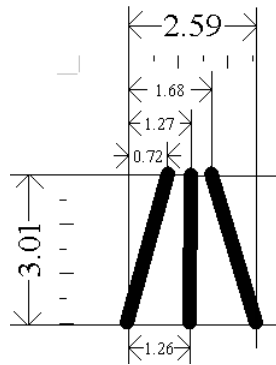
Called by CSP etc.: CSP TOPMAR01

Pivot Point Column: 1.24

Pivot Point Row: 8.20

Width of Bounding Box: 2.59

Height of Bounding Box: 3.01



Symbol Colours: CHBLK

Comments: Line weight 0.3 mm

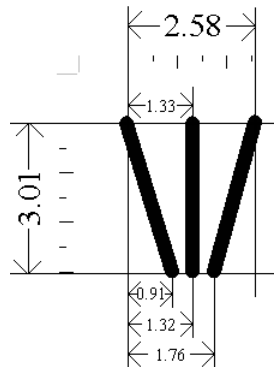
Examples on ENC: N/A

References:

S57	INT 1	
TOPMAR	Q 2-5, 10, 82, 91	(Q 91) ↑

Symbol Name:	SY(TOPMAR88)	RN: 405
--------------	--------------	---------

Symbol Explanation: topmark for beacons, besom point up, paper-chart
 Look up table affected: N/A
 Called by CSP etc.: CSP TOPMAR01
 Pivot Point Column: 1.33
 Pivot Point Row: 8.15
 Width of Bounding Box: 2.58
 Height of Bounding Box: 3.01



Symbol Colours: CHBLK
 Comments: Line weight 0.3 mm
 Examples on ENC: N/A

References:

S57	INT 1	
TOPMAR	Q 2-5, 10, 82, 91	(Q 91) Y

Symbol Name:	SY(TOPMAR89)	RN: 406
--------------	---------------------	---------

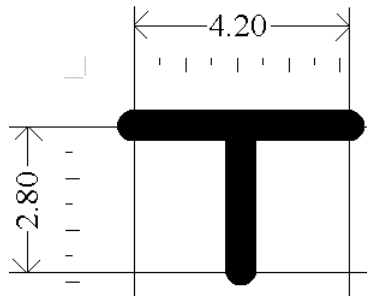
Symbol Explanation: topmark for beacons, T-shape, paper-chart

Look up table affected: N/A

Called by CSP etc.: CSP TOPMAR01

Pivot Point Column: 2.17
Pivot Point Row: 8.73

Width of Bounding Box: 4.20
Height of Bounding Box: 2.80



Symbol Colours: CHBLK

Comments: Line weight 0.6 mm

Examples on ENC: N/A

References:

S57	INT 1
TOPMAR	Not specified

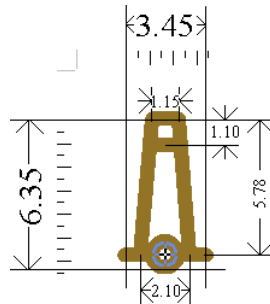
Symbol Name:	SY(TOWERS01)	RN: 407
--------------	--------------	---------

Symbol Explanation: tower

Look up table affected: paper chart point symbols
simplified point symbols

Pivot Point Column: 1.73
Pivot Point Row: 5.78

Width of Bounding Box: 3.45
Height of Bounding Box: 6.35



Symbol Colours: LANDF

Comments: Line weight 0.3mm; circle diameter 1.14 mm

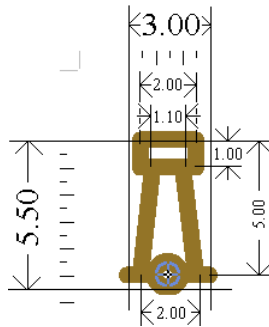
Examples on ENC: N/A

References:

S57	INT 1			
LNDMRK	E 20; G 68	(E 20)		
		<table border="1" style="background-color: #FFD700;"> <tr> <td style="text-align: center;">A</td> <td style="text-align: center;">Tr</td> </tr> </table>	A	Tr
A	Tr			
SILTNK	Not specified			


Symbol Name:	SY(TOWERS02)	RN: 408
--------------	---------------------	---------

Symbol Explanation: water tower
 Look up table affected: paper chart point symbols
 simplified point symbols
 Pivot Point Column: 1.50
 Pivot Point Row: 5.00
 Width of Bounding Box: 3.00
 Height of Bounding Box: 5.50



Symbol Colours: LANDF
 Comments: Line weight 0.3mm; circle diameter 1.0 mm
 Examples on ENC: N/A

References:

S57	INT 1	
SILTNK	E 21	

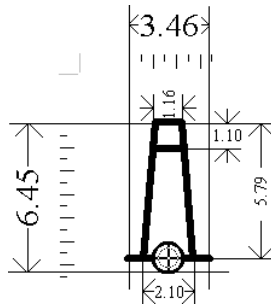
Symbol Name:	SY(TOWERS03)	RN: 409
--------------	---------------------	---------

Symbol Explanation: conspicuous tower

Look up table affected: paper chart point symbols
simplified point symbols

Pivot Point Column: 1.75
Pivot Point Row: 5.79

Width of Bounding Box: 3.46
Height of Bounding Box: 6.35



Symbol Colours: CHBLK

Comments: Line weight 0.6mm; circle diameter 1.12 mm

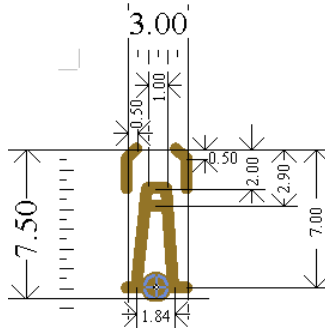
Examples on ENC: N/A

References:

S57	INT 1			
LNDMRK	E 2, 20; G 68	(E 20)		
		<table border="1" style="width: 100%; height: 40px;"> <tr> <td style="text-align: center;"></td> <td style="text-align: center;">Tr</td> </tr> </table>		Tr
	Tr			
SILTNK	Not specified			

Symbol Name:	SY(TOWERS05)	RN: 410
--------------	---------------------	---------

Symbol Explanation: radio, television tower
 Look up table affected: N/A
 Pivot Point Column: 1.50
 Pivot Point Row: 7.00
 Width of Bounding Box: 3.00
 Height of Bounding Box: 7.50




Symbol Colours: LANDF

Comments: Line weight 0.3mm; circle diameter 1.0 mm

Examples on ENC: N/A

References:

S57		INT 1
LNDMRK	E 29	(E 29) 

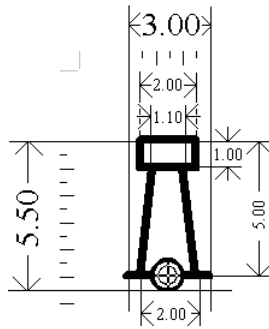
Symbol Name:	SY(TOWERS12)	RN: 411
--------------	---------------------	---------

Symbol Explanation: conspicuous water tower

Look up table affected: paper chart point symbols
simplified point symbols

Pivot Point Column: 1.50
Pivot Point Row: 5.00

Width of Bounding Box: 3.00
Height of Bounding Box: 5.50



Symbol Colours: CHBLK

Comments: Line weight 0.6mm; circle diameter 1.0 mm

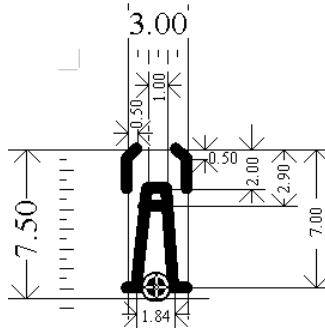
Examples on ENC: N/A

References:

S57	INT 1	
SILTNK	E 2, 21	

Symbol Name:	SY(TOWERS15)	RN: 412
--------------	---------------------	---------

Symbol Explanation: conspicuous radio, television tower
 Look up table affected: N/A
 Pivot Point Column: 1.50
 Pivot Point Row: 7.00
 Width of Bounding Box: 3.00
 Height of Bounding Box: 7.50




Symbol Colours: CHBLK

Comments: Line weight 0.6 mm; circle diameter 1.0 mm

Examples on ENC: N/A

References:

S57	INT 1	
LNDMRK	E 2, 29	(E 29)
		

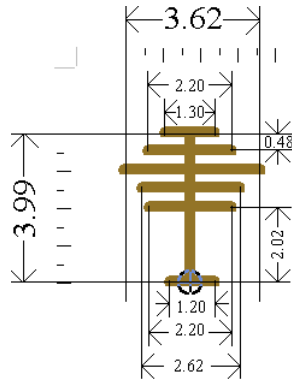
Symbol Name:	SY(TREPNT04)	RN: 413
--------------	--------------	---------

Symbol Explanation: general symbol for a tree

Look up table affected: N/A

Pivot Point Column: 1.76
 Pivot Point Row: 4.01

Width of Bounding Box: 3.62
 Height of Bounding Box: 3.99

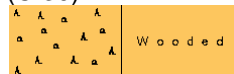


Symbol Colours: LANDF

Comments: Line weight 0.3 mm

Examples on ENC: N/A

References:

S57	INT 1	
VEGATN	C 30, 31	(C 30) 

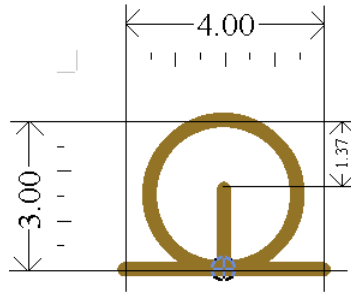
Symbol Name:	SY(TREPNT05)	RN: 414
--------------	--------------	---------

Symbol Explanation: mangrove

Look up table affected: N/A

Pivot Point Column: 2.00
Pivot Point Row: 3.00

Width of Bounding Box: 4.00
Height of Bounding Box: 3.00



Symbol Colours: LANDF

Comments: Line weight 0.3 mm; circle diameter 3.0 mm

Examples on ENC: N/A

References:

S57	INT 1	
VEGATN	C 32	

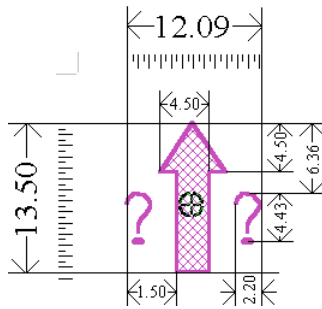
Symbol Name:	SY(TSLDEF51)	RN: 415
--------------	--------------	---------

Symbol Explanation: one way lane of a traffic separation scheme, with the direction not defined in the data

Look up table affected: area symbols with plain boundaries
area symbols with symbolized boundaries

Pivot Point Column: 6.03
Pivot Point Row: 7.50

Width of Bounding Box: 12.09
Height of Bounding Box: 13.50



Symbol Colours: TRFCD
 CHMGD (question mark)

Comments: Line weight 0.3 mm
Question mark line weight 0.3 mm; dot line weight 0.6 mm
Transparency 75%

Examples on ENC: N/A

References:

S57	INT 1
DWRTPT	M 27.1-2

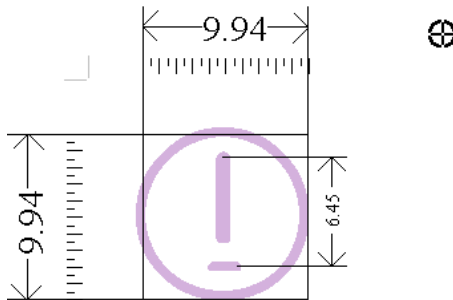
Symbol Name:	SY(TSSCRS51)	RN: 416
--------------	--------------	---------

Symbol Explanation: traffic crossing area

Look up table affected: area symbols with plain boundaries
area symbols with symbolized boundaries

Pivot Point Column: 18.01
Pivot Point Row: -6.02

Width of Bounding Box: 9.94
Height of Bounding Box: 9.94



Symbol Colours: TRFCF

Comments: Line weight 0.6 mm; circle diameter 9.94 mm

Examples on ENC: N/A

References:

S57	INT 1
TSSCRS	M 23

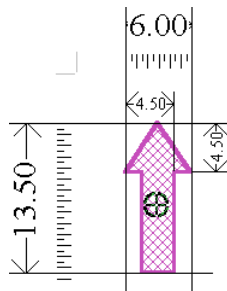
Symbol Name:	SY(TSSLPT51)	RN: 417
--------------	--------------	---------

Symbol Explanation: traffic direction in a one way lane of a traffic separation scheme

Look up table affected: area symbols with plain boundaries
area symbols with symbolized boundaries

Pivot Point Column: 3.00
Pivot Point Row: 7.50

Width of Bounding Box: 6.00
Height of Bounding Box: 13.50



Symbol Colours: TRFCD

Comments: Line weight 0.3 mm; transparency 75%.

Examples on ENC: N/A

References:

S57	INT 1
DWRTPT	M 27.1-2
TSSLPT	not specified

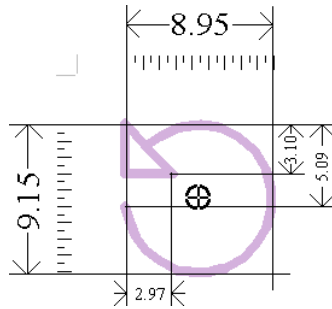
Symbol Name:	SY(TSSRON51)	RN: 418
--------------	---------------------	---------

Symbol Explanation: traffic roundabout

Look up table affected: area symbols with plain boundaries
area symbols with symbolized boundaries

Pivot Point Column: 4.47
Pivot Point Row: 4.57

Width of Bounding Box: 8.95
Height of Bounding Box: 9.15



Symbol Colours: TRFCF

Comments: Line weight 0.6 mm; circle diameter 8.95

Examples on ENC: N/A

References:

S57	INT 1
TSSRON	M 21

Symbol Name:	SY(TWRDEF51)	RN: 419
--------------	--------------	---------

Symbol Explanation: two way route of a traffic separation scheme, with the direction not defined in the data

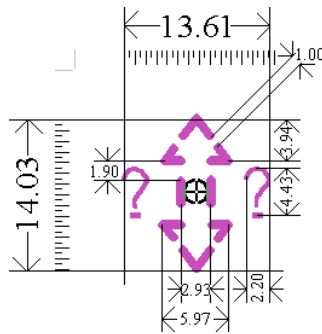
Look up table affected: area symbols with plain boundaries
area symbols with symbolized boundaries

Pivot Point Column: 6.89

Pivot Point Row: 6.94

Width of Bounding Box: 13.61

Height of Bounding Box: 14.03



Symbol Colours: TRFCD
 CHMGD (question mark)

Comments: Line weight 0.9 mm
Question mark line weight 0.3 mm; dot line weight 0.6 mm

Examples on ENC: N/A

References:

S57	INT 1
TWRTPT	M 28.2

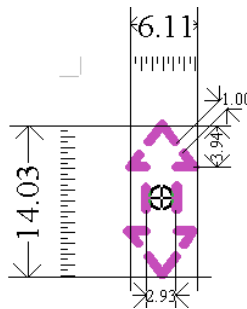
Symbol Name:	SY(TWRTPT52)	RN: 420
--------------	---------------------	---------

Symbol Explanation: reciprocal traffic directions in a two-way route of a traffic separation scheme

Look up table affected: area symbols with plain boundaries
area symbols with symbolized boundaries

Pivot Point Column: 3.11
Pivot Point Row: 6.94

Width of Bounding Box: 6.11
Height of Bounding Box: 14.03



Symbol Colours: TRFCD

Comments: Line weight 0.9 mm
Other dimensions like TWRDEF51

Examples on ENC: N/A

References:

S57	INT 1	
TWRTPT	M 28.2	

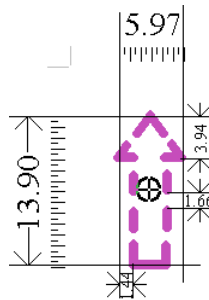
Symbol Name:	SY(TWRTPT53)	RN: 421
--------------	--------------	---------

Symbol Explanation: single traffic direction in a two-way route part of a traffic separation scheme

Look up table affected: area symbols with plain boundaries
area symbols with symbolized boundaries

Pivot Point Column: 2.97
Pivot Point Row: 6.94

Width of Bounding Box: 5.97
Height of Bounding Box: 13.90



Symbol Colours: TRFCD

Comments: Line weight 0.9 mm

Examples on ENC: N/A

References:

S57	INT 1
TWRTPT	M 28.2

Symbol Name:	SY(UWTROC03)	RN: 424
--------------	---------------------	---------

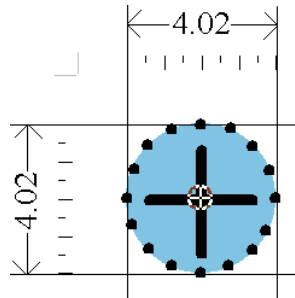
Symbol Explanation: dangerous underwater rock of uncertain depth

Look up table affected: N/A

Called by CSP etc.: CSP OBSTRN07 Continuation A

Pivot Point Column: 2.01
Pivot Point Row: 2.01

Width of Bounding Box: 4.02
Height of Bounding Box: 4.02



Symbol Colours:

- DEPVS
- CHBLK

Comments: Line weight 0.3 mm; circle diameter 4.02 mm
Dot diameter 0.3 mm; 16 dots around the circle

Examples on ENC: N/A

References:

S57	INT 1	
UWTROC	K 13, 16	<p>(K 13)</p>

Symbol Name:	SY(UWTROC04)	RN: 425
--------------	--------------	---------

Symbol Explanation: rock which covers and uncovers or is awash at low water

Look up table affected: N/A

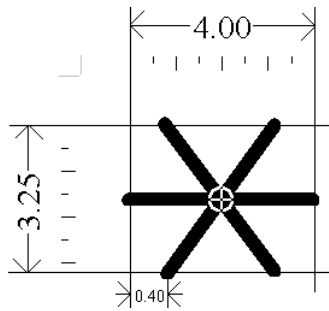
Called by CSP etc.: CSP OBSTRN07 Continuation A

Pivot Point Column: 2.03

Pivot Point Row: 1.64

Width of Bounding Box: 4.00

Height of Bounding Box: 3.25



Symbol Colours: CHBLK

Comments: Line weight 0.3 mm

Examples on ENC: N/A

References:

S57	INT 1	
UWTROC	K 11, 12, 15	(K 11) <p>ENC examples showing the symbol used on a map and in a cross-section. The top example shows a map with several green symbols representing rocks. The bottom example shows a cross-section of a rock formation with a green symbol on top. A legend indicates: Height datum, Chart datum, 5 m.</p>

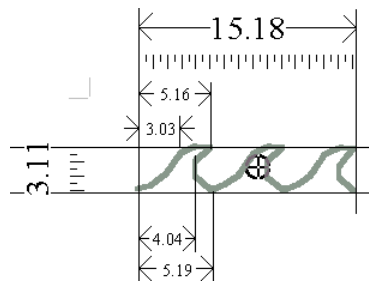
Symbol Name:	SY(WATTUR02)	RN: 430
--------------	--------------	---------

Symbol Explanation: overfalls, eddies and breakers

Look up table affected: line symbols
paper chart point symbols
area symbols with plain boundaries
simplified point symbols
area symbols with symbolized boundaries

Pivot Point Column: 8.50
Pivot Point Row: 1.49

Width of Bounding Box: 15.18
Height of Bounding Box: 3.11



Symbol Colours: CHGRD

Comments: Line weight 0.3 mm

Examples on ENC: N/A

References:

S57	INT 1	
WATTUR	H 44, 45; K 17	<p>(H 44)</p> <p>(H 45)</p> <p>(K 17)</p>

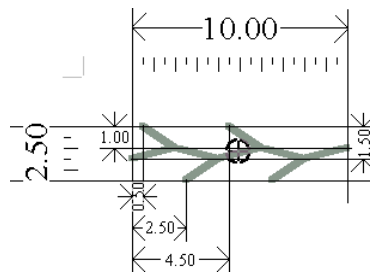
Symbol Name:	SY(WEDKLP03)	RN: 434
--------------	--------------	---------

Symbol Explanation: weed, kelp

Look up table affected: paper chart point symbols
area symbols with plain boundaries
simplified point symbols
area symbols with symbolized boundaries

Pivot Point Column: 5.00
Pivot Point Row: 1.25

Width of Bounding Box: 10.00
Height of Bounding Box: 2.50




Symbol Colours: CHGRD

Comments: Line weight 0.3 mm

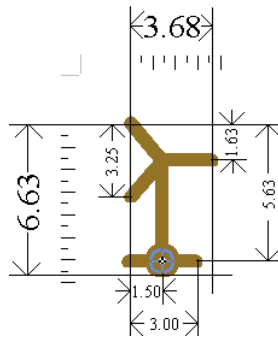
Examples on ENC: N/A

References:

S57	INT 1	
WEDKLP	J 13.1, 13.2	(J 13.2)
		

Symbol Name:	SY(WIMCON01)	RN: 435
--------------	--------------	---------

Symbol Explanation: wind motor
 Look up table affected: paper chart point symbols
 simplified point symbols
 Pivot Point Column: 1.50
 Pivot Point Row: 6.13
 Width of Bounding Box: 3.68
 Height of Bounding Box: 6.63



Symbol Colours: LANDF
 Comments: Line weight 0.3mm; circle diameter 1.0 mm.
 Examples on ENC: N/A

References:

S57	INT 1	
LNDMRK	E 26	⚙
PRDARE	Not specified	

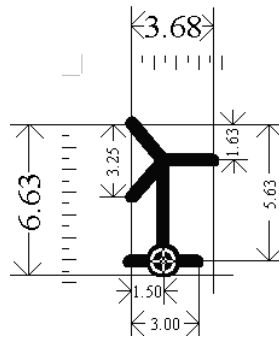
Symbol Name:	SY(WIMCON11)	RN: 436
--------------	--------------	---------

Symbol Explanation: conspicuous wind motor

Look up table affected: paper chart point symbols
simplified point symbols

Pivot Point Column: 1.50
Pivot Point Row: 6.13

Width of Bounding Box: 3.68
Height of Bounding Box: 6.63



Symbol Colours: CHBLK

Comments: Line weight 0.6 mm; circle diameter 1.0 mm.

Examples on ENC: N/A

References:

S57	INT 1	
LNDMRK	E 2, 26	⚙
PRDARE	Not specified	

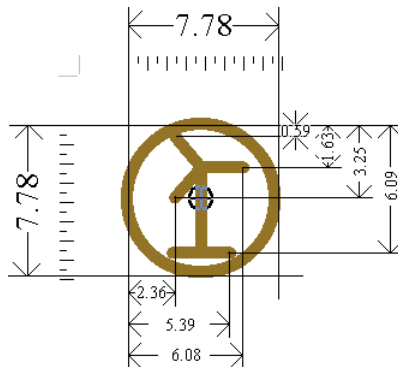
Symbol Name:	SY(WNDFRM51)	RN: 437
--------------	--------------	---------

Symbol Explanation: wind generator farm

Look up table affected: area symbols with plain boundaries
area symbols with symbolized boundaries

Pivot Point Column: 3.89
Pivot Point Row: 3.90

Width of Bounding Box: 7.78
Height of Bounding Box: 7.78



Symbol Colours: LANDF

Comments: Line weight 0.3mm.

Examples on ENC: N/A

References:

S57	INT 1
PRDARE	Not specified

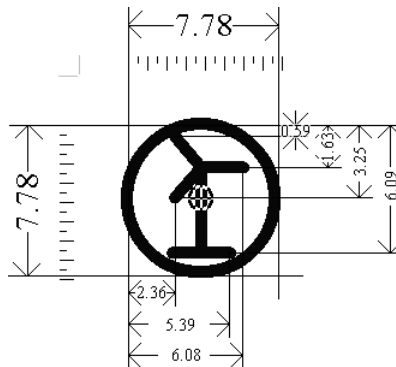
Symbol Name:	SY(WNDFRM61)	RN: 438
--------------	--------------	---------

Symbol Explanation: conspicuous wind generator farm

Look up table affected: area symbols with plain boundaries
area symbols with symbolized boundaries

Pivot Point Column: 3.87
Pivot Point Row: 4.00

Width of Bounding Box: 7.78
Height of Bounding Box: 7.78



Symbol Colours: CHBLK

Comments: Line weight 0.6 mm; circle diameter 7.78 mm

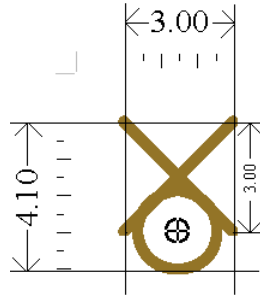
Examples on ENC: N/A

References:

S57	INT 1
PRDARE	Not specified


Symbol Name:	SY(WNDMIL02)	RN: 439
--------------	--------------	---------

Symbol Explanation: windmill
 Look up table affected: paper chart point symbols
 Pivot Point Column: 1.50
 Pivot Point Row: 3.00
 Width of Bounding Box: 3.00
 Height of Bounding Box: 4.10



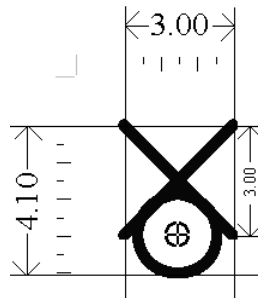
Symbol Colours: LANDF
 Comments: Line weight 0.3 mm; circle diameter 2.2 mm.
 Examples on ENC: N/A

References:

S57	INT 1	
LNDMRK	E 25.1, 25.2	(E 25.1)
		

Symbol Name:	SY(WNDMIL12)	RN: 440
--------------	--------------	---------

Symbol Explanation: conspicuous windmill
 Look up table affected: paper chart point symbols
 simplified point symbols
 Pivot Point Column: 1.50
 Pivot Point Row: 3.00
 Width of Bounding Box: 3.00
 Height of Bounding Box: 4.10



Symbol Colours: CHBLK
 Comments: Line weight 0.6mm; circle diameter 2.20 mm
 Examples on ENC: N/A

References:

S57	INT 1	
LNDMRK	E 2, 25.1, 25.2	(E 25.1)
		✕

Symbol Name:	SY(WRECKS01)	RN: 441
--------------	---------------------	---------

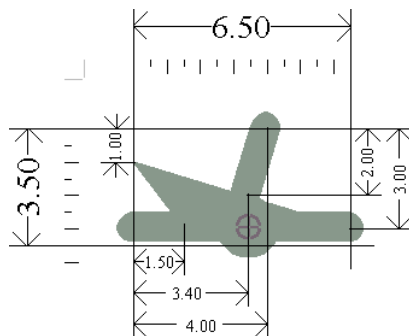
Symbol Explanation: wreck showing any portion of hull or superstructure at level of chart datum

Look up table affected: N/A

Called by CSP etc.: CSP WRECKS05 Continuation A

Pivot Point Column: 3.50
Pivot Point Row: 3.00

Width of Bounding Box: 6.50
Height of Bounding Box: 3.50



Symbol Colours: CHGRD

Comments: Line weight 0.9 mm; circle diameter 1.0 mm

Examples on ENC: N/A

References:

S57	INT 1	
WRECKS	K 20, 21, 24, 25	(K 24)

Symbol Name:	SY(WRECKS04)	RN: 442
--------------	---------------------	---------

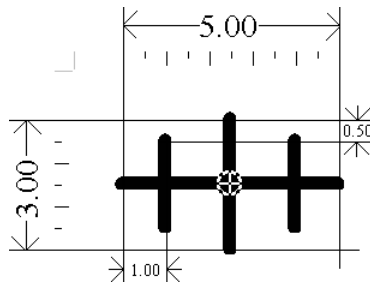
Symbol Explanation: non-dangerous wreck, depth unknown

Look up table affected: N/A

Called by CSP etc.: CSP WRECKS05 Continuation A

Pivot Point Column: 2.50
Pivot Point Row: 1.50

Width of Bounding Box: 5.00
Height of Bounding Box: 3.00



Symbol Colours: CHBLK

Comments: Line weight 0.3 mm

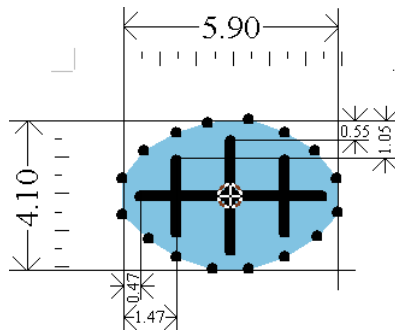
Examples on ENC: N/A

References:

S57	INT 1	
WRECKS	K 26, 27, 29, 30	(K 29)
		++

Symbol Name:	SY(WRECKS05)	RN: 443
--------------	---------------------	---------

Symbol Explanation: dangerous wreck, depth unknown
 Look up table affected: N/A
 Called by CSP etc.: CSP WRECKS05 Continuation A
 Pivot Point Column: 2.97
 Pivot Point Row: 2.10
 Width of Bounding Box: 5.90
 Height of Bounding Box: 4.10




Symbol Colours: DEPVS
 CHBLK

Comments: Line weight 0.3 mm
 Dot diameter 0.3 mm; 16 dots around the ellipse

Examples on ENC: N/A

References:

S57	INT 1	
WRECKS	K 22, 23, 26, 27, 28, 30	(K 28)
		

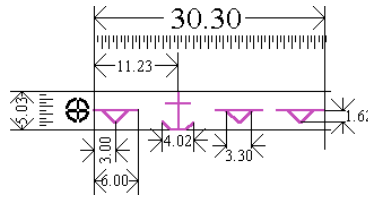
Page intentionally left blank

2. Complex Linestyles

Page intentionally left blank

Symbol Name:	LC(ACHARE51)	RN: 469
--------------	--------------	---------

Symbol Explanation: boundary of an anchorage area
 Look up table affected: area symbols with symbolized boundaries
 Pivot Point Column: -1.98
 Pivot Point Row: 2.42
 Width of Bounding Box: 30.30
 Height of Bounding Box: 5.03

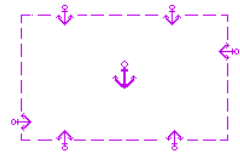


Symbol Colours: CHMGD

Comments: Line weight 0.3 mm;
 Anchor symbol dimensions like point symbol SY(ACHARE02)

Examples on ENC: N/A

References:

S57	INT 1	
ACHARE	N 12.1-9;	(N 12.1) 

Symbol Name:	LC(ACHRES51)	RN: 470
--------------	--------------	---------

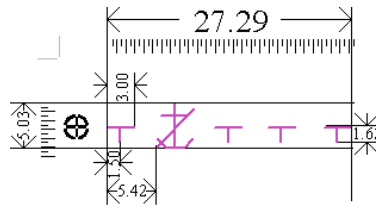
Symbol Explanation: boundary of an area where anchoring is prohibited or restricted

Look up table affected: N/A

Called by CSP etc.: CSP RESARE04 Continuation B

Pivot Point Column: -3.38
Pivot Point Row: 2.38

Width of Bounding Box: 27.29
Height of Bounding Box: 5.03



Symbol Colours: CHMGD

Comments: Line weight 0.3 mm
Anchor symbol dimensions like point symbol SY(ACHARE51)

Examples on ENC: N/A

References:

S57	INT 1	
RESARE	N 20	

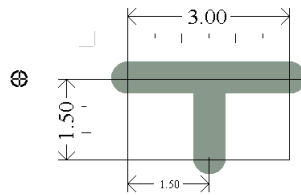
Symbol Name:	LC(ADMARE01)	RN: 471
--------------	--------------	---------

Symbol Explanation: jurisdiction boundary

Look up table affected: area symbols with symbolized boundaries
used in earlier versions of area symbols with symbolized boundaries

Pivot Point Column: -2.01
Pivot Point Row: -0.02

Width of Bounding Box: 3.00
Height of Bounding Box: 1.50



Symbol Colours: CHGRD

Comments: Line weight 0.3 mm

Examples on ENC: N/A

References:

S57	INT 1
-----	-------

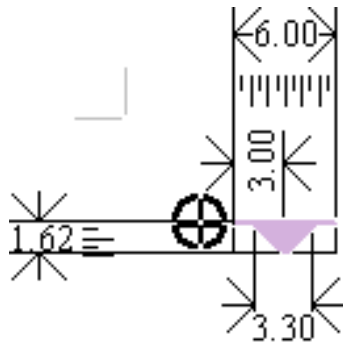
Symbol Name:	LC(ARCSLN01)	RN: 520
--------------	--------------	---------

Symbol Explanation: boundary of archipelago sea lane

Look up table affected: area symbols with plain boundaries
area symbols with symbolized boundaries

Pivot Point Column: -2.00
Pivot Point Row: 0.00

Width of Bounding Box: 6.00
Height of Bounding Box: 1.62




Symbol Colours: CHMGF

Comments: Line weight 0.3 mm

Examples on ENC: N/A

References:

S57 E3.1.1	INT 1
ARCSLN	M17 

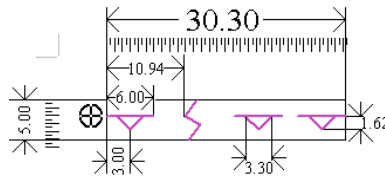
Symbol Name:	LC(CBLARE51)	RN: 472
--------------	--------------	---------

Symbol Explanation: boundary of a submarine cable area

Look up table affected: area symbols with symbolized boundaries

Pivot Point Column: -1.98
Pivot Point Row: 2.00

Width of Bounding Box: 30.30
Height of Bounding Box: 5.00





Symbol Colours: CHMGD

Comments: Line weight 0.3 mm;
Cable symbol dimensions like cable symbol in line symbol LC(CBLSUB06)

Examples on ENC: N/A

References:

S57	INT 1	
CBLARE	L 30.2, 31.2;	(L 30.2)  (L 31.2) 

Symbol Name:	LC(CBLSUB06)	RN: 473
--------------	--------------	---------

Symbol Explanation: submarine cable

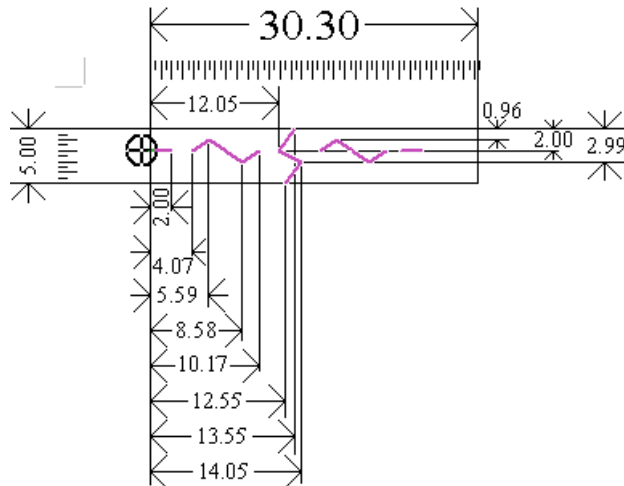
Look up table affected: line symbols

Pivot Point Column: -0.56

Pivot Point Row: 2.00

Width of Bounding Box: 30.30

Height of Bounding Box: 5.00






Symbol Colours: CHMGD

Comments: Line weight 0.3 mm

Examples on ENC: N/A

References:

S57	INT 1	
CBLSUB	L 30.1, 31.1, 32	(L 30.1)  (L 31.1)  (L 32) 

Symbol Name:	LC(CHCRDEL1)	RN: 474
--------------	--------------	---------

Symbol Explanation: this line has been deleted by a manual update

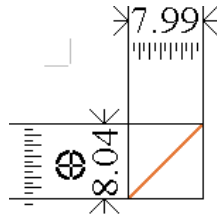
Look up table affected: N/A

Pivot Point Column: -5.43

Pivot Point Row: 3.99

Width of Bounding Box: 7.99

Height of Bounding Box: 8.04



Symbol Colours: CHCOR

Comments: Line weight 0.3 mm;
See PresLib section 8.7.1

Examples on ENC: N/A

References:

S57	INT 1
-----	-------

Symbol Name:	LC(CHCRID01)	RN: 475
--------------	--------------	---------

Symbol Explanation: this line has been manually updated

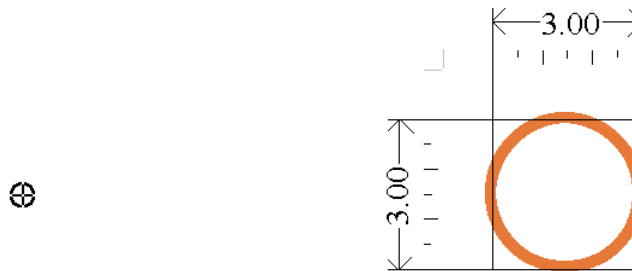
Look up table affected: N/A

Pivot Point Column: -9.41

Pivot Point Row: 1.52

Width of Bounding Box: 3.00

Height of Bounding Box: 3.00



Symbol Colours: CHCOR

Comments: Line weight 0.3 mm; circle diameter 3.00 mm;
See PresLib section 8.7.1

Examples on ENC: N/A

References:

S57	INT 1
-----	-------

Symbol Name:	LC(CHRVDEL2)	RN: 595
--------------	-----------------------	---------

Symbol Explanation: This object has been deleted by an automatic update

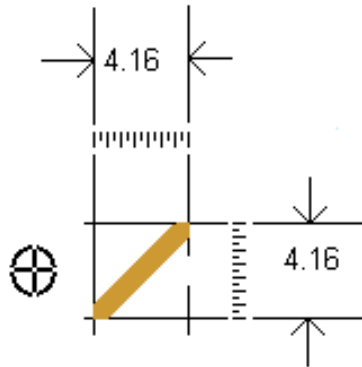
Look up table affected: N/A

Pivot Point Column: -4.90

Pivot Point Row: 2.01

Width of Bounding Box: 6.13

Height of Bounding Box: 4.16



Symbol Colours: CHCOR

Comments: Line weight 0.9 mm;
See PresLib section 10.7.2

Examples on ENC: N/A

References:

S57	INT 1
-----	-------

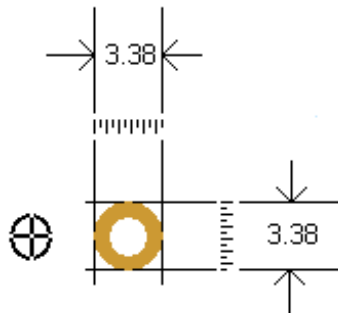
Symbol Name:	LC(CHRVID02)	RN: 596
--------------	--------------	---------

Symbol Explanation: This object has been inserted or modified by an automatic update

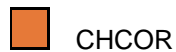
Look up table affected: N/A

Pivot Point Column: -5.11
Pivot Point Row: 1.69

Width of Bounding Box: 6.13
Height of Bounding Box: 3.38



Symbol Colours:



Comments:

Line weight 0.9 mm; circle diameter 3.38 mm;
See PresLib section 10.7.2

Examples on ENC:

N/A

References:

S57	INT 1
-----	-------

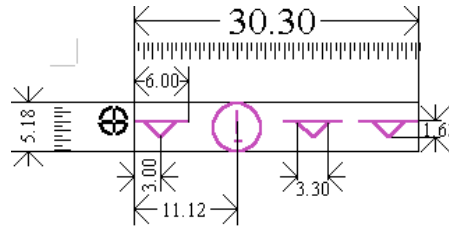
Symbol Name:	LC(CTNARE51)	RN: 476
--------------	--------------	---------

Symbol Explanation: boundary of area with a specific caution

Look up table affected: area symbols with symbolized boundaries

Pivot Point Column: -1.98
Pivot Point Row: 1.86

Width of Bounding Box: 30.30
Height of Bounding Box: 5.18




Symbol Colours: CHMGD

Comments: Line weight 0.3 mm; circle diameter 5.18 mm;
Caution symbol dimensions like point symbol SY(CTNARE51)

Examples on ENC: N/A

References:

S57	INT 1	
CTNARE	N 1.1, 1.2	(N 1.2)
TSSLPT	not specified	

Symbol Name:	LC(CTYARE51)	RN: 477
--------------	--------------	---------

Symbol Explanation: boundary of area to be navigated with caution

Look up table affected: area symbols with symbolized boundaries

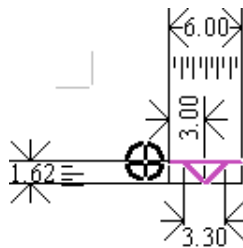
Called by CSP etc.: CSP RESARE04,
CSP RESARE04 Continuation A, D, E

Pivot Point Column: -2.00

Pivot Point Row: 0.00

Width of Bounding Box: 6.00

Height of Bounding Box: 1.62

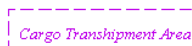





Symbol Colours: CHMGD

Comments: Line weight 0.3 mm

Examples on ENC: N/A

References:

S57	INT 1	
CTSARE	N 64	 <i>Cargo Transhipment Area</i>
DMPGRD	N 23-24, 62.1-2	(N 23.1)  <i>Explosives Dumping Ground</i>
ICNARE	N 65	
MIPARE	N 30, 32, 33	(N 32) 
OSPARE	L 1, 4	
PILBOP	T 1.1 - 1.4	
RESARE	N 2.1, 2.2, 34, 63	
SPLARE	N 13	
SUBTLN	N 33	
TWRTPT	M 28.2	

Symbol Name:	LC(DWLDEF01)	RN: 478
--------------	--------------	---------

Symbol Explanation: deep water route centreline, direction not defined in the data

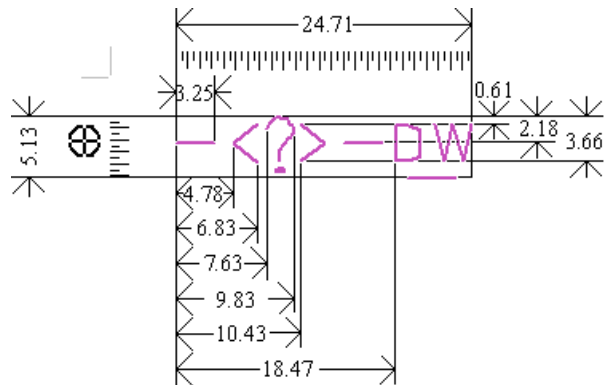
Look up table affected: line symbols

Pivot Point Column: -8.70

Pivot Point Row: 2.18

Width of Bounding Box: 24.71

Height of Bounding Box: 5.13



Symbol Colours: TRFCD

Comments: Line weight 0.3 mm; line weight (question mark dot) 0.6 mm

Examples on ENC: N/A

References:

S57	INT 1
DWRTCL	M 27.3

Symbol Name:	LC(DWRTCL05)	RN: 479
--------------	--------------	---------

Symbol Explanation: two-way deep water route centreline, not based on fixed marks

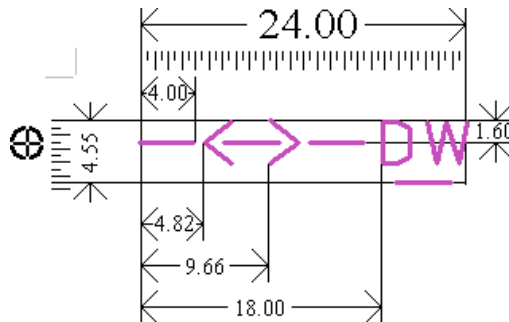
Look up table affected: line symbols

Pivot Point Column: -8.46

Pivot Point Row: 1.60

Width of Bounding Box: 24.00

Height of Bounding Box: 4.55



Symbol Colours: TRFCD

Comments: Line weight 0.3 mm;
Arrow and deep water symbol dimensions like line symbol LC(DWLDEF01)

Examples on ENC: N/A

References:

S57	INT 1
DWRTCL	M 27.3

Symbol Name:	LC(DWRTCL06)	RN: 480
--------------	--------------	---------

Symbol Explanation: two-way deep water route centreline, based on fixed marks

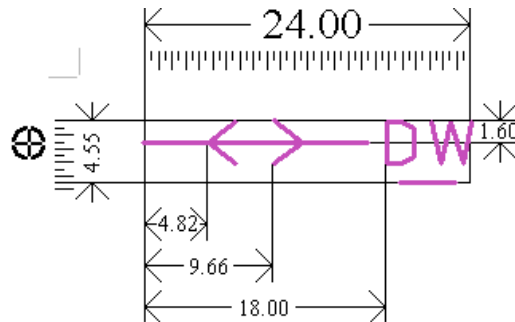
Look up table affected: line symbols

Pivot Point Column: -8.46

Pivot Point Row: 1.60

Width of Bounding Box: 24.00

Height of Bounding Box: 4.55



Symbol Colours: TRFCD

Comments: Line weight 0.3 mm;
Arrow and deep water symbol dimensions like line symbol LC(DWLDEF01)

Examples on ENC: N/A

References:

S57	INT 1
DWRTCL	M 27.3

Symbol Name:	LC(DWRTCL07)	RN: 481
--------------	--------------	---------

Symbol Explanation: one-way deep water route centreline, not based on fixed marks

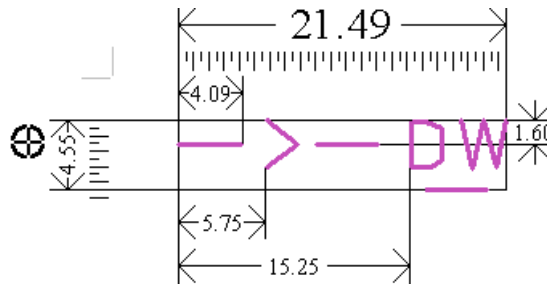
Look up table affected: line symbols

Pivot Point Column: -9.85

Pivot Point Row: 1.60

Width of Bounding Box: 21.49

Height of Bounding Box: 4.55



Symbol Colours:



Comments:

Line weight 0.3 mm;
Arrow and deep water symbol dimensions like line symbol LC(DWLDEF01)

Examples on ENC:

N/A

References:

S57		INT 1
DWRTCL	M 27.3	

Symbol Name:	LC(DWRTCL08)	RN: 482
--------------	--------------	---------

Symbol Explanation: one-way deep water route centreline, based on fixed-marks

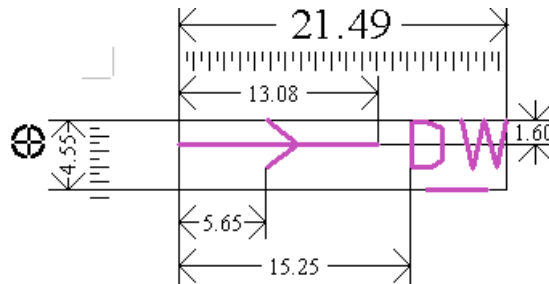
Look up table affected: line symbols

Pivot Point Column: -9.85

Pivot Point Row: 1.60

Width of Bounding Box: 21.49

Height of Bounding Box: 4.55



Symbol Colours:



Comments:

Line weight 0.3 mm;
Arrow and deep water symbol dimensions like line symbol LC(DWLDEF01)

Examples on ENC:

N/A

References:

S57	INT 1
DWRTCL	M 27.3

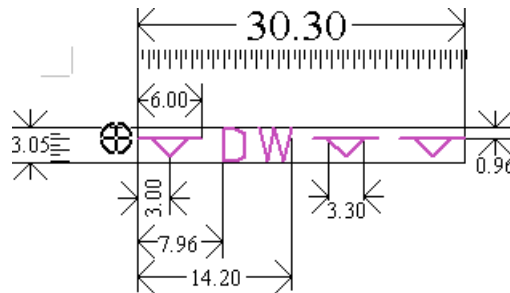
Symbol Name:	LC(DWRUTE51)	RN: 483
--------------	--------------	---------

Symbol Explanation: boundary of a deep water route

Look up table affected: area symbols with symbolized boundaries

Pivot Point Column: -1.98
Pivot Point Row: 0.94

Width of Bounding Box: 30.30
Height of Bounding Box: 3.05



Symbol Colours: TRFCD

Comments: Line weight 0.3 mm

Examples on ENC: N/A

References:

S57	INT 1
DWRTPT	M 27.1-2;

Symbol Name:	LC(ENTRES51)	RN: 484
--------------	--------------	---------

Symbol Explanation: boundary of an area where entry is prohibited or restricted

Look up table affected: N/A

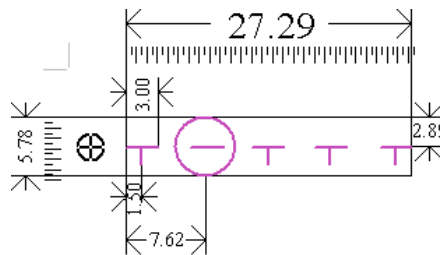
Called by CSP etc.: earlier versions of CSP RESCSP

Pivot Point Column: -3.38

Pivot Point Row: 2.89

Width of Bounding Box: 27.29

Height of Bounding Box: 5.78



Symbol Colours: CHMGD

Comments: Line weight 0.3 mm;
Circle diameter 5.78 mm

Examples on ENC: N/A

References:

S57	INT 1	
RESARE	N 2.1, 2.2	(N 2.1)

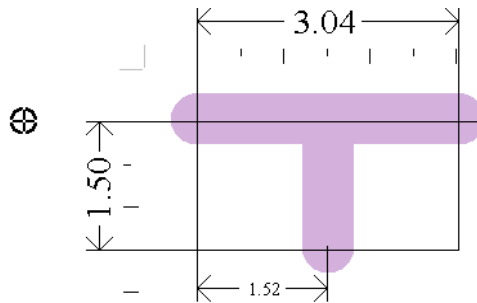
Symbol Name:	LC(ESSARE01)	RN: 586
--------------	--------------	---------

Symbol Explanation: boundary of an ESSA or PSSA

Look up table affected: area symbols with symbolized boundaries

Pivot Point Column: -2.00
Pivot Point Row: 0.00

Width of Bounding Box: 3.00
Height of Bounding Box: 1.50



Symbol Colours: CHMGF

Comments: Line weight 0.3 mm

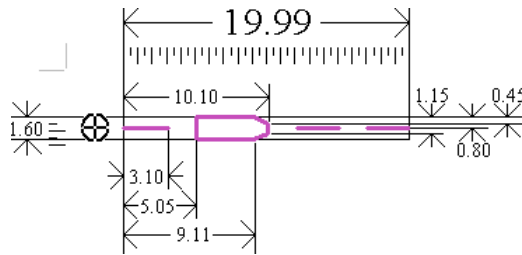
Examples on ENC: N/A

References:

S57 E3.1.1	INT 1	
RESARE, CATREA 27 or 28	N 22	


Symbol Name:	LC(FERYRT01)	RN: 487
--------------	--------------	---------

Symbol Explanation: ferry route
 Look up table affected: line symbols
 Pivot Point Column: -2.00
 Pivot Point Row: 0.80
 Width of Bounding Box: 19.99
 Height of Bounding Box: 1.60



Symbol Colours: CHMGD
 Comments: Line weight 0.3 mm
 Examples on ENC: N/A

References:

S57	INT 1	
FERYRT	M 50	

Symbol Name:	LC(FERYRT02)	RN: 488
--------------	--------------	---------

Symbol Explanation: cable ferry route

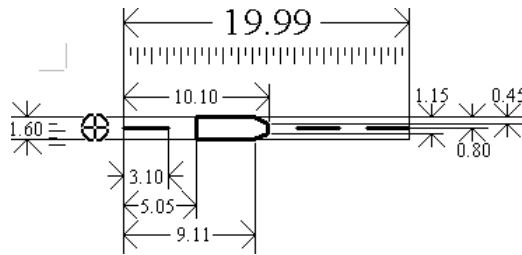
Look up table affected: line symbols

Pivot Point Column: -2.00

Pivot Point Row: 0.80

Width of Bounding Box: 19.99

Height of Bounding Box: 1.60

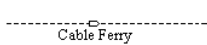


Symbol Colours: CHBLK

Comments: Line weight 0.3 mm

Examples on ENC: N/A

References:

S57	INT 1	
FERYRT	M 51	 Cable Ferry

Symbol Name:	LC(FSHFAC02)	RN: 489
--------------	--------------	---------

Symbol Explanation: fishing stakes

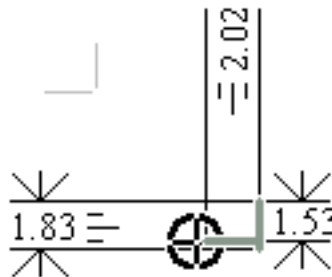
Look up table affected: line symbols

Pivot Point Column: -0.35

Pivot Point Row: 1.51

Width of Bounding Box: 2.02

Height of Bounding Box: 1.83



Symbol Colours: CHGRD

Comments: Line weight 0.3 mm

Examples on ENC: N/A

References:

S57	INT 1	
FSHFAC	K 44.1	

Symbol Name:	LC(FSHRES51)	RN: 490
--------------	--------------	---------

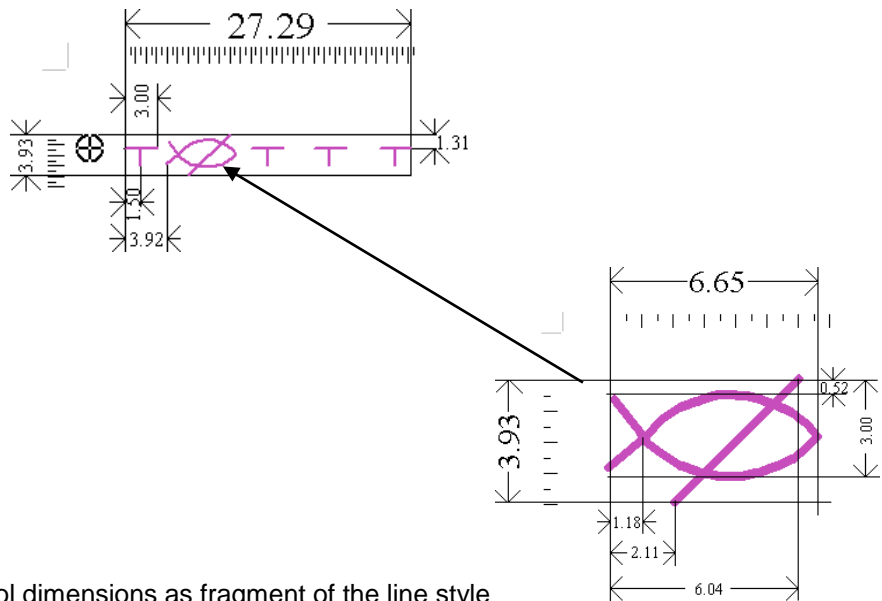
Symbol Explanation: boundary of an area where trawling or fishing is prohibited or restricted

Look up table affected: N/A

Called by CSP etc.: CSP RESARE04 Continuation C

Pivot Point Column: -3.38
Pivot Point Row: 1.31

Width of Bounding Box: 27.29
Height of Bounding Box: 3.93



Fishing prohibited symbol dimensions as fragment of the line style

Symbol Colours: CHMGD

Comments: Line weight 0.3 mm

Examples on ENC: N/A

References:

S57	INT 1	
RESARE	N 21	

Symbol Name:	LC(INDHLT02)	RN: 597
--------------	-----------------------	---------

Symbol Explanation: indication highlight for mariner's use

Look up table affected: line symbols

Pivot Point Column: 2.63

Pivot Point Row: 5.98

Width of Bounding Box: 1.21

Height of Bounding Box: 1.98



Symbol Colours:



Comments: Line weight 0.6 mm (CHYLW); with 0.3 mm outline (BKAJ1)
See PresLib section 10.5.9 and 10.5.10

Examples on ENC: N/A

References:

S57	INT 1
-----	-------

Symbol Name:	LC(LOWACC01)	RN: 492
--------------	-----------------------	---------

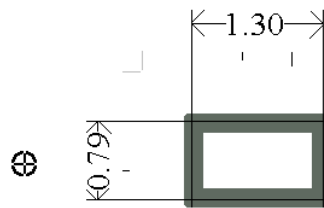
Symbol Explanation: safety contour of low accuracy in position

Look up table affected: N/A

Called by CSP etc.: earlier versions of CSP DEPCNT

Pivot Point Column: -1.71
Pivot Point Row: 0.43

Width of Bounding Box: 1.30
Height of Bounding Box: 0.79



Symbol Colours: DEPSC

Comments: Line weight 0.3 mm

Examples on ENC: N/A

References:

S57	INT 1
-----	-------

Symbol Name:	LC(LOWACC11)	RN: 493
--------------	-----------------------	---------

Symbol Explanation: contour of low accuracy in position

Look up table affected: N/A

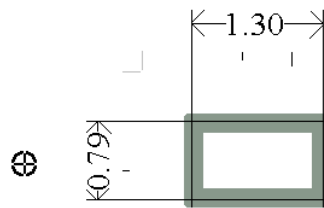
Called by CSP etc.: earlier versions of CSP DEPCNT

Pivot Point Column: -1.71

Pivot Point Row: 0.43

Width of Bounding Box: 1.30

Height of Bounding Box: 0.79



Symbol Colours: DEPCN

Comments: Line weight 0.3 mm

Examples on ENC: N/A

References:

S57	INT 1
-----	-------

Symbol Name:	LC(LOWACC21)	RN: 494
--------------	-----------------------	---------

Symbol Explanation: coastline or shoreline construction of low accuracy in position

Look up table affected: N/A

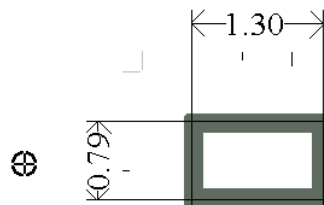
Called by CSP etc.:
CSP QUALIN01,
CSP SLCONS04,
CSP SLCONS04 Continuation A

Pivot Point Column: -1.71

Pivot Point Row: 0.43

Width of Bounding Box: 1.30

Height of Bounding Box: 0.79





Symbol Colours: CSTLN

Comments: Line weight 0.3 mm

Examples on ENC: N/A

References:

S57	INT 1	
SLCONS	F 30,31; O 89	(F 31) 
COALNE	C 2, 32, 33; O 89	(C 2) 

Symbol Name:	LC(LOWACC31)	RN: 495
--------------	--------------	---------

Symbol Explanation: area of wrecks or obstructions of low accuracy

Look up table affected: N/A

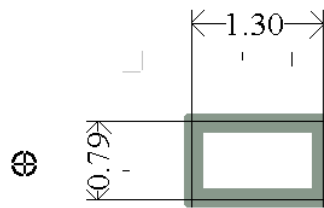
Called by CSP etc.: CSP OBSTRN07 Continuation B

Pivot Point Column: -1.71

Pivot Point Row: 0.43

Width of Bounding Box: 1.30

Height of Bounding Box: 0.79



Symbol Colours: CHGRD

Comments: Line weight 0.3 mm

Examples on ENC: N/A

References:

S57		INT 1
OBSTRN	Not specified	

Symbol Name:	LC(LOWACC41)	RN: 496
--------------	-----------------------	---------

Symbol Explanation: danger line of low accuracy surrounding a foul area

Look up table affected: N/A

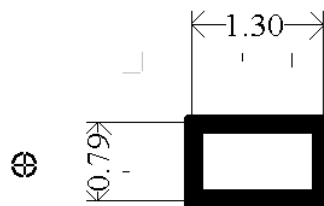
Called by CSP etc.: CSP OBSTRN07 Continuation B,
CSP WRECKS05 Continuation B

Pivot Point Column: -1.71

Pivot Point Row: 0.43

Width of Bounding Box: 1.30

Height of Bounding Box: 0.79



Symbol Colours: CHBLK

Comments: Line weight 0.3 mm

Examples on ENC: N/A

References:

S57	INT 1	
OBSTRN	3.1, 3.2; O 89	
WRECKS	3.1, 3.2; O 89	

Symbol Name:	LC(MARSYS51)	RN: 497
--------------	--------------	---------

Symbol Explanation: boundary between IALA-A and IALA-B systems of lateral buoys and beacons

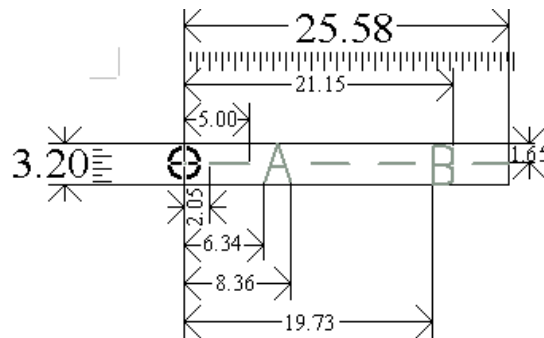
Look up table affected: area symbols with plain boundaries
area symbols with symbolized boundaries

Pivot Point Column: 0.03

Pivot Point Row: 1.62

Width of Bounding Box: 25.58

Height of Bounding Box: 3.20



Symbol Colours: CHGRD

Comments: Line weight 0.3 mm

Examples on ENC: N/A

References:

S57	INT 1
M_NSYS	Q 130.1

Symbol Name:	LC(NAVARE51)	RN: 498
--------------	--------------	---------

Symbol Explanation: boundary of a navigation feature such as a fairway, magnetic anomaly, etc.

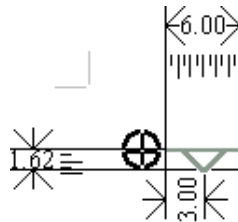
Look up table affected: area symbols with symbolized boundaries

Pivot Point Column: -2.00

Pivot Point Row: 0.00

Width of Bounding Box: 6.00

Height of Bounding Box: 1.62



Symbol Colours: CHGRD

Comments: Line weight 0.3 mm

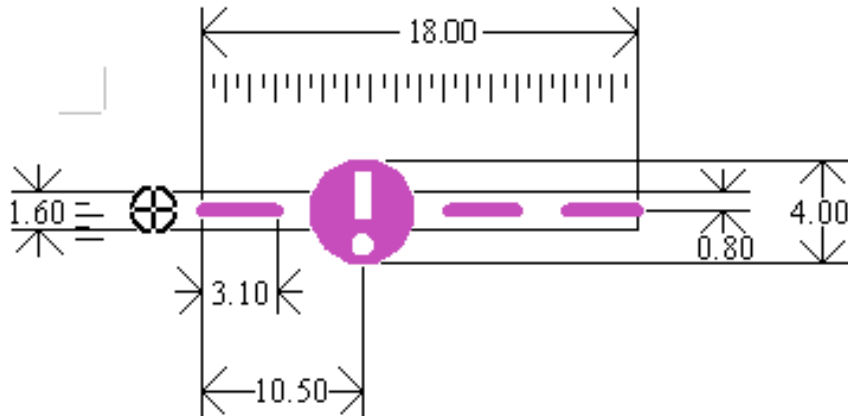
Examples on ENC: N/A

References:

S57	INT 1	
FAIRWY	not specified;	
FERYRT	M 50, 51;	
FSHFAC	K 44.1-2, 45;	
HRBARE	N 49;	
LOCMAG	B 82.1-2;	(B 82.1)
MARCUL	K 47, 48.1 - 2;	
M_NSYS	Q 130-130.6;	
OBSTRN	K 1, 31, 40-43, 46.1-2; L 21, 23; Q 42;	
RECTRC	M 1, 3-4, 5.1, 5.2, 6;	
SNDWAV	J 14;	
SWPARE	I 24;	
WRECKS	K 20-30;	

Symbol Name:	LC(NEWOBJ01)	RN: 588
--------------	--------------	---------

Symbol Explanation: new object
 Look up table affected: line symbols
 Pivot Point Column: -2.00
 Pivot Point Row: 0.00
 Width of Bounding Box: 20.00
 Height of Bounding Box: 1.60



Symbol Colours: CHMGD

Comments: Line weight 0.6 mm

Examples on ENC: N/A

References:

S57 E3.1.1		INT 1
NEWOBJ	N/A	

Symbol Name:	LC(NONHODAT)	RN: 491
--------------	--------------	---------

Symbol Explanation: boundary of non-HO data

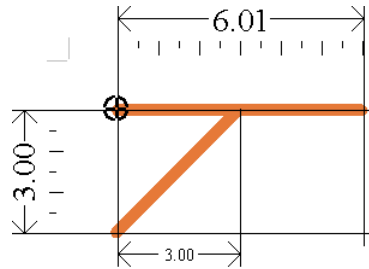
Look up table affected: N/A

Pivot Point Column: -0.01

Pivot Point Row: -0.01

Width of Bounding Box: 6.01

Height of Bounding Box: 3.00



Symbol Colours: NINFO

Comments: Line weight 0.3 mm

Examples on ENC: N/A

References:

S57	INT 1
-----	-------

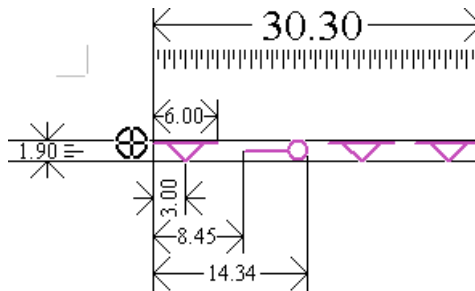
Symbol Name:	LC(PIPARE51)	RN: 499
--------------	--------------	---------

Symbol Explanation: boundary of a submarine pipeline area with potentially dangerous contents

Look up table affected: area symbols with symbolized boundaries

Pivot Point Column: -1.98
Pivot Point Row: 0.27

Width of Bounding Box: 30.30
Height of Bounding Box: 1.90



Symbol Colours: CHMGD

Comments: Line weight 0.3 mm; circle diameter 1.9 mm

Examples on ENC: N/A

References:

S57	INT 1	
PIPARE	L 40.2, 41.2	(L 40.2)

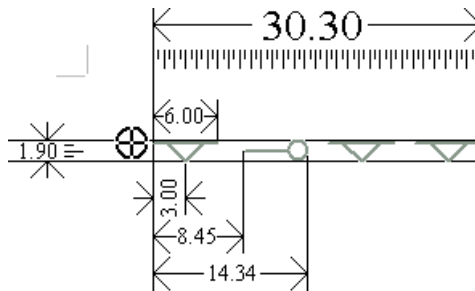
Symbol Name:	LC(PIPARE61)	RN: 500
--------------	--------------	---------

Symbol Explanation: boundary of a submarine pipeline area with generally non-dangerous contents

Look up table affected: area symbols with symbolized boundaries

Pivot Point Column: -1.98
 Pivot Point Row: 0.27

Width of Bounding Box: 30.30
 Height of Bounding Box: 1.90



Symbol Colours: CHGRD

Comments: Line weight 0.3 mm; circle diameter 1.9 mm

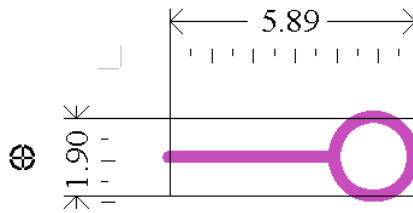
Examples on ENC: N/A

References:

S57	INT 1	
PIPARE	L 40.2, 41.2;	(L 41.2)

Symbol Name:	LC(PIPSOL05)	RN: 501
--------------	--------------	---------

Symbol Explanation: oil, gas pipeline, submerged or on land
 Look up table affected: line symbols
 Pivot Point Column: -3.58
 Pivot Point Row: 0.95
 Width of Bounding Box: 5.89
 Height of Bounding Box: 1.90



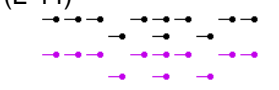


Symbol Colours: CHMGD

Comments: Line weight 0.3 mm; circle diameter 1.9 mm

Examples on ENC: N/A

References:

S57	INT 1	
PIPSOL	D 29; L 42, 44	(D 29)  (L 42)  (L 44) 

Symbol Name:	LC(PIPSOL06)	RN: 502
--------------	--------------	---------

Symbol Explanation: water pipeline, sewer, etc.

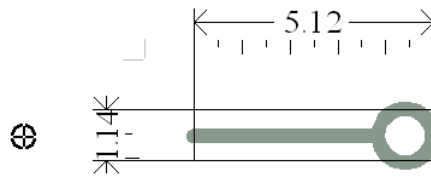
Look up table affected: line symbols

Pivot Point Column: -3.56

Pivot Point Row: 0.57

Width of Bounding Box: 5.12

Height of Bounding Box: 1.14



Symbol Colours: CHGRD

Comments: Line weight 0.6 mm; circle diameter 1.14 mm

Examples on ENC: N/A

References:

S57	INT 1	
PIPSOL	L 41.1	<p>Water Sewer Outfall Intake</p>

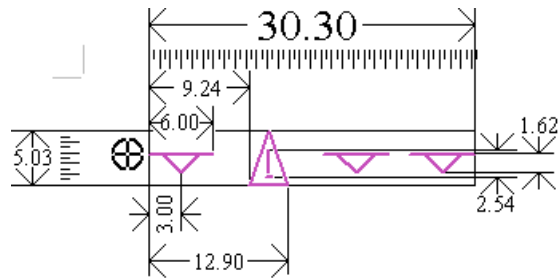
Symbol Name:	LC(PRCARE51)	RN: 504
--------------	--------------	---------

Symbol Explanation: boundary of a precautionary area

Look up table affected: area symbols with symbolized boundaries

Pivot Point Column: -1.98
Pivot Point Row: 2.17

Width of Bounding Box: 30.30
Height of Bounding Box: 5.03



Symbol Colours: CHMGD

Comments: Line weight 0.3 mm

Examples on ENC: N/A

References:

S57	INT 1
PRCARE	M 16, 24;

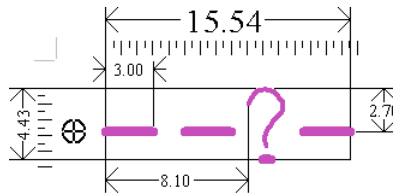
Symbol Name:	LC(QUESMRK1)	RN: 505
--------------	--------------	---------

Symbol Explanation: object which is not sufficiently described to be symbolized, or for which no symbol exists in the symbol library

Look up table affected: line symbols
area symbols with symbolized boundaries

Pivot Point Column: -2.01
Pivot Point Row: 2.70

Width of Bounding Box: 15.54
Height of Bounding Box: 4.43



Symbol Colours: CHMGD

Comments: Line weight 0.6 mm;
Question mark symbol dimensions like symbol SY(QUESMRK1)

Examples on ENC: N/A

References:

S57	INT 1
-----	-------

Symbol Name:	LC(RCRDEF11)	RN: 506
--------------	--------------	---------

Symbol Explanation: regulated recommended route centreline, details not defined

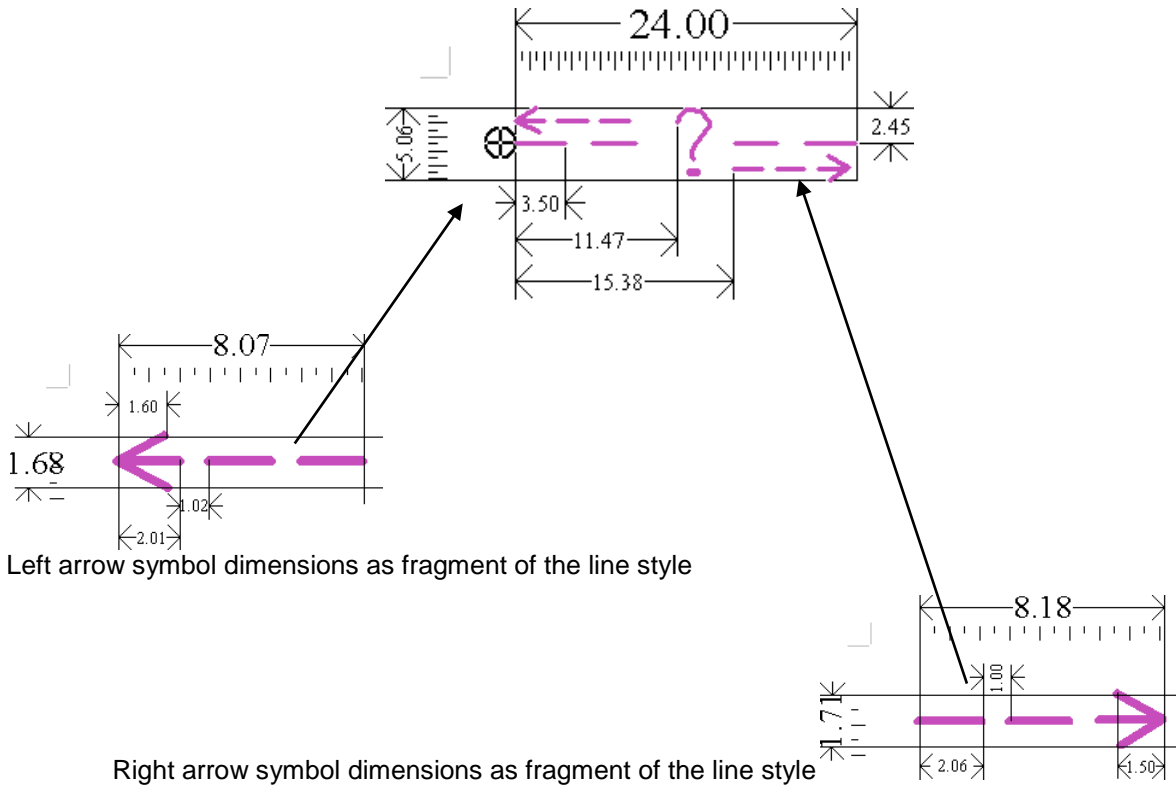
Look up table affected: line symbols

Pivot Point Column: -1.00

Pivot Point Row: 2.45

Width of Bounding Box: 24.00

Height of Bounding Box: 5.06



Symbol Colours: TRFCD

Comments: Line weight 0.3 mm
Question mark symbol dimensions like symbol SY(QUESMRK1)

Examples on ENC: N/A

References:

S57	INT 1
RCRTCL	M 28.1

Symbol Name:	LC(RCRTCL11)	RN: 507
--------------	--------------	---------

Symbol Explanation: regulated two-way recommended route centreline, not based on fixed marks

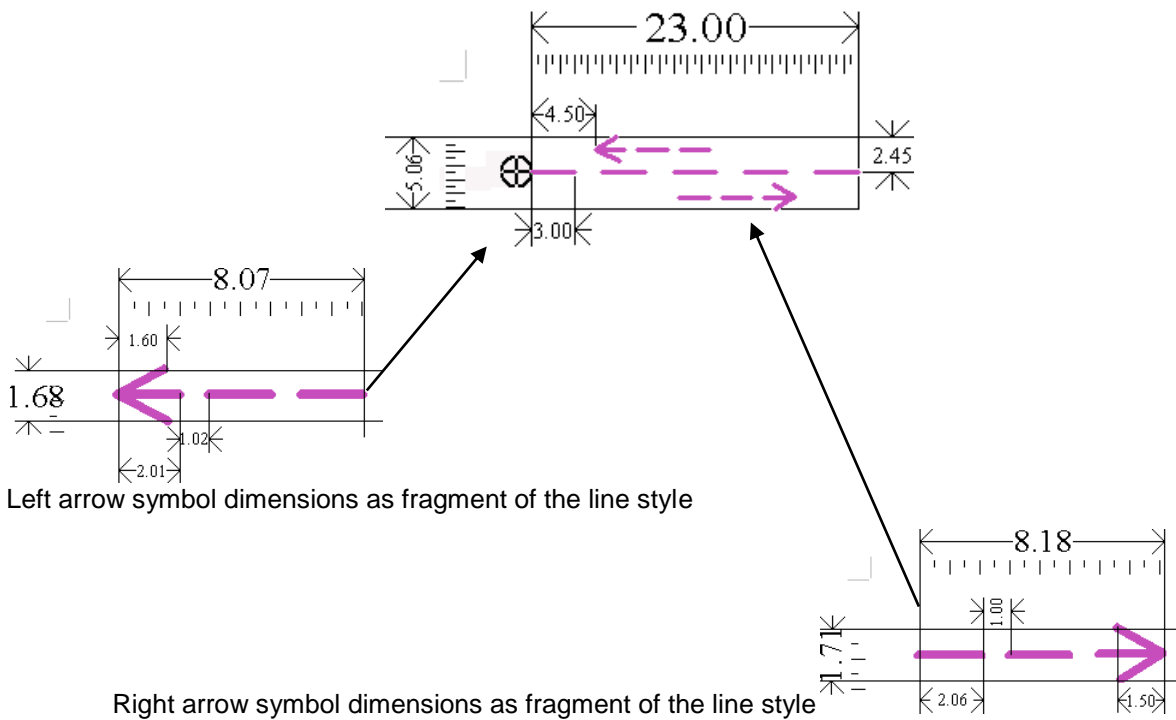
Look up table affected: line symbols

Pivot Point Column: -1.00

Pivot Point Row: 2.45

Width of Bounding Box: 23.00

Height of Bounding Box: 5.06



Symbol Colours: TRFCD

Comments: Line weight 0.3 mm

Examples on ENC: N/A

References:

S57	INT 1
RCRTCL	M 28.1

Symbol Name:	LC(RCRTCL12)	RN: 508
--------------	--------------	---------

Symbol Explanation: regulated one-way recommended route centreline, not based on fixed marks

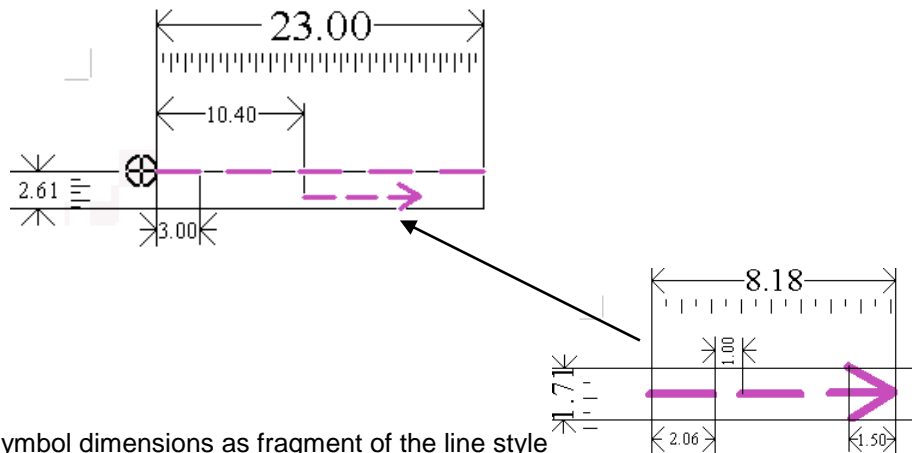
Look up table affected: line symbols

Pivot Point Column: -1.00

Pivot Point Row: 0.00

Width of Bounding Box: 23.00

Height of Bounding Box: 2.61



Symbol Colours: TRFCD

Comments: Line weight 0.3 mm

Examples on ENC: N/A

References:

S57	INT 1
RCRTCL	M 28.1

Symbol Name:	LC(RCRTCL13)	RN: 509
--------------	--------------	---------

Symbol Explanation: regulated two-way recommended route centreline, based on fixed-marks

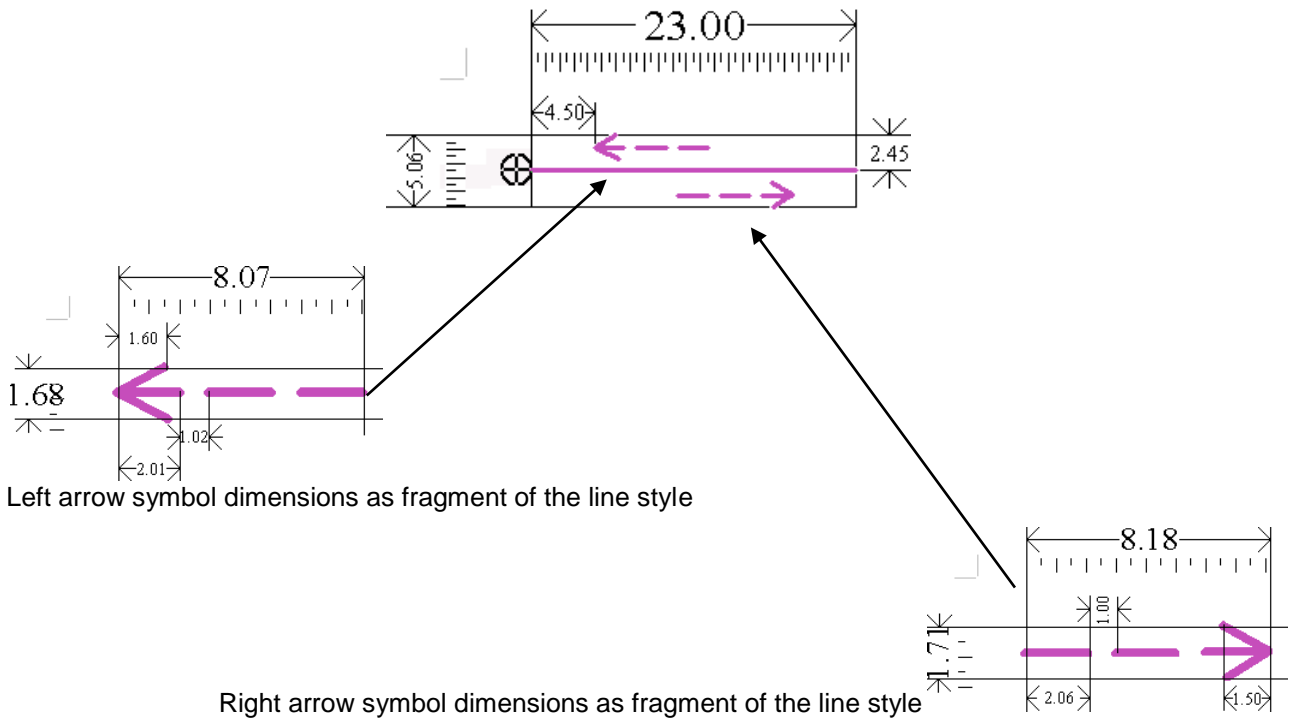
Look up table affected: line symbols

Pivot Point Column: -0.50

Pivot Point Row: 2.45

Width of Bounding Box: 23.00

Height of Bounding Box: 5.06



Symbol Colours: TRFCD

Comments: Line weight 0.3 mm

Examples on ENC: N/A

References:

S57	INT 1
RCRTCL	M 28.1

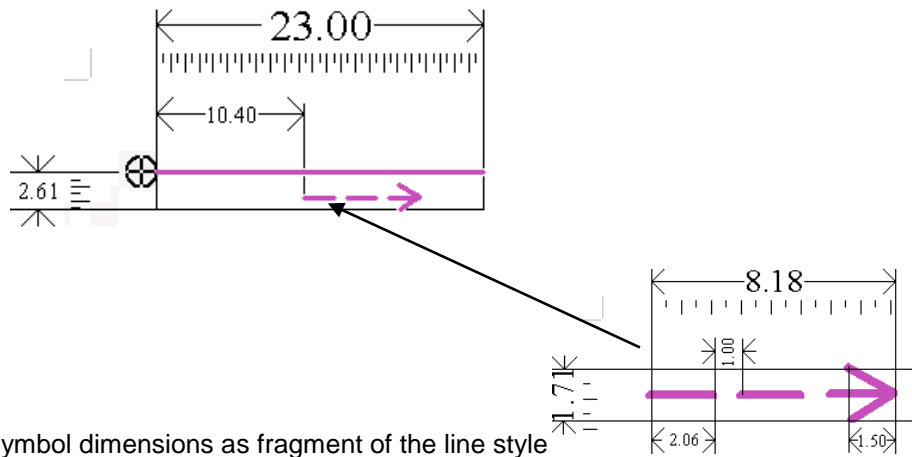
Symbol Name:	LC(RCRTCL14)	RN: 510
--------------	--------------	---------

Symbol Explanation: regulated one-way recommended route centreline, based on fixed marks

Look up table affected: line symbols

Pivot Point Column: -0.50
Pivot Point Row: 0.00

Width of Bounding Box: 23.00
Height of Bounding Box: 2.61



Symbol Colours: TRFCD

Comments: Line weight 0.3 mm

Examples on ENC: N/A

References:

S57	INT 1
RCRTCL	M 28.1

Symbol Name:	LC(RECDEF02)	RN: 511
--------------	--------------	---------

Symbol Explanation: non-regulated recommended track, direction not defined in data

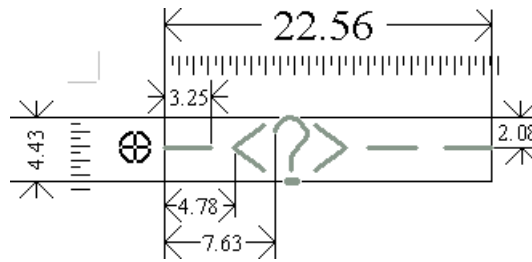
Look up table affected: line symbols

Pivot Point Column: -1.96

Pivot Point Row: 2.08

Width of Bounding Box: 22.56

Height of Bounding Box: 4.43



Symbol Colours: CHGRD

Comments: Line weight 0.3 mm
 Arrow symbol dimensions like used in line symbol LC(DWLDEF01)
 Question mark symbol dimensions like symbol SY(QUESMRK1)

Examples on ENC: N/A

References:

S57		INT 1
RECTRC	M 1, 3-6, 32.2; P 20.1, 20.2, 30.2	(M 5.2)

Symbol Name:	LC(RECTRC09)	RN: 512
--------------	--------------	---------

Symbol Explanation: non-regulated recommended two-way track, not based on fixed marks

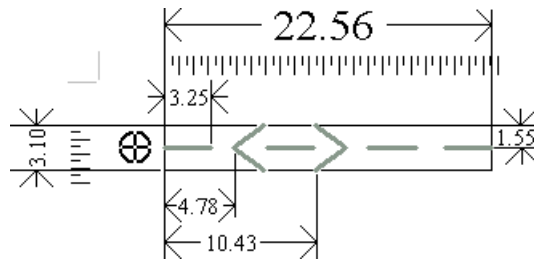
Look up table affected: line symbols

Pivot Point Column: -1.96

Pivot Point Row: 1.55

Width of Bounding Box: 22.56

Height of Bounding Box: 3.10



Symbol Colours: CHGRD

Comments: Line weight 0.3 mm;
Arrow symbol dimensions like used in line symbol LC(DWLDEF01)

Examples on ENC: N/A

References:

S57	INT 1	
RECTRC	M 1, 3-6, 32.2; P 20.1, 20.2, 30.2	(M 4) ---<--->--- ^{090,5°-270,5°} -----<--->-----

Symbol Name:	LC(RECTRC10)	RN: 153
--------------	--------------	---------

Symbol Explanation: non-regulated recommended two-way track, based on fixed-marks

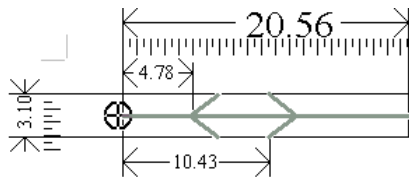
Look up table affected: line symbols

Pivot Point Column: -0.30

Pivot Point Row: 1.55

Width of Bounding Box: 20.56

Height of Bounding Box: 3.10



Symbol Colours: CHGRD

Comments: Line weight 0.3 mm
Arrow symbol dimensions like used in line symbol LC(DWLDEF01)

Examples on ENC: N/A

References:

S57	INT 1
RECTRC	M 1, 3-6, 32.2; P 20.1, 20.2, 30.2 (M 3) <u>2 Bns ∇ 090,5°-270,5°</u>

Symbol Name:	LC(RECTRC11)	RN: 514
--------------	--------------	---------

Symbol Explanation: non-regulated recommended one-way track, not based on fixed marks

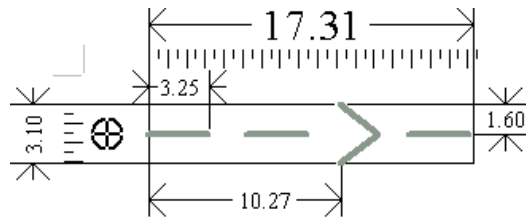
Look up table affected: line symbols

Pivot Point Column: -1.96

Pivot Point Row: 1.60

Width of Bounding Box: 17.31

Height of Bounding Box: 3.10



Symbol Colours: CHGRD

Comments: Line weight 0.3 mm;
Arrow symbol dimensions like used in line symbol LC(DWLDEF01)

Examples on ENC: N/A

References:

S57	INT 1
RECTRC	M 1, 3-6, 32.2; P 20.1, 20.2, 30.2 (M 5.1) ---<-----<---

Symbol Name:	LC(RECTRC12)	RN: 515
--------------	--------------	---------

Symbol Explanation: non-regulated recommended one-way track, based on fixed marks

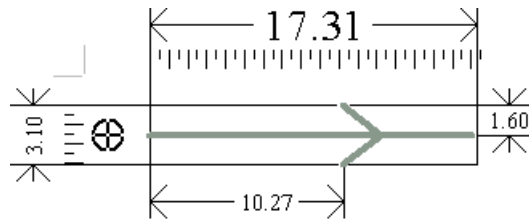
Look up table affected: line symbols

Pivot Point Column: -0.34

Pivot Point Row: 1.60

Width of Bounding Box: 17.31

Height of Bounding Box: 3.10




Symbol Colours: CHGRD

Comments: Line weight 0.3 mm;
Arrow symbol dimensions like used in line symbol LC(DWLDEF01)

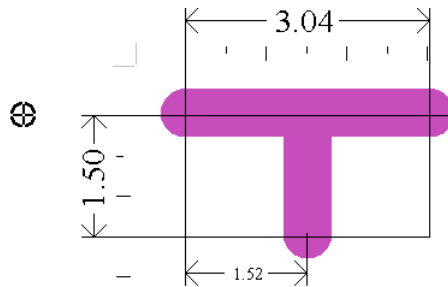
Examples on ENC: N/A

References:

S57	INT 1
RECTRC	M 1, 3-6, 32.2; P 20.1, 20.2, 30.2
	(M 5.1) 

Symbol Name:	LC(RESARE51)	RN: 516
--------------	--------------	---------

Symbol Explanation: boundary of a restricted area
 Look up table affected: area symbols with symbolized boundaries
 Pivot Point Column: -2.01
 Pivot Point Row: -0.02
 Width of Bounding Box: 3.04
 Height of Bounding Box: 1.50



Symbol Colours: CHMGD
 Comments: Line weight 0.3 mm
 Examples on ENC: N/A

References:

S57		INT 1
ISTZNE	M 14, 25.1, 25.2	(M 14)



Symbol Name:	LC(SCLBDY51)	RN: 517
--------------	-----------------------	---------

Symbol Explanation: chart scale boundary, the double line indicates the larger scale

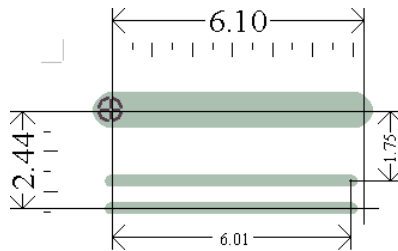
Look up table affected: N/A

Pivot Point Column: -0.01

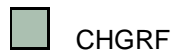
Pivot Point Row: 0.01

Width of Bounding Box: 6.10

Height of Bounding Box: 2.44



Symbol Colours:



Comments: Line weights 0.9 and 0.3 mm

Examples on ENC: N/A

References:

S57	INT 1
-----	-------

Symbol Name:	LC(TIDINF51)	RN: 518
--------------	--------------	---------

Symbol Explanation: boundary of an area for which there is tidal information

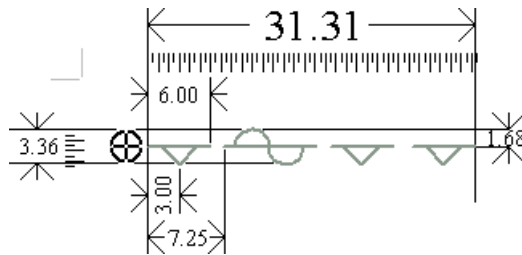
Look up table affected: area symbols with symbolized boundaries

Pivot Point Column: -1.98

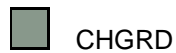
Pivot Point Row: 0.00

Width of Bounding Box: 31.31

Height of Bounding Box: 0.00



Symbol Colours:



CHGRD

Comments:

Line weight 0.3 mm; semicircle diameter 3.36 mm

Tidal information symbol dimensions like symbol SY(TIDEHT01)

Examples on ENC:

N/A

References:

S57	INT 1
TS_FEB	H 40-41
TS_PAD	H 31
TS_PNH	Not specified
TS_PRH	Not specified
TS_TIS	Not specified
T_HMON	Not specified
T_NHMN	Not specified
T_TIMS	Not specified

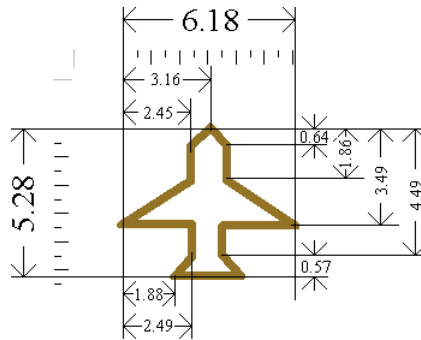
Page intentionally left blank


3. Area Pattern

Page intentionally left blank




Symbol Name:	AP(AIRARE02)	RN: 444
--------------	--------------	---------

Symbol Explanation:	pattern of symbols for an airport area
Look up table affected:	area symbols with plain boundaries area symbols with symbolized boundaries
Pivot Point Column:	18.24
Pivot Point Row:	18.04
Width of Bounding Box:	6.18
Height of Bounding Box:	5.28



Symbol Colours:	 LANDF
Pattern Type:	Staggered
Pattern Spacing:	Constant
Minimum Distance:	20.00
Maximum Distance:	20.00
Comments:	Line weight 0.3 mm
Examples on ENC:	N/A

References:

S57	INT 1	
AIRARE	D 17	  

Symbol Name:	AP(DIAMOND1)	RN: 445
--------------	--------------	---------

Symbol Explanation: area of depth less than the safety contour

Look up table affected: N/A

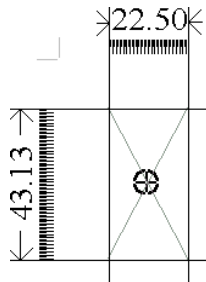
Called by CSP etc.: CSP SEABED01

Pivot Point Column: 11.25

Pivot Point Row: 21.57

Width of Bounding Box: 22.50

Height of Bounding Box: 43.13



Symbol Colours: DEPCN

Pattern Type: Linear

Pattern Spacing: Constant

Minimum Distance: 0.00

Maximum Distance: 0.00

Comments: Line weight 0.3 mm;
See PresLib section 8.5.7

Examples on ENC: N/A

References:

S57	INT 1
-----	-------

Symbol Name:	AP(DQUALA11)	RN: 446
--------------	--------------	---------

Symbol Explanation: pattern of symbols for a chart of 5m accuracy with full seafloor coverage

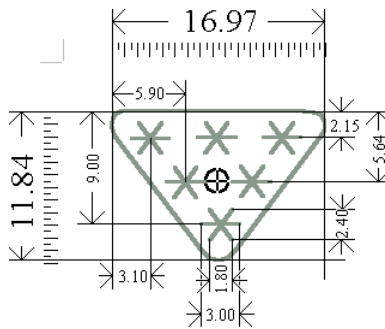
Look up table affected: area symbols with plain boundaries
area symbols with symbolized boundaries

Pivot Point Column: 8.53

Pivot Point Row: 5.61

Width of Bounding Box: 16.97

Height of Bounding Box: 11.84



Symbol Colours: CHGRD

Pattern Type: Staggered

Pattern Spacing: Constant

Minimum Distance: 14.00

Maximum Distance: 14.00

Comments: Line weight 0.3 mm; corner radii 1.2 mm

Examples on ENC: N/A

References:

S57	INT 1
M_QUAL	Not specified

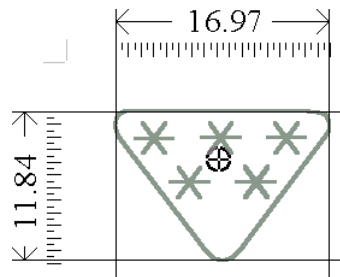
Symbol Name:	AP(DQUALA21)	RN: 447
--------------	--------------	---------

Symbol Explanation: pattern of symbols for a chart with 20m accuracy with full seafloor coverage

Look up table affected: area symbols with plain boundaries
area symbols with symbolized boundaries

Pivot Point Column: 8.31
Pivot Point Row: 3.91

Width of Bounding Box: 16.97
Height of Bounding Box: 11.84



Symbol Colours: CHGRD

Pattern Type: Staggered
Pattern Spacing: Constant

Minimum Distance: 14.00
Maximum Distance: 14.00

Comments: Line weight 0.3 mm; corner radii 1.2 mm
Further symbol dimensions like AP(DQUALA11)

Examples on ENC: N/A

References:

S57	INT 1
M_QUAL	Not specified

Symbol Name:	AP(DQUALB01)	RN: 448
--------------	--------------	---------

Symbol Explanation: pattern of symbols for a chart with 50m accuracy from standard survey based on lines of continuous soundings

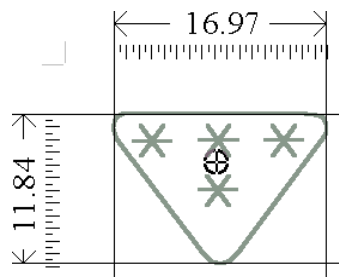
Look up table affected: area symbols with plain boundaries
area symbols with symbolized boundaries

Pivot Point Column: 8.31

Pivot Point Row: 3.91

Width of Bounding Box: 16.97

Height of Bounding Box: 11.84



Symbol Colours: CHGRD

Pattern Type: Staggered

Pattern Spacing: Constant

Minimum Distance: 14.00

Maximum Distance: 14.00

Comments: Line weight 0.3 mm; corner radii 1.2 mm
Further symbol dimensions like AP(DQUALA11)

Examples on ENC: N/A

References:

S57	INT 1
M_QUAL	Not specified

Symbol Name:	AP(DQUALC01)	RN: 449
--------------	--------------	---------

Symbol Explanation: pattern of symbols for a low accuracy or incomplete chart

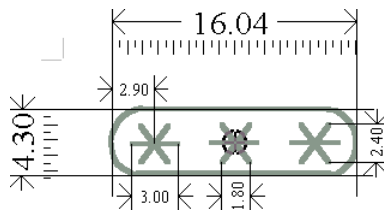
Look up table affected: area symbols with plain boundaries
area symbols with symbolized boundaries

Pivot Point Column: 8.16

Pivot Point Row: 2.25

Width of Bounding Box: 16.04

Height of Bounding Box: 4.30



Symbol Colours: CHGRD

Pattern Type: Staggered

Pattern Spacing: Constant

Minimum Distance: 16.00

Maximum Distance: 16.00

Comments: Line weight 0.3 mm

Examples on ENC: N/A

References:

S57	INT 1
M_QUAL	Not specified

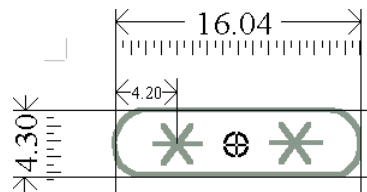
Symbol Name:	AP(DQUALD01)	RN: 450
--------------	--------------	---------

Symbol Explanation: pattern of symbols for an unreliable chart

Look up table affected: area symbols with plain boundaries
area symbols with symbolized boundaries

Pivot Point Column: 8.02
Pivot Point Row: 2.35

Width of Bounding Box: 16.04
Height of Bounding Box: 4.30



Symbol Colours: CHGRD

Pattern Type: Staggered
Pattern Spacing: Constant

Minimum Distance: 16.00
Maximum Distance: 16.00

Comments: Line weight 0.3 mm
Further symbol dimensions like AP(DQUALC01)

Examples on ENC: N/A

References:

S57	INT 1
M_QUAL	Not specified

Symbol Name:	AP(DQUALU01)	RN: 451
--------------	--------------	---------

Symbol Explanation: pattern of symbols for a chart with quality not assessed

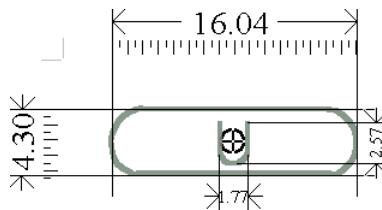
Look up table affected: area symbols with plain boundaries
area symbols with symbolized boundaries

Pivot Point Column: 8.03

Pivot Point Row: 2.18

Width of Bounding Box: 16.04

Height of Bounding Box: 4.30



Symbol Colours: CHGRD

Pattern Type: Staggered

Pattern Spacing: Constant

Minimum Distance: 16.00

Maximum Distance: 16.00

Comments: Line weight 0.3 mm

Examples on ENC: N/A

References:

S57	INT 1
M_QUAL	Not specified

Symbol Name:	AP(DRGARE01)	RN: 452
--------------	--------------	---------

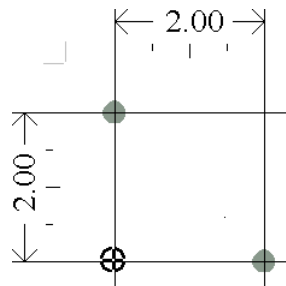
Symbol Explanation: dredged area

Look up table affected: N/A

Called by CSP etc.: CSP DEPARE03

Pivot Point Column: 0.00
Pivot Point Row: 2.00

Width of Bounding Box: 2.00
Height of Bounding Box: 2.00



Symbol Colours:  CHGRD



Pattern Type: Linear
Pattern Spacing: Constant

Minimum Distance: 1.50
Maximum Distance: 1.50

Comments: Point diameter 0.3 mm;
In order to avoid clutter which make other information difficult to read, the dot of this pattern should not be larger than 0.3 mm.

Examples on ENC: N/A

References:

S57	INT 1	
DRGARE	I 20-23	(I 21)  7,0m 

Symbol Name:	AP(FOULAR01)	RN: 453
--------------	--------------	---------

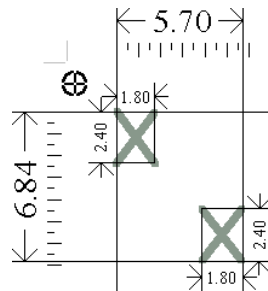
Symbol Explanation: foul area, not safe for navigation


Look up table affected: area symbols with plain boundaries
area symbols with symbolized boundaries

Called by CSP etc.: CSP OBSTRN07 Continuation C

Pivot Point Column: -1.83
Pivot Point Row: -1.22

Width of Bounding Box: 5.70
Height of Bounding Box: 6.84



Symbol Colours:  CHGRD



Pattern Type: Linear
Pattern Spacing: Constant

Minimum Distance: 1.50
Maximum Distance: 1.50

Comments: Line weight 0.3 mm

Examples on ENC: N/A

References:

S57	INT 1	
OBSTRN	K 1, 40-42, 43.1, 46.1, 46.2	(K 40)
		 <i>Obstn</i>  <i>Obstn</i>

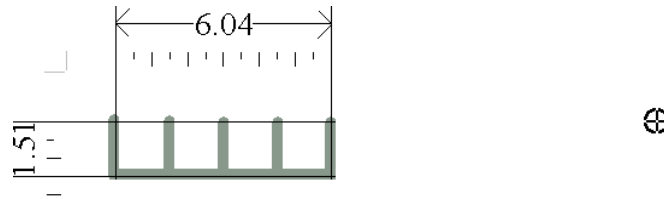
Symbol Name:	AP(FSHFAC03)	RN: 454
--------------	--------------	---------

Symbol Explanation: pattern of symbols for an area with fishing stakes

Look up table affected: area symbols with plain boundaries

Pivot Point Column: 15.08
Pivot Point Row: -0.05

Width of Bounding Box: 6.04
Height of Bounding Box: 1.51



Symbol Colours: CHGRD

Pattern Type: Staggered
Pattern Spacing: Constant

Minimum Distance: 20.00
Maximum Distance: 20.00

Comments: Line weight 0.3 mm

Examples on ENC: N/A

References:

S57	INT 1	
FSHFAC	K 44.1	(K 44.1)

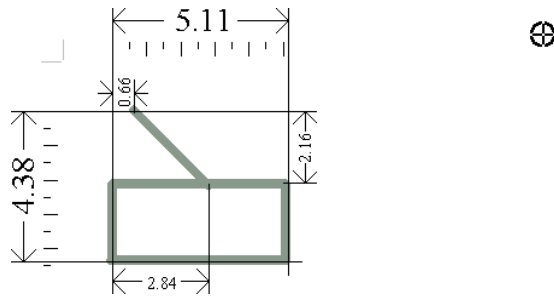
Symbol Name:	AP(FSHFAC04)	RN: 455
--------------	--------------	---------

Symbol Explanation: pattern of symbols for an area with fish traps, fish weirs, tunny nets

Look up table affected: area symbols with plain boundaries

Pivot Point Column: 12.61
 Pivot Point Row: -2.27

Width of Bounding Box: 5.11
 Height of Bounding Box: 4.38



Symbol Colours: CHGRD


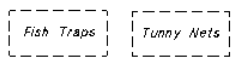
Pattern Type: Staggered
 Pattern Spacing: Constant

Minimum Distance: 20.00
 Maximum Distance: 20.00

Comments: Line weight 0.3 mm

Examples on ENC: N/A

References:

S57	INT 1	
FSHFAC	K 44.2, 45;	(K 44.2)  (K 45) 

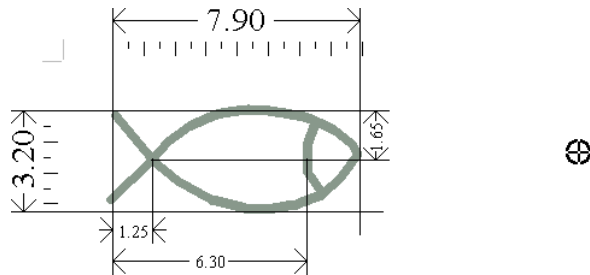
Symbol Name:	AP(FSHHAV02)	RN: 456
--------------	--------------	---------

Symbol Explanation: pattern of symbols for a fish haven

Look up table affected: area symbols with plain boundaries

Pivot Point Column: 14.90
Pivot Point Row: 1.35

Width of Bounding Box: 7.90
Height of Bounding Box: 3.20



Symbol Colours: CHGRD

Pattern Type: Staggered
Pattern Spacing: Constant

Minimum Distance: 20.00
Maximum Distance: 20.00

Comments: Line weight 0.3 mm

Examples on ENC: N/A

References:

S57	INT 1
FSHFAC	Not specified

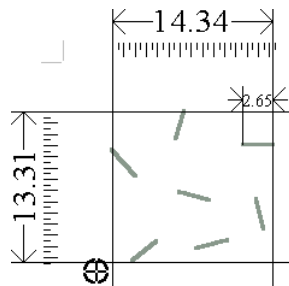
Symbol Name:	AP(ICEARE04)	RN: 457
--------------	--------------	---------

Symbol Explanation: continuous pattern for an ice area (glacier, etc.)

Look up table affected: area symbols with plain boundaries
area symbols with symbolized boundaries

Pivot Point Column: -1.31
Pivot Point Row: 14.35

Width of Bounding Box: 14.34
Height of Bounding Box: 13.31



Symbol Colours:  CHGRD


Pattern Type: Linear
Pattern Spacing: Constant

Minimum Distance: 0.00
Maximum Distance: 0.00

Comments: Line weight 0.3 mm
seven short lines in given bounding box should cause uniform pattern on covered object

Examples on ENC: N/A

References:

S57	INT 1
ICEARE	C 25; N 60.1, 60.2 (C 25) 

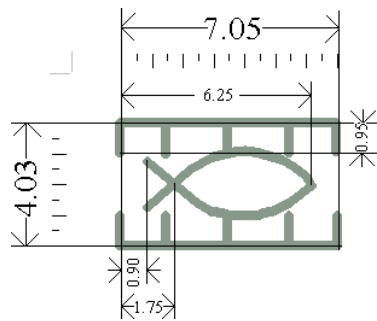
Symbol Name:	AP(MARCUL02)	RN: 458
--------------	--------------	---------

Symbol Explanation: pattern of symbols for a marine farm

Look up table affected: area symbols with plain boundaries
area symbols with symbolized boundaries

Pivot Point Column: 19.93
Pivot Point Row: -1.99

Width of Bounding Box: 7.05
Height of Bounding Box: 4.03



Symbol Colours: CHGRD


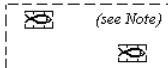

Pattern Type: Staggered
Pattern Spacing: Constant

Minimum Distance: 20.00
Maximum Distance: 20.00

Comments: Line weight 0.3 mm

Examples on ENC: N/A

References:

S57	INT 1	
MARCUL	K 47, 48.1, 48.2	(K 47)  (K 48.1)  (K 48.2) 

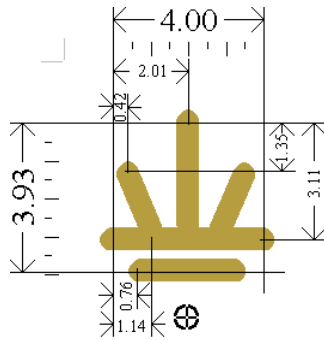
Symbol Name:	AP(MARSHES1)	RN: 459
--------------	--------------	---------

Symbol Explanation: pattern of symbols for a marsh

Look up table affected: area symbols with plain boundaries
area symbols with symbolized boundaries

Pivot Point Column: 2.00
Pivot Point Row: 5.17

Width of Bounding Box: 4.00
Height of Bounding Box: 3.93



Symbol Colours: CHBRN

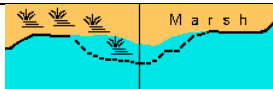
Pattern Type: Staggered
Pattern Spacing: Constant

Minimum Distance: 15.00
Maximum Distance: 15.00

Comments: Line weight 0.6 mm

Examples on ENC: N/A

References:

S57	INT 1	
LNDRGN	C 33	

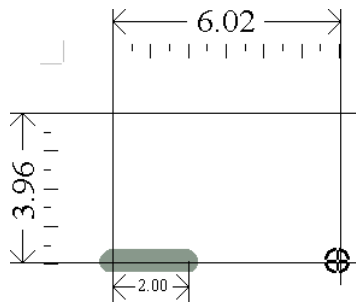
Symbol Name:	AP(NODATA03)	RN: 460
--------------	--------------	---------

Symbol Explanation: area of no chart data

Look up table affected: area symbols with plain boundaries
area symbols with symbolized boundaries

Pivot Point Column: 6.00
Pivot Point Row: 3.95

Width of Bounding Box: 6.02
Height of Bounding Box: 3.96



Symbol Colours: CHGRD

Pattern Type: Staggered
Pattern Spacing: Constant

Minimum Distance: 1.00
Maximum Distance: 1.00

Comments: Line weight 0.6 mm

Examples on ENC: N/A

References:

S57	INT 1	
M_QUAL	Not specified	
UNSARE	I 25	

Symbol Name:	AP(OVERSC01)	RN: 461
--------------	--------------	---------

Symbol Explanation: over scale part of a display containing data from more than one navigation purpose

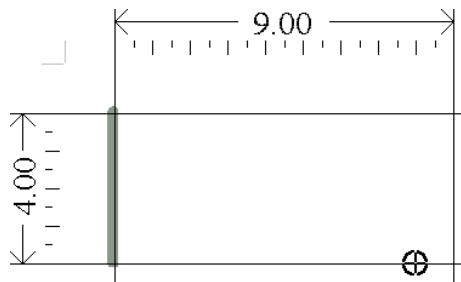
Look up table affected: area symbols with plain boundaries
area symbols with symbolized boundaries

Pivot Point Column: 8.00

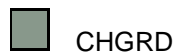
Pivot Point Row: 4.00

Width of Bounding Box: 9.00

Height of Bounding Box: 4.00



Symbol Colours:



CHGRD

Pattern Type: Linear

Pattern Spacing: Constant

Minimum Distance: 0.00

Maximum Distance: 0.00

Comments: Line weight 0.3 mm

Examples on ENC: N/A

References:

S57	INT 1
M_CSCL	Not specified

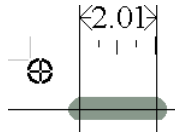
Symbol Name:	AP(PRTSUR01)	RN: 462
--------------	--------------	---------


Symbol Explanation: incompletely surveyed area

Look up table affected: area symbols with plain boundaries
area symbols with symbolized boundaries

Pivot Point Column: -1.01
Pivot Point Row: -1.01

Width of Bounding Box: 2.01
Height of Bounding Box: 0.00



Symbol Colours:  CHGRD

Pattern Type: Staggered
Pattern Spacing: Constant

Minimum Distance: 10.00
Maximum Distance: 10.00

Comments: Line weight 0.6 mm

Examples on ENC: N/A

References:

S57	INT 1
DEPARE	Not specified

Symbol Name:	AP(QUESMRK1)	RN: 463
--------------	--------------	---------

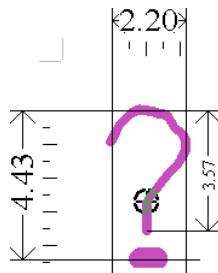
Symbol Explanation: pattern of symbols for an area which is not sufficiently described to be symbolized, or for which no symbol exists in the symbol library

Look up table affected: default pattern for first line of earlier area symbols

Called by CSP etc.: CSP TOPMAR01

Pivot Point Column: 1.08
Pivot Point Row: 2.74

Width of Bounding Box: 2.20
Height of Bounding Box: 4.43



Symbol Colours: CHMGD

Pattern Type: Staggered
Pattern Spacing: Constant

Minimum Distance: 20.00
Maximum Distance: 20.00

Comments: Line weight (question mark) 0.3 mm;
Line weight (question mark dot) 0.6 mm

Examples on ENC: N/A

References:

S57	INT 1
-----	-------

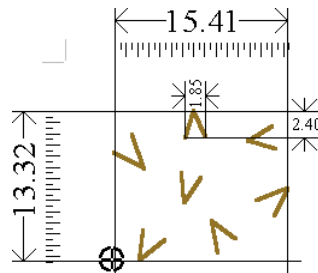
Symbol Name:	AP(RCKLDG01)	RN: 464
--------------	--------------	---------

Symbol Explanation: rock or coral drying ledges

Look up table affected: area symbols with plain boundaries
area symbols with symbolized boundaries

Pivot Point Column: -0.06
Pivot Point Row: 13.38

Width of Bounding Box: 15.41
Height of Bounding Box: 13.32



Symbol Colours:  LANDF


Pattern Type: Linear
Pattern Spacing: Constant

Minimum Distance: 0.00
Maximum Distance: 0.00

Comments: Line weight 0.3 mm
The seven "v" symbols in the box illustrated should form a continuous uniform pattern over the area of the object being symbolized.

Examples on ENC: N/A

References:

S57	INT 1	
SBDARE	J 9, 10, 21, 22, 38	(J 22)
		

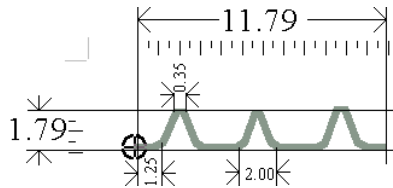
Symbol Name:	AP(SNDWAV01)	RN: 465
--------------	--------------	---------

Symbol Explanation: pattern of symbols for sand waves

Look up table affected: area symbols with plain boundaries
area symbols with symbolized boundaries

Pivot Point Column: -0.08
Pivot Point Row: 1.83

Width of Bounding Box: 11.79
Height of Bounding Box: 1.79



Symbol Colours: CHGRD


Pattern Type: Staggered
Pattern Spacing: Constant

Minimum Distance: 20.00
Maximum Distance: 20.00

Comments: Line weight 0.3 mm

Examples on ENC: N/A

References:

S57	INT 1	
SNDWAV	J 14	

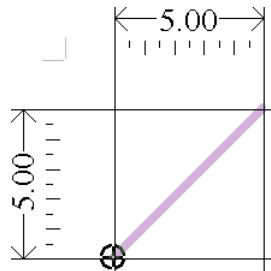
Symbol Name:	AP(TSSJCT02)	RN: 466
--------------	--------------	---------

Symbol Explanation: precautionary area or a traffic separation scheme crossing or roundabout

Look up table affected: area symbols with plain boundaries
area symbols with symbolized boundaries

Pivot Point Column: 0.00
Pivot Point Row: 5.00

Width of Bounding Box: 5.00
Height of Bounding Box: 5.00



Symbol Colours: TRFCF


Pattern Type: Linear
Pattern Spacing: Constant

Minimum Distance: 0.00
Maximum Distance: 0.00

Comments: Line weight 0.3 mm

Examples on ENC: N/A

References:

S57	INT 1	
PRCARE	M 16, 24	(M 16)  <i>Precautionary Area</i>
TSSCRS	M 23	
TSSLPT	M 10	
TSSRON	M 21	

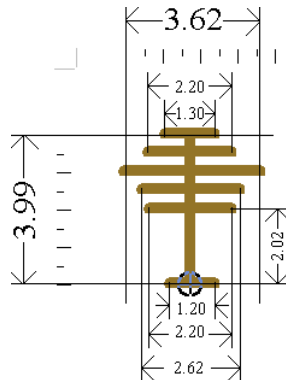
Symbol Name:	AP(VEGATN03)	RN: 467
--------------	--------------	---------

Symbol Explanation: pattern of symbols for wooded areas

Look up table affected: area symbols with plain boundaries
area symbols with symbolized boundaries

Pivot Point Column: 1.75
Pivot Point Row: 3.98

Width of Bounding Box: 3.62
Height of Bounding Box: 3.99



Symbol Colours: LANDF

Pattern Type: Staggered
Pattern Spacing: Constant

Minimum Distance: 10.00
Maximum Distance: 10.00

Comments: Line weight 0.3 mm

Examples on ENC: N/A

References:

S57	INT 1	
VEGATN	C 14, 30, 31.1-31.8; G 37-39	<p>(C 30)</p> <p>(C 31.4)</p>

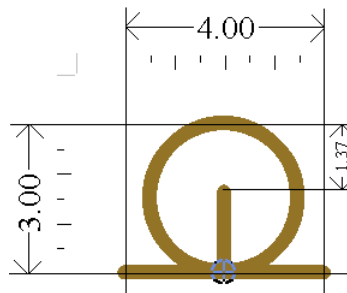
Symbol Name:	AP(VEGATN04)	RN: 468
--------------	--------------	---------

Symbol Explanation: pattern of symbols for mangroves

Look up table affected: area symbols with plain boundaries
area symbols with symbolized boundaries

Pivot Point Column: 2.00
Pivot Point Row: 3.00

Width of Bounding Box: 4.00
Height of Bounding Box: 3.00



Symbol Colours: LANDF

Pattern Type: Staggered
Pattern Spacing: Constant

Minimum Distance: 10.00
Maximum Distance: 10.00

Comments: Line weight 0.3 mm

Examples on ENC: N/A

References:

S57	INT 1	
VEGATN	C 32	

Page intentionally left blank