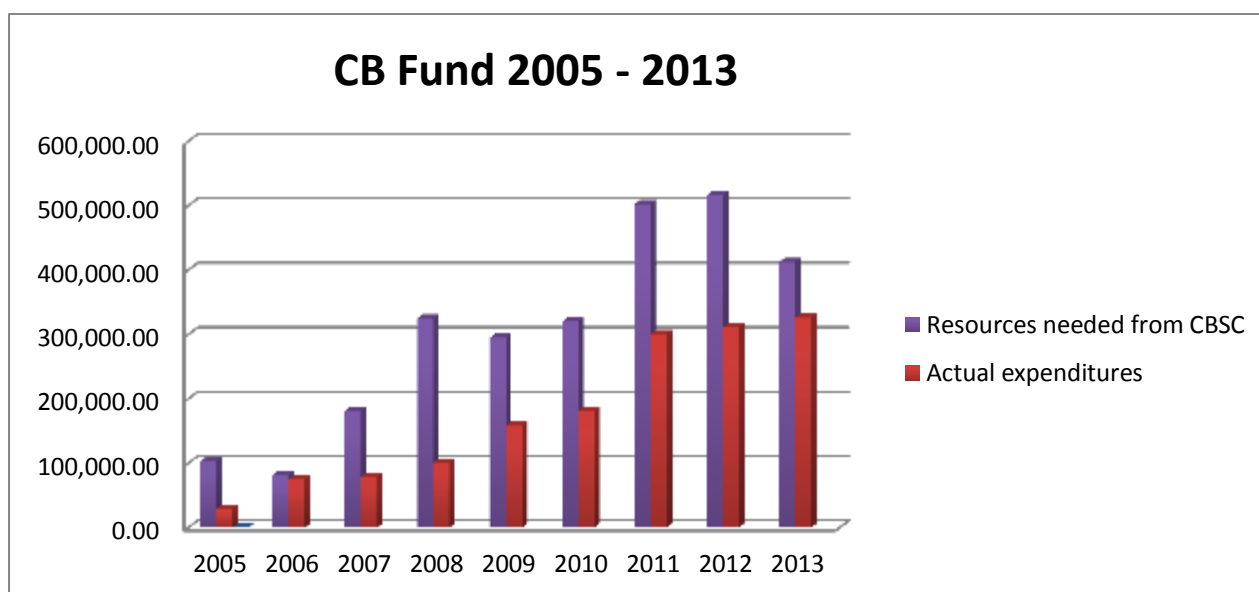


CAPACITY BUILDING STATISTICS (2005-2013)

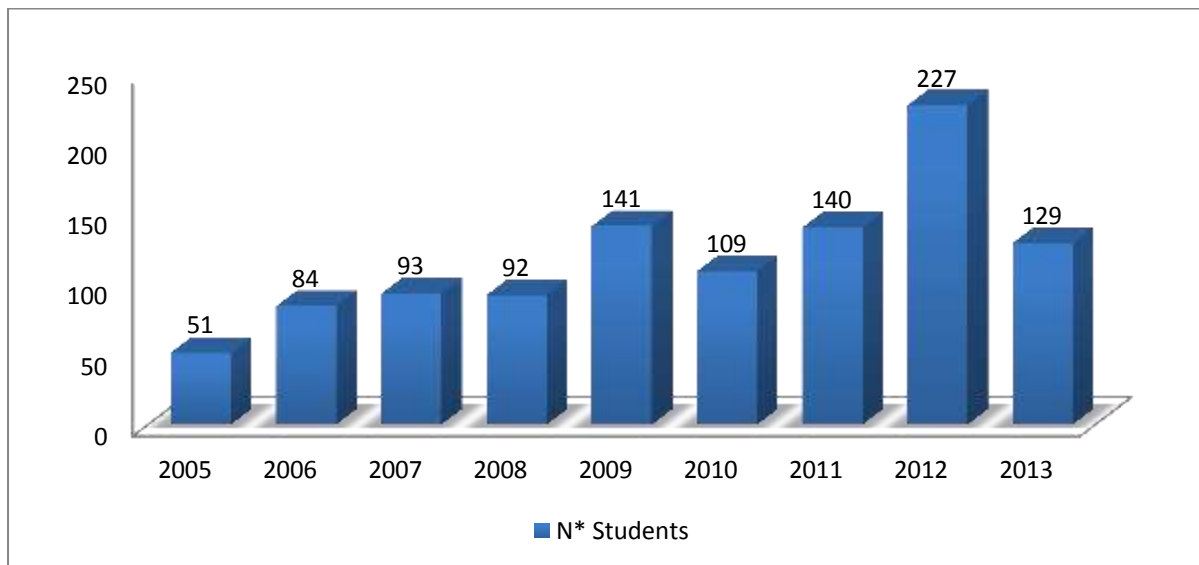
Capacity Building Fund:

Year	Resources needed from CBSC	Actual expenditures
2005	103,166.90	29,699.29
2006	82,000.00	74,420.73
2007	181,500.00	78,827.55
2008	325,267.00	100,695.98
2009	294,782.00	158,205.44
2010	319,880.00	180,625.99
2011	502,435.00	300,388.32
2012	516,185.76	310,810.03
2013	412,600.00	325,717.63



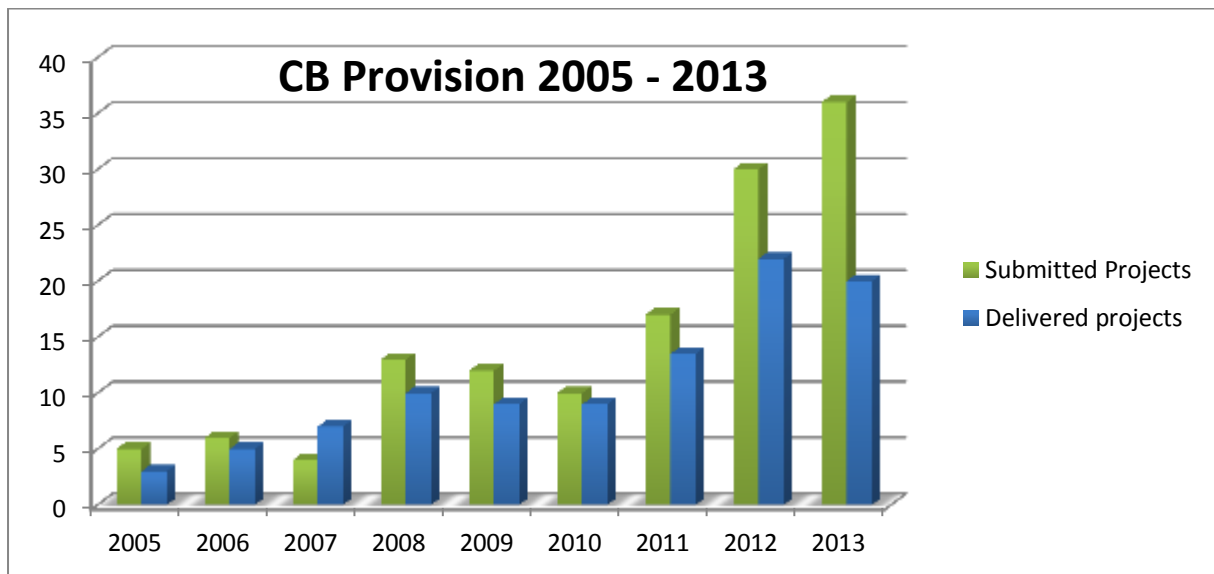
Number of trainees attending CB Courses:

Year	N* Students
2005	51
2006	84
2007	93
2008	92
2009	141
2010	109
2011	140
2012	227
2013	129



Number of CB Projects:

Year	Submitted Projects	Delivered projects
2005	5	3
2006	6	5
2007	4	7
2008	13	10
2009	12	9
2010	10	9
2011	17	13.5
2012	30	22
2013	36	20



Number of Technical Visits:

Year	Delivered Technical Visits
2005	5
2006	25
2007	14
2008	23
2009	5
2010	8
2011	10
2012	11
2013	6

