



# SCUFN

IHO-IOC GEBCO Sub-Committee on Undersea Feature Names



## SECOND AND FINAL CIRCULAR

### The 25th International Symposium of the SCUFN, Wellington, New Zealand, 2012

The 25th meeting of the GEBCO Sub-Committee for Undersea Feature Names will be jointly hosted by Land Information New Zealand (LINZ, [www.linz.govt.nz](http://www.linz.govt.nz)) and GNS Science ([www.gns.cri.nz](http://www.gns.cri.nz)) in Wellington, New Zealand.

The meeting will be held at the LINZ office in central Wellington. The address of the meeting place is:

#### Physical Address

LINZ  
Level 7, Radio New Zealand House  
155 The Terrace  
Wellington  
New Zealand

#### Postal Address

LINZ  
PO Box 5501  
Wellington 6145  
New Zealand

[Google Map Physical Address](#)

### Local Organiser

The contact for local arrangements is Ms Kat Hammond from GNS Science.

Email: [k.hammond@gns.cri.nz](mailto:k.hammond@gns.cri.nz)

Phone: +64 4 570 4125

### Meeting Program

The meeting will be held from Tuesday the 23<sup>rd</sup> to Saturday the 27<sup>th</sup> of October 2012 (Monday 22<sup>nd</sup> of October 2012 is a public holiday in New Zealand). An Ice Breaker event will be held at the Karaka Café (see page 4, location map – blue star) on the Wellington water front where the meeting programme will be available.

A half day outing is planned for Friday afternoon where participants can elect to visit the LINZ Hydro ([www.linz.govt.nz](http://www.linz.govt.nz)), NIWA ([www.niwa.co.nz](http://www.niwa.co.nz)) or GNS Science ([www.gns.cri.nz](http://www.gns.cri.nz)) offices. LINZ is the New Zealand government department responsible for charts and nautical information, place names, land titles, geodetic and cadastral survey systems and other related services. NIWA is a Crown Research Institute that focusses on atmospheric, ocean and freshwater science. NIWA operates the [RV Tanagroa](#) (although it is unlikely to be docked in Wellington Harbour during October). GNS Science is a Crown Research Institute that focusses on geoscience and isotope research.

If there is enough interest, an accompanying partners program will be organised where people can visit local attractions during the week. Please contact the local organisers if there are any attractions or activities that are of interest. See:

[www.wellington.nz.com](http://www.wellington.nz.com)

[www.wellingtonnz.com/welcome](http://www.wellingtonnz.com/welcome)

[www.wellington.govt.nz](http://www.wellington.govt.nz)

Any partners interested in participating in the programme should meet at the LINZ office on Tuesday at 9.00 am.

### Timetable

<b>Mon, 22<sup>nd</sup> Oct</b>			<b>Ice Breaker – Karaka Café</b> 6:00PM - 8:00PM
<b>Tues, 23<sup>rd</sup> Oct</b>	<b>Symposium – LINZ Office</b> 9:00AM - 5:00PM	<b>Traditional Maori Welcome</b> LINZ office 9:00AM	
<b>Wed, 24<sup>th</sup> Oct</b>	<b>Symposium – LINZ Office</b> 9:00AM - 5:00PM		
<b>Thurs, 25<sup>th</sup> Oct</b>	<b>Symposium – LINZ Office</b> 9:00AM - 12:00PM		<b>Dinner – Karaka Café</b> 6:30PM - TBC
<b>Fri, 26<sup>th</sup> Oct</b>	<b>Symposium – LINZ Office</b> 9:00AM - 5:00PM	<b>Fieldtrip</b> 1:00PM - 5:00PM	
<b>Sat, 27<sup>th</sup> Oct</b>	<b>Symposium – LINZ Office</b> 9:00AM - 12:00PM		

### Meeting Registration

Please register your attendance to the meeting by completing the attached attendance form and then emailing to Kat Hammond at the email address above. Please make sure you fill in your name, institution, email address and the dates you will attend. This information is necessary to plan the agenda and logistics for the meeting.

Please tell the local organisers if your partner wishes to participate in the accompanying partners program. If you have any travel plans after the meeting, the local organizer will be pleased to provide further information or help you contact a qualified travel agency.

### Passports and Visas

All meeting participants should check well before they travel whether they will need a visa to enter New Zealand. It is strongly recommended that you apply well in advance for your visa. If you need a letter of invitation to support your visa application please contact the local organiser on the email address above. Please provide your full name, nationality, occupation and passport number. In principle all visitors must be able to show that they hold a return ticket.

## Travel to Wellington

Although Wellington is a small international airport with direct flights to Australia, most international visitors travel via Auckland or Christchurch airports. There are hourly flights between Wellington, Auckland and Christchurch. At Auckland there is a free bus that travels between international and domestic terminals, or you may take the 5 minute outdoor walk between terminals by following the green line along the footpath. At Christchurch, international and domestic terminals are connected, follow the signs.

Once in Wellington it is a short 10 to 15 minute taxi or shuttle bus trip to the centre of the city. Taxi stands are located outside the main terminal. Prices to the central city and surrounding areas range between \$20 and \$35. Fares to further suburbs cost up to \$95. The shuttle fares are quoted on a 'one passenger only' basis, with an additional \$5 added for each additional passenger travelling in the same group. Approximate shuttle fares for one person range between \$12 (nearby suburbs), \$16 (central city) and over \$60 for the outer suburbs.

The Airport Flyer bus runs directly between Wellington airport and the city, through to Upper Hutt. Leaving from the airport's ground floor, at the southern end of the terminal, the bus will stop at any of its designated orange bus stops along the route. The Airport Flyer operates every 15 minutes from 6.30AM - 9.30PM, 7 days a week.

Rental car desks are located on the ground floor of the main terminal.

## Hotel Accommodation

Meeting participants are expected to arrange their own accommodation. We have listed a selection of hotels suitable for your stay and a map (page 4) showing their respective locations. Should you wish to find alternative accommodation please see the following website:  
[www.wellingtonnz.com/accommodation](http://www.wellingtonnz.com/accommodation)

Hotel	Rate	Website
<b>1</b> Amora Hotel	From \$240.00 <small>NZD</small>	<a href="http://www.wellington.amorahotels.com">www.wellington.amorahotels.com</a>
<b>2</b> Ibis Hotel	From \$139.00 <small>NZD</small>	<a href="http://www.ibishotel.com">www.ibishotel.com</a>
<b>3</b> InterContinental	From \$252.00 <small>NZD</small>	<a href="http://www.intercontinental.com">www.intercontinental.com</a>
<b>4</b> James Cook Hotel	From \$195.00 <small>NZD GNS RATE</small>	<a href="http://www.grandchancellorhotels.com/nz">www.grandchancellorhotels.com/nz</a>

The James Cook Hotel Grand Chancellor which is situated in the most ideal location to the symposium venue have a special rate with GNS Science, if you wish to book with them please advise that you are a GNS Science delegate and wish to use our corporate rate.

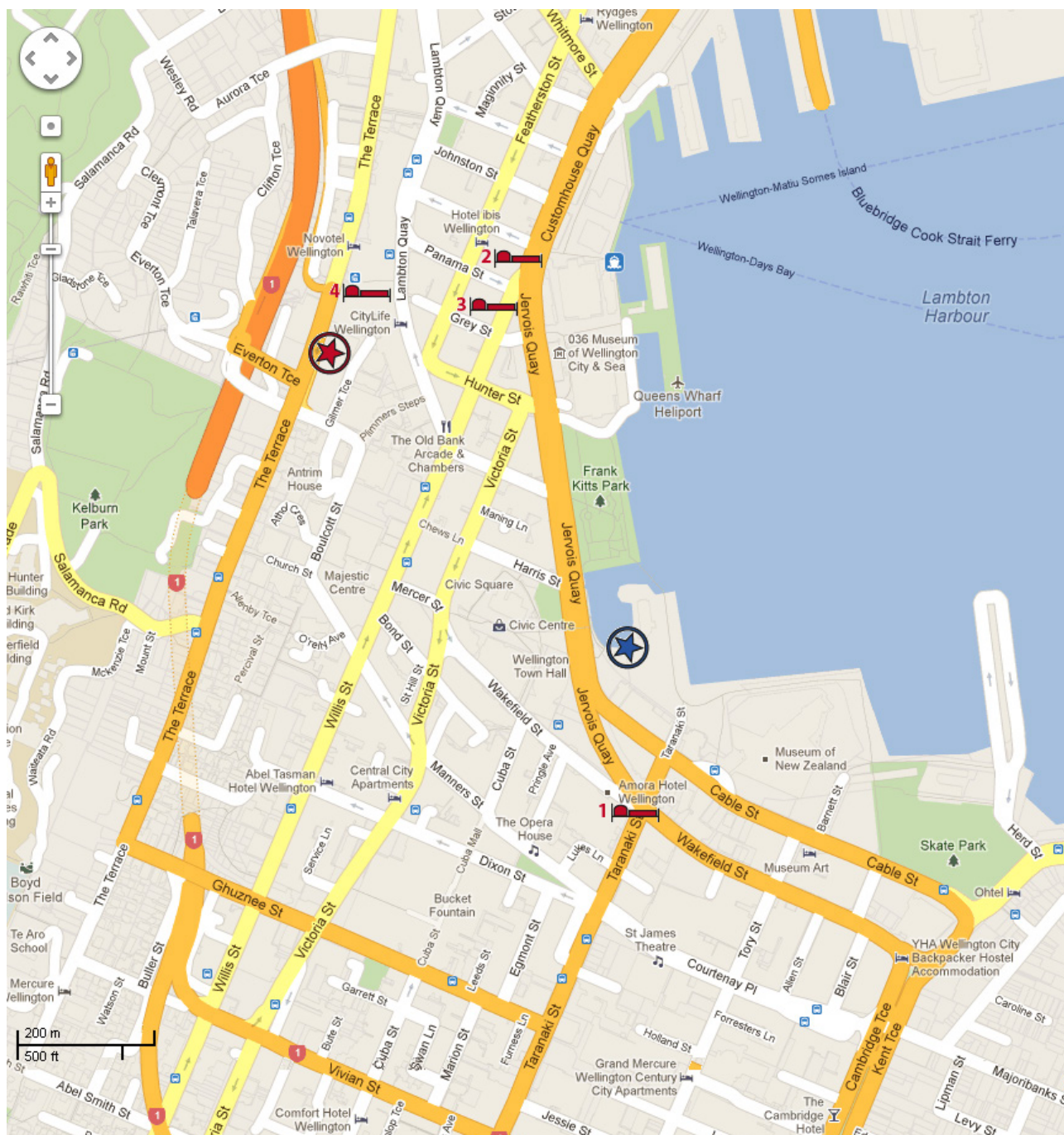
James Cook Hotel contact details are:

### Physical Address

James Cook Hotel Grand Chancellor  
 147 The Terrace  
 Wellington  
 New Zealand

### Email

[reservations@jamescookhotel.co.nz](mailto:reservations@jamescookhotel.co.nz)



Map of Wellington city showing location of the symposium venue LINZ (red star), the location of the Ice Breaker/Dinner at Karaka Café (blue star) and locations of recommended hotels. **1.** Amora Hotel; **2.** Ibis Hotel; **3.** InterContinental; **4.** James Cook Hotel.



## Local Information

Wellington is the capital city of New Zealand and is the location of government ministry and department head offices as well as many business head offices. It is a small (pop. c. 450,000), compact city nestled among high hills next to a sheltered harbour and port. The city has numerous restaurants, cafes and bars with a variety of entertainment. There is a good public transport network of railway trains, buses and taxis, although the central city is small enough to walk around. Wellington has a mix of European, Polynesian and Asian cultures. The official languages are English and Maori. For more information see the web sites listed above.




## Climate

Wellington has a maritime temperate climate, but can be very changeable. Temperatures in October range from 10 to 20 degrees. The weather can often be cool and cloudy, but when the sun shines it is bright and clear, so sunburn can be a hazard. In October Wellington can be very windy, which has a chilling effect. You need to be prepared for a variety of weather. A warm windproof jacket and a good sun hat are recommended.


Av. Daily  
Maximum Temp.  
(OC)



Av. Daily  
Minimum Temp.  
(OC)



Av. hours Sunshine  
(per day)



Av. No. Days with  
at least 0.25 mm  
Rainfall



Average  
Afternoon  
Humidity



We look forward to seeing you in Wellington

Best regards

Vaughan Stagpoole  
GNS Science



Adam Greenland  
LINZ

